

High Performance Fortran Language Specification

High Performance Fortran Forum

January 31, 1997
Version 2.0

The High Performance Fortran Forum (HPFF), with participation from over 40 organizations, met from March 1992 to March 1993 to define a set of extensions to Fortran called High Performance Fortran (HPF). Our goal was to address the problems of writing data parallel programs for architectures where the distribution of data impacts performance. While we hope that the HPF extensions will become widely available, HPFF is not sanctioned or supported by any official standards organization. The HPFF had a second series of meetings from April 1994 to October 1994 to consider requests for corrections, clarifications, and interpretations to the Version 1.0 HPF document and also to develop user requirements for possible future changes to HPF. A third set of meetings took place from January 1995 through December 1996 to incorporate features recommended to meet user needs identified in the 1994 meetings.

This document contains all the technical features proposed for the version of the language known as HPF Version 2.0. This copy of the draft was processed by L^AT_EX on January 31, 1997.

HPFF encourages requests for interpretation of this document, and comments on the language defined here. We will give our best effort to answering interpretation questions, and general comments will be considered in future HPFF language specifications.

Please send interpretation requests to `hpff-interpret@cs.rice.edu`. Your request is archived and forwarded to a group of HPFF committee members who attempt to respond to it.

The text of interpretation requests becomes the property of Rice University.

© 1994, 1995, 1996, 1997 Rice University, Houston, Texas. Permission to copy without fee all or part of this material is granted, provided that the Rice University copyright notice and the title of this document appear, and notice is given that copying is by permission of Rice University.

Contents

| | |
|--|------------|
| Acknowledgments | vii |
| I Introduction | 1 |
| 1 Overview | 3 |
| 1.1 Goals and Scope of High Performance Fortran | 3 |
| 1.2 HPF Language Model | 4 |
| 1.2.1 Data Mapping Directives | 5 |
| 1.3 Overview of HPF 2.0 Language Features | 7 |
| 1.3.1 HPF 2.0 Language Features | 8 |
| 1.3.2 HPF 2.0 Approved Extensions | 9 |
| 1.4 Changes from HPF 1.1 | 10 |
| 1.4.1 Repartitioning of the Language | 10 |
| 1.4.2 Features Now in Standard Fortran | 11 |
| 1.4.3 Features Removed or Restricted in HPF 2.0 | 11 |
| 1.4.4 Features Moved to Approved Extensions | 11 |
| 1.4.5 New Features of HPF 2.0 | 11 |
| 1.4.6 New Approved Extensions | 11 |
| 1.4.7 Recognized Externally-Supported HPF Extrinsic | 12 |
| 2 Notation and Syntax | 13 |
| 2.1 Notation | 13 |
| 2.2 Syntax of Directives | 14 |
| II High Performance Fortran Language | 17 |
| 3 Data Mapping | 19 |
| 3.1 Model | 19 |
| 3.2 Syntax of Data Alignment and Distribution Directives | 21 |
| 3.3 The DISTRIBUTE Directive | 23 |
| 3.4 The ALIGN Directive | 29 |
| 3.5 Allocatable Arrays and Pointers | 35 |
| 3.6 The PROCESSORS Directive | 37 |
| 3.7 The TEMPLATE Directive | 39 |
| 3.8 Storage and Sequence Association | 41 |
| 3.8.1 Storage Association | 42 |

| | | |
|----------|--|-----------|
| 3.8.2 | The SEQUENCE Directive | 43 |
| 4 | Data Mapping in Subprogram Interfaces | 47 |
| 4.1 | Introduction | 47 |
| 4.2 | What Remapping Is Required and Who Does It | 49 |
| 4.3 | Distributions and Processor Arrangements | 50 |
| 4.3.1 | Examples | 50 |
| 4.3.2 | What Happens When a Clause Is Omitted | 51 |
| 4.4 | Alignment | 51 |
| 4.4.1 | The Template of the Dummy Argument | 51 |
| 4.4.2 | The INHERIT Directive | 52 |
| 4.4.3 | Descriptive ALIGN Directives | 54 |
| 4.5 | Equivalence and Partial Order on the Set of Mappings | 57 |
| 4.6 | Conditions for Omitting Explicit Interfaces | 59 |
| 4.7 | Characteristics of Procedures | 60 |
| 4.8 | Argument Passing and Sequence Association | 61 |
| 4.8.1 | Sequence Association Rules | 61 |
| 4.8.2 | Discussion of Sequence Association | 62 |
| 4.8.3 | Examples of Sequence Association | 62 |
| 5 | INDEPENDENT and Related Directives | 63 |
| 5.1 | The INDEPENDENT Directive | 64 |
| 5.1.1 | Visualization of INDEPENDENT Directives | 68 |
| 5.1.2 | NEW Variables | 70 |
| 5.1.3 | REDUCTION Variables and Statements | 71 |
| 5.1.4 | Semantics and Implementation of Reduction | 74 |
| 5.2 | Further Examples of INDEPENDENT Directives | 76 |
| 6 | Extrinsic Program Units | 79 |
| 6.1 | Overview | 79 |
| 6.2 | Declaration of Extrinsic Program Units | 80 |
| 6.2.1 | Function and Subroutine Statements | 80 |
| 6.2.2 | Program, Module, and Block Data Statements | 81 |
| 6.2.3 | The EXTRINSIC Prefix | 81 |
| 6.3 | Calling HPF Extrinsic Subprograms | 83 |
| 6.3.1 | Access to Types, Procedures, and Data | 84 |
| 6.3.2 | The Effect of a Call | 85 |
| 6.4 | Examples of Extrinsic Procedures | 86 |
| 7 | Intrinsic and Library Procedures | 89 |
| 7.1 | Notation | 89 |
| 7.2 | System Inquiry Intrinsic Functions | 89 |
| 7.3 | Computational Intrinsic Functions | 90 |
| 7.4 | Library Procedures | 90 |
| 7.4.1 | Mapping Inquiry Subroutines | 90 |
| 7.4.2 | Bit Manipulation Functions | 91 |
| 7.4.3 | Array Reduction Functions | 91 |
| 7.4.4 | Array Combining Scatter Functions | 91 |

| | | |
|-------|--|-----|
| 7.4.5 | Array Prefix and Suffix Functions | 93 |
| 7.4.6 | Array Sorting Functions | 98 |
| 7.5 | Generic Intrinsic and Library Procedures | 98 |
| 7.5.1 | System Inquiry Intrinsic Functions | 98 |
| 7.5.2 | Mapping Inquiry Subroutines | 98 |
| 7.5.3 | Bit Manipulation Functions | 98 |
| 7.5.4 | Array Reduction Functions | 99 |
| 7.5.5 | Array Combining Scatter Functions | 99 |
| 7.5.6 | Array Prefix and Suffix Functions | 99 |
| 7.5.7 | Array Sort Functions | 101 |
| 7.6 | Specifications of Intrinsic Procedures | 101 |
| 7.7 | Specifications of Library Procedures | 102 |

III HPF Approved Extensions 141

8 Approved Extensions for Data Mapping 143

| | | |
|-------|--|-----|
| 8.1 | Extended Model | 143 |
| 8.2 | Syntax of Attributed Forms of Extended Data Mapping Directives | 144 |
| 8.3 | The REDISTRIBUTE Directive | 145 |
| 8.4 | The REALIGN Directive | 146 |
| 8.5 | The DYNAMIC Directive | 147 |
| 8.6 | Remapping and Subprogram Interfaces | 148 |
| 8.7 | Mapping to Processor Subsets | 150 |
| 8.8 | Pointers | 151 |
| 8.8.1 | Mapped Pointers | 151 |
| 8.8.2 | Pointers and Subprograms | 153 |
| 8.8.3 | Restrictions on Pointers and Targets | 154 |
| 8.9 | Mapping of Derived Type Components | 155 |
| 8.10 | New Distribution Formats | 160 |
| 8.11 | The RANGE Directive | 162 |
| 8.12 | The SHADOW Directive | 164 |
| 8.13 | Equivalence and Partial Order on the Set of Mappings | 165 |
| 8.14 | Conditions for Omitting Explicit Interfaces | 167 |
| 8.15 | Characteristics of Procedures | 168 |

9 Approved Extensions for Data and Task Parallelism 169

| | | |
|-------|---|-----|
| 9.1 | Active Processor Sets | 169 |
| 9.1.1 | The SUBSET Directive | 171 |
| 9.1.2 | Mapping Local Objects and Dummy Arguments | 172 |
| 9.1.3 | Other Restrictions on Active Processors | 173 |
| 9.2 | The ON Directive | 175 |
| 9.2.1 | Syntax of the ON Directive | 176 |
| 9.2.2 | Semantics of the ON Directive | 177 |
| 9.2.3 | Examples of ON Directives | 181 |
| 9.2.4 | ON Directives Applied to Subprogram Invocations | 186 |
| 9.3 | The RESIDENT Clause, Directive, and Construct | 191 |
| 9.3.1 | Examples of RESIDENT Clauses | 195 |

| | | |
|-----------|--|------------|
| 9.3.2 | RESIDENT Directives Applied to Procedure Reference | 197 |
| 9.4 | The TASK_REGION Construct | 200 |
| 9.4.1 | Syntax of the TASK_REGION Construct | 200 |
| 9.4.2 | Semantics of the TASK_REGION Construct | 201 |
| 9.4.3 | Execution Model and Usage | 201 |
| 9.4.4 | Implementation | 202 |
| 9.4.5 | Example: 2-D FFT | 203 |
| 10 | Approved Extension for Asynchronous I/O | 207 |
| 10.1 | The WAIT Statement | 209 |
| 11 | Approved Extensions for HPF Extrinsic | 211 |
| 11.1 | Alternative Extrinsic Models: LOCAL and SERIAL | 211 |
| 11.1.1 | The LOCAL Model | 212 |
| 11.1.2 | The SERIAL Model | 214 |
| 11.2 | Extrinsic Language Bindings | 215 |
| 11.2.1 | Control of Arguments | 215 |
| 11.3 | HPF Bindings | 218 |
| 11.3.1 | Additional Special Considerations for HPF_LOCAL | 218 |
| 11.3.2 | Argument Association | 219 |
| 11.3.3 | Special Considerations for HPF_SERIAL | 221 |
| 11.4 | C Language Bindings | 222 |
| 11.4.1 | Specification of Interfaces to Procedures Defined in C | 222 |
| 11.4.2 | Specification of Data Type Mappings for C | 223 |
| 11.5 | Fortran Language Bindings | 227 |
| 11.6 | Fortran 77 Language Bindings | 228 |
| 11.6.1 | Special Considerations for F77_LOCAL | 228 |
| 11.6.2 | Argument Passing to F77_LOCAL Procedures | 229 |
| 11.6.3 | F77_LOCAL Programming Examples | 230 |
| 11.7 | The Extrinsic Library | 234 |
| 11.7.1 | HPF Local Routine Library | 234 |
| 11.7.2 | Library Access from Serial Extrinsic | 243 |
| 12 | Approved Extensions to the HPF Intrinsic and Library Procedures | 245 |
| 12.1 | Specifications of Extended Intrinsic Procedures | 246 |
| 12.2 | Specifications of Extended Library Procedures | 248 |
| IV | Annexes | 259 |
| A | Syntax Rules | 261 |
| A.2 | Notation and Syntax | 261 |
| A.2.2 | Syntax of Directives | 261 |
| A.3 | Data Mapping | 262 |
| A.3.2 | Syntax of Data Alignment and Distribution Directives | 262 |
| A.3.3 | The DISTRIBUTE Directive | 263 |
| A.3.4 | The ALIGN Directive | 264 |
| A.3.6 | The PROCESSORS Directive | 265 |

| | | |
|----------|--|------------|
| A.3.7 | The TEMPLATE Directive | 265 |
| A.3.8 | Storage and Sequence Association | 266 |
| A.4 | Data Mapping in Subprogram Interfaces | 266 |
| A.4.4 | Alignment | 266 |
| A.5 | INDEPENDENT and Related Directives | 266 |
| A.5.1 | The INDEPENDENT Directive | 266 |
| A.6 | Extrinsic Program Units | 267 |
| A.6.2 | Declaration of Extrinsic Program Units | 267 |
| A.8 | Approved Extensions for Data Mapping | 270 |
| A.8.2 | Syntax of Attributed Forms of Extended Data Mapping Directives | 270 |
| A.8.3 | The REDISTRIBUTE Directive | 270 |
| A.8.4 | The REALIGN Directive | 271 |
| A.8.5 | The DYNAMIC Directive | 271 |
| A.8.7 | Mapping to Processor Subsets | 271 |
| A.8.9 | Mapping of Derived Type Components | 272 |
| A.8.10 | New Distribution Formats | 273 |
| A.8.11 | The RANGE Directive | 274 |
| A.8.12 | The SHADOW Directive | 274 |
| A.9 | Approved Extensions for Data and Task Parallelism | 275 |
| A.9.1 | Active Processor Sets | 275 |
| A.9.2 | The ON Directive | 275 |
| A.9.3 | The RESIDENT Clause, Directive, and Construct | 275 |
| A.9.4 | The TASK_REGION Construct | 275 |
| A.10 | Approved Extension for Asynchronous I/O | 276 |
| A.10.1 | The WAIT Statement | 276 |
| A.11 | Approved Extensions for HPF Extrinsics | 276 |
| A.11.2 | Extrinsic Language Bindings | 276 |
| B | Syntax Cross-reference | 278 |
| B.1 | Nonterminal Symbols That Are Defined | 278 |
| B.2 | Nonterminal Symbols That Are Not Defined | 282 |
| B.3 | Terminal Symbols | 282 |
| C | HPF 1.1 Subset | 285 |
| C.1 | Fortran 90 Features in the HPF 1.1 Subset | 285 |
| C.2 | HPF 1.1 Directives and Language Extensions in the HPF 1.1 Subset | 287 |
| D | Previous HPFF Acknowledgments | 289 |
| D.1 | HPFF Acknowledgments | 289 |
| D.2 | HPFF94 Acknowledgments | 292 |
| E | Policy and Mechanism for Recognized Extrinsic Interfaces | 297 |
| E.1 | Extrinsic Policy | 297 |
| E.2 | Extrinsic Interface Mechanism | 298 |

| | | |
|----------|--|------------|
| F | HPF_CRAFT | 299 |
| F.1 | Introduction | 299 |
| F.2 | Examples of Use | 300 |
| F.3 | External Interface | 302 |
| F.4 | Execution Model | 303 |
| F.5 | HPF_CRAFT Functional Summary | 304 |
| F.5.1 | Data Mapping Features | 304 |
| F.5.2 | Subprogram Interfaces | 304 |
| F.5.3 | The INDEPENDENT Directive | 305 |
| F.5.4 | The ON Clause | 305 |
| F.5.5 | Array Syntax | 306 |
| F.5.6 | Treatment of FORALL and WHERE Statements | 307 |
| F.5.7 | Synchronization Primitives | 307 |
| F.5.8 | Barrier Removal | 308 |
| F.5.9 | Serial Regions | 308 |
| F.5.10 | Libraries | 309 |
| F.5.11 | Parallel Inquiry Intrinsic | 309 |
| F.5.12 | Task Identity | 309 |
| F.5.13 | Parallelism Specification Directives | 309 |
| F.5.14 | The SYMMETRIC Directive | 310 |
| F.5.15 | The RESIDENT Directive | 310 |
| F.5.16 | The ATOMIC UPDATE Directive | 310 |
| F.5.17 | The GEOMETRY Directive | 311 |
| | | |
| G | The FORTRAN 77 Local Library | 313 |
| G.1 | Introduction | 313 |
| G.2 | Summary | 314 |
| G.3 | Global HPF Subgrid Inquiry Routine | 314 |
| G.3.1 | Subgrid Inquiries Involving Embedding Arrays | 316 |
| G.4 | Local FORTRAN 77 Inquiry Routines | 317 |
| G.5 | Programming Example Using HPF_SUBGRID_INFO | 322 |
| G.5.1 | HPF Caller | 322 |
| G.5.2 | FORTRAN 77 Callee | 323 |
| G.6 | Programming Example Using F77-Callable Inquiry Subroutines | 324 |
| G.6.1 | HPF Caller | 324 |
| G.6.2 | FORTRAN 77 Callee | 325 |

Acknowledgments

The High Performance Fortran Forum (HPFF) is a coalition of industrial and academic groups working to suggest a set of standard extensions to Fortran that provide support for high performance programming on a wide variety of machines, including massively parallel SIMD and MIMD systems and vector processors. From its beginning, HPFF has included most vendors delivering parallel machines, a number of government laboratories, and university research groups. Public input has been encouraged. This document defining HPF 2.0 is the third in a series of documents resulting from the HPFF. HPF 2.0 is intended to be a language portable from workstations to massively parallel supercomputers while being able to express the algorithms needed to achieve high performance on specific architectures. HPF 2.0 builds on the efforts of the previous HPFF meetings, primarily in 1992 and 1994. Specific acknowledgments for the many people who contributed to the previous versions of HPF are included in Annex D.

HPFF 2 Acknowledgments

The HPF 2.0 version of the document was prepared during series of meetings in 1995–1996. A number of people shared technical responsibilities for the activities of these meetings:

- Ken Kennedy, Convener and Meeting Chair;
- Mary Zosel, Executive Director;
- Rob Schreiber, Organizer for Control Subgroup;
- Piyush Mehrotra and Guy Steele, Organizers for Distribution Subgroup;
- David Loveman, Organizer for External Subgroup;
- Chuck Koelbel, Editor, assisted by multiple committee members (names later).

Attendance at the HPFF 2 meetings included the following people from organizations that were represented two or more times.

| | |
|----------------------------|--------------------------------|
| John Levesque, Marc Baber | Applied Parallel Research |
| Ian Foster | Argonne National Laboratory |
| Jaspal Subhlok | Carnegie Mellon University |
| Jim Cowie | Cooperating Systems |
| Andy Meltzer | Cray Research |
| Henk Sipps, Will Denissen | Delft University of Technology |
| David Loveman, Carl Offner | Digital Equipment Corporation |
| Joel Williamson | Hewlett Packard/Convex |

| | |
|--|--|
| Henry Zongaro | IBM |
| Piyush Mehrotra ... | Institute for Computer Applications in Science & Engineering |
| Mary Zosel | Lawrence Livermore National Laboratory |
| Bob Boland, Ralph Brickner, Joe Fasel | Los Alamos National Laboratory |
| J. Ramanujam, Arun Venkatachar | Louisiana State University |
| Steve Hammond | National Center for Atmospheric Research |
| Yoshiki Seo | NEC |
| Alok Choudhary | Northwestern University/Syracuse University |
| P. Sadayappan, | Ohio State University |
| Larry Meadows, Zeki Bozkus | The Portland Group, Inc. |
| Robert Schreiber | RIACS and Hewlett Packard |
| Ken Kennedy, Charles Koelbel | Rice University |
| Hon Yau, Tom Haupt | Syracuse University |
| Guy Steele | Sun Microsystems |
| Paula Vaughn | Mississippi State University |
| Carol Munroe, Harvey Richardson | Thinking Machines Corporation |
| Scott Baden, Steve Fink, Jay Boisseau | University of California, San Diego |
| Robert Babb | University of Denver |
| Joel Saltz, Paul Havlak, Manuel Ujaldon | University of Maryland |
| Jerrold Wagener | X3J3 and University of Oklahoma |
| Barbara Chapman, Siegfried Benkner, Guy Robinson | University of Vienna |

An important activity of HPFF 2 meetings was the processing of the many items submitted for comment, correction, and interpretation. General thanks go to all who submitted comments and interpretation requests. The following people submitted items that resulted in changes to the document text: Yasuharu Hayashi, Michael Hennecke, Larry Meadows, Carol Munroe, Eiji Nunohiro, Carl Offner, Rob Schreiber, David Singleton, Shigeru Uzuhara, Clint Whaley, and—last, but most prolific—Henry Zongaro.

Special thanks go to Chuck Koelbel at Rice University for continued maintenance of the HPFF mailing lists.

Theresa Chatman and staff at Rice University were responsible for meeting planning and organization and Danny Powell continued to handle financial details of the project.

HPFF 2 received direct support for research and administrative activities from grants from ARPA, DOE, and NSF.

Part I

Introduction

This major section describes the organization of the document as a whole. It also defines terms and concepts that are common to High Performance Fortran version 2.0 (described in Part II) and the HPF Approved Extensions (described in Part III). Therefore, it provides necessary background for the succeeding sections.

1
2
3
4
5
6 **Section 1**

7
8
9 **Overview**

10
11
12
13
14 This document specifies the form and establishes the interpretation of programs expressed
15 in the High Performance Fortran (HPF) language. It is designed as a set of extensions
16 and modifications to the established International Standard for Fortran. At the time of
17 publication of this document, the version of the standard used as a base is informally
18 referred to as “Fortran 95” (ISO/IEC 1539:1997). References to that document are made
19 as follows: Section 13.11.6 in that document is referred to here as F95:13.11.6.

20 In this overview Section of the document, we outline the goals and scope of the language,
21 introduce the HPF language model, highlight the main features of the language, describe
22 the changes between HPF 1.1 and HPF 2.0, and provide a guide to the rest of this document.

23
24 **1.1 Goals and Scope of High Performance Fortran**

25
26 The primary goals behind the development of the HPF language include:

- 27
- 28 • Support for data parallel programming (single threaded, global name space, and
29 loosely synchronous parallel computation);
 - 30 • Portability across different architectures;
 - 31
 - 32 • High performance on parallel computers with non-uniform memory access costs (while
33 not impeding performance on other machines);
 - 34
 - 35 • Use of Standard Fortran (currently Fortran 95) as a base;
 - 36
 - 37 • Open interfaces and interoperability with other languages (e.g., C) and other pro-
38 gramming paradigms (e.g., message passing using MPI).

39 Secondary goals include:

- 40
- 41 • Implementation feasibility within a limited time span;
 - 42
 - 43 • Provision of input to future standards activities for Fortran and C;
 - 44
 - 45 • Provision of an evolutionary path for adding advanced features to the language in a
46 consistent manner.

47 The first version of the language definition, HPF 1.0 was released in May 1993. A
48 number of language features that were defined in HPF 1.0 have now been absorbed into

the Fortran 95 language standard (e.g., the `FORALL` statement and construct, and `PURE` procedures). These features are therefore no longer detailed in the definition of HPF 2.0. Information about the evolution of the HPF language (through versions 1.0, 1.1, and 2.0) and an enumeration of the differences between HPF 2.0 from HPF 1.1 may be found in subsection 1.4.

1.2 HPF Language Model

An important goal of HPF is to achieve code portability across a variety of parallel machines. This requires not only that HPF programs compile on all target machines, but also that a highly-efficient HPF program on one parallel machine be able to achieve reasonably high efficiency on another parallel machine with a comparable number of processors. Otherwise, the effort spent by a programmer to achieve high performance on one machine would be wasted when the HPF code is ported to another machine. Although shared-memory machines and distributed-memory machines may use different low-level primitives, there is broad similarity with respect to the fundamental factors that affect the performance of parallel programs on these machines. Thus, achieving high efficiency across different parallel machines with the same high level HPF program is a feasible goal. Some of the fundamental factors affecting the performance of a parallel program are the degree of available parallelism, exploitation of data locality, and choice of appropriate task granularity. HPF provides mechanisms for the programmer to guide the compiler with respect to these factors.

The first versions of HPF were defined to extend Fortran 90. HPF 2.0 is defined as an extension to the current Fortran Standard (Fortran 95). Future revisions of HPF will include and be consistent with advances in the Fortran standards, as they are approved by ISO.

Building on Fortran, HPF language features fall into four categories:

- HPF directives;
- New language syntax;
- New library routines; and
- Language changes and restrictions.

HPF directives appear as structured comments that suggest implementation strategies or assert facts about a program to the compiler. When properly used, they affect only the efficiency of the computation performed, but do not change the value computed by the program. The form of the HPF directives has been chosen so that a future Fortran standard may choose to include these features as full statements in the language by deleting the initial comment header.

A few new language features have been defined as direct extensions to Fortran syntax and interpretation. The new HPF language features differ from HPF directives in that they are first-class language constructs and can directly affect the result computed by a program.

The HPF library of computational functions defines a standard interface to routines that have proven valuable for high performance computing. These additional functions include those for mapping inquiry, bit manipulation, array reduction, array combining scatter, prefix and suffix, and sorting.

1 A small number of changes and restrictions to Fortran 95 have also been defined.
 2 The most significant restrictions are those imposed on the use of sequence and storage
 3 association, since they are not compatible with the data distribution features of HPF. It is
 4 however possible to retain sequence and storage association semantics in a program by use
 5 of certain explicit HPF directives.

7 1.2.1 Data Mapping Directives

9 The fundamental model of parallelism in HPF is that of single-threaded data-parallel ex-
 10 ecution with a globally shared address space. Fortran array statements and the `FORALL`
 11 statement are natural ways of specifying data parallel computation. In addition, HPF pro-
 12 vides the `INDEPENDENT` directive. It can be used to assert that certain loops do not carry
 13 any dependences and therefore may be executed in parallel.

14 Exploitation of data locality is critical to achieving good performance on a high-
 15 performance computer, whether a uniprocessor workstation, a network of workstations,
 16 or a parallel computer. On a Non-Uniform-Memory-Access (NUMA) parallel computer,
 17 the effective distribution of data among processor memories is very important in reducing
 18 data movement overheads. One of the key features of HPF is the facility for user specifica-
 19 tion of data mapping. HPF provides a logical view of the parallel machine as a rectilinear
 20 arrangement of abstract processors in one or more dimensions. The programmer can specify
 21 the relative alignment of elements of different program arrays, and the distribution of arrays
 22 over the logical processor grid. Data mapping is specified using HPF directives that can
 23 aid the compiler in optimizing parallel performance, but have no effect on the semantics of
 24 the program. This is illustrated by the following simple example.

```

25
26     REAL A(1000,1000)
27     !HPF$ PROCESSORS procs(4,4)
28     !HPF$ DISTRIBUTE (BLOCK,BLOCK) ONTO procs :: A
29     DO k = 1, num_iter
30         FORALL (i=2:999, j=2:999)
31             A(i,j) = (A(i,j-1) + A(i-1,j) + A(i,j+1) + A(i+1,j))/4
32         END FORALL
33     END DO

```

34
 35
 36 The code fragment describes a simple Jacobi relaxation computation using a two-
 37 dimensional floating-point array `A`. The HPF directives appear as structured comments.
 38 The `PROCESSORS` directive specifies a logical 4×4 grid of processors `proc`. The `DISTRIBUTE`
 39 directive recommends that the compiler partition the array `A` into equal-sized blocks along
 40 each of its dimensions. This will result in a 4×4 configuration of blocks each containing
 41 250×250 elements, one block per processor. The `PROCESSORS` and `DISTRIBUTE` directive
 42 are described in detail later in Section 3.

43 The outer `DO k` loop iterates over `num_iter` Jacobi relaxation steps. The inner loop
 44 uses the Fortran 95 `FORALL` construct. It specifies the execution of the loop body for all
 45 values of `i` and `j` in the range 2 through 999. The semantics of the `FORALL` require that
 46 the right-hand-side expressions for all iterations (i.e., for all values of `i` and `j` between 2
 47 and 999) be evaluated before any of the assignments to the left-hand-side variables are
 48 performed.

When targeted for execution on a distributed-memory machine with 16 processors, an HPF compiler generates SPMD code, with each processor locally containing a part of the global array **A**. The outer **k** loop is executed sequentially while the inner **FORALL** is executed in parallel. Each processor will require some “boundary” elements of **A** that reside in partitions mapped to the local memories of other processors. Primitives to achieve the necessary inter-processor communication are inserted by the HPF compiler into the generated SPMD code. The single-threaded data-parallel model with a global name-space makes it convenient for the programmer to specify the strategy for parallelization and data partitioning at a higher level of abstraction. The tedious low-level details of translating from an abstract global name space to the local memories of individual processors and the management of explicit inter-processor communication are left to the compiler.

The following example illustrates some of the communication implications of scalar assignment statements. The purpose is to illustrate the implications of data distribution specifications on communication requirements for parallel execution. The explanations given do not necessarily reflect the actual compilation process.

Consider the following code fragment:

```

REAL a(1000), b(1000), c(1000), x(500), y(0:501)
INTEGER inx(1000)
!HPF$ PROCESSORS procs(10)
!HPF$ DISTRIBUTE (BLOCK) ONTO procs :: a, b, inx
!HPF$ DISTRIBUTE (CYCLIC) ONTO procs :: c
!HPF$ ALIGN x(i) WITH y(i+1)
...
a(i) = b(i)           ! Assignment 1
x(i) = y(i+1)        ! Assignment 2
a(i) = c(i)           ! Assignment 3
a(i) = a(i-1) + a(i) + a(i+1) ! Assignment 4
c(i) = c(i-1) + c(i) + c(i+1) ! Assignment 5
x(i) = y(i)           ! Assignment 6
a(i) = a(inx(i)) + b(inx(i)) ! Assignment 7

```

In this example, the **PROCESSORS** directive specifies a linear arrangement of 10 processors. The **DISTRIBUTE** directives recommend to the compiler that the arrays **a**, **b**, and **inx** should be distributed among the 10 processors with blocks of 100 contiguous elements per processor. The array **c** is to be cyclically distributed among the processors with **c(1)**, **c(11)**, ..., **c(991)** mapped onto processor **procs(1)**; **c(2)**, **c(12)**, ..., **c(992)** mapped onto processor **procs(2)**; and so on. The complete mapping of arrays **x** and **y** onto the processors is not specified, but their relative alignment is indicated by the **ALIGN** directive. The **ALIGN** statement recommends that **x(i)** and **y(i+1)** be stored on the same processor for all values of **i**, regardless of the actual distribution chosen by the compiler for **y** (**y(0)** and **y(1)** are not aligned with any element of **x**). The **PROCESSORS**, **DISTRIBUTE**, and **ALIGN** directives are discussed in detail in Section 3.

In Assignment 1 (**a(i) = b(i)**), the identical distribution of **a** and **b** specifies that for all **i**, corresponding elements of **a(i)** and **b(i)** should be mapped to the same processor. Therefore, execution of this statement requires no communication of data values between processors.

1 In Assignment 2 ($\mathbf{x}(i) = \mathbf{y}(i+1)$), there is no inherent communication. In this case,
 2 the relative alignment of the two arrays matches the assignment statement for any actual
 3 distribution of the arrays.

4 Although Assignment 3 ($\mathbf{a}(i) = \mathbf{c}(i)$) looks very similar to the first assignment, the
 5 communication requirements are very different due to the different distributions of \mathbf{a} and \mathbf{c} .
 6 Array elements $\mathbf{a}(i)$ and $\mathbf{c}(i)$ are mapped to the same processor for only 10% of the possible
 7 values of i . (This can be seen from the definitions of **BLOCK** and **CYCLIC** in Section 3.) The
 8 elements are located on the same processor if and only if $\lfloor (i-1)/100 \rfloor = (i-1) \bmod 10$.
 9 For example, the assignment involves no inherent communication (i.e., both $\mathbf{a}(i)$ and $\mathbf{c}(i)$
 10 are on the same processor) if $i = 1$ or $i = 102$, but does require communication if $i = 2$.

11 In Assignment 4 ($\mathbf{a}(i) = \mathbf{a}(i-1) + \mathbf{a}(i) + \mathbf{a}(i+1)$), the references to array \mathbf{a} are all
 12 on the same processor for about 98% of the possible values of i . The exceptions to this are
 13 $i = 100 * k$ for any $k = 1, 2, \dots, 9$, (when $\mathbf{a}(i)$ and $\mathbf{a}(i-1)$ are on **procs(k)** and $\mathbf{a}(i+1)$
 14 is on **procs(k+1)**) and $i = 100 * k + 1$ for any $k = 1, 2, \dots, 9$ (when $\mathbf{a}(i)$ and $\mathbf{a}(i+1)$ are
 15 on **procs(k+1)** and $\mathbf{a}(i-1)$ is on **procs(k)**). This statement requires communication. only
 16 for “boundary” elements on each processor,

17 Assignment 5, $\mathbf{c}(i) = \mathbf{c}(i-1) + \mathbf{c}(i) + \mathbf{c}(i+1)$, while superficially similar to Assign-
 18 ment 4, has very different communication behavior. Because the distribution of \mathbf{c} is **CYCLIC**
 19 rather than **BLOCK**, the three references $\mathbf{c}(i)$, $\mathbf{c}(i-1)$, and $\mathbf{c}(i+1)$ are mapped to three
 20 distinct processors for any value of i . Therefore, this statement requires communication
 21 for at least two of the right-hand side references, regardless of the implementation strategy.
 22

23 The final two assignments have very limited information regarding the communica-
 24 tion requirements. In Assignment 6 ($\mathbf{x}(i) = \mathbf{y}(i)$) the only information available is that
 25 $\mathbf{x}(i)$ and $\mathbf{y}(i+1)$ are on the same processor; this has no logical consequences for the re-
 26 lationship between $\mathbf{x}(i)$ and $\mathbf{y}(i)$. Thus, nothing can be said regarding communication
 27 required at runtime for the statement without further information. In Assignment 7 ($\mathbf{a}(i)$
 28 $= \mathbf{a}(\mathbf{inx}(i)) + \mathbf{b}(\mathbf{inx}(i))$), it can be proved that $\mathbf{a}(\mathbf{inx}(i))$ and $\mathbf{b}(\mathbf{inx}(i))$ are always
 29 mapped to the same processor. Similarly, it is easy to deduce that $\mathbf{a}(i)$ and $\mathbf{inx}(i)$ are
 30 mapped together. Without knowledge of the values stored in \mathbf{inx} , however, the relation be-
 31 tween $\mathbf{a}(i)$ and $\mathbf{a}(\mathbf{inx}(i))$ is unknown, as is the relationship between $\mathbf{a}(i)$ and $\mathbf{b}(\mathbf{inx}(i))$.
 32
 33

34 1.3 Overview of HPF 2.0 Language Features

35
 36 The language defined in this document consists of two main parts:
 37

- 38
- 39 ● The HPF 2.0 Language (Part II)
- 40
- 41 ● HPF 2.0 Approved Extensions (Part III)
- 42
- 43

44 The HPF 2.0 language includes features that are expected to be implementable within a
 45 year of release of the language specification. These include basic data distribution features,
 46 data parallel features, intrinsic and library routines, and the extrinsic mechanism. The
 47 Approved Extensions include advanced features that meet specific needs, but are not likely
 48 to be supported in initial compiler implementations.

1.3.1 HPF 2.0 Language Features

1.3.1.1 Data Distribution Features (Sections 3 and 4)

Most parallel and sequential architectures attain their highest speed when the data accessed exhibits locality of reference. The sequential storage order implied by Fortran standards often conflicts with the locality demanded by the architecture. To avoid this, HPF includes features that describe the co-location of data (**ALIGN**) and the partitioning of data among memory regions or abstract processors (**DISTRIBUTE**). Compilers may interpret these annotations to improve storage allocation for data, subject to the constraint that semantically every data object has a single value at any point in the program. Section 4 defines how the mapping features interact across subprogram boundaries.

While a goal of HPF is to maintain compatibility with Fortran, full support of Fortran sequence and storage association, however, is not compatible with the goal of high performance through distribution of data in HPF. Sections 3 and 4 describe restrictions and directives related to storage and sequence association.

1.3.1.2 Data Parallel Execution Features (Section 5)

To express parallel computation explicitly, HPF defines the **INDEPENDENT** directive. It asserts that the statements in a particular section of code do not exhibit any sequentializing dependences; when properly used, it does not change the semantics of the construct, but may provide more information to the language processor to allow optimizations. A **REDUCTION** clause can be used with the **INDEPENDENT** directive to identify variables that are updated by commutative and associative operations. This facilitates the utilization of parallelism with reduction operations, in the context of loops where the order of accumulation of updates to a variable is insignificant.

1.3.1.3 Extrinsic Program Units (Section 6)

Because HPF is designed as a high-level machine-independent language, there are certain operations that are difficult or impossible to express directly. For example, an application may benefit from finely-tuned systolic communications on certain machines; HPF's global address space does not express this well. HPF defines the Extrinsic mechanism to facilitate interfacing with procedures written in other paradigms, such as explicit message-passing subroutine libraries or in other languages, such as C.

1.3.1.4 Intrinsic Functions and Standard Library (Section 7)

Experience with massively parallel machines has identified many basic operations that are useful in parallel algorithm design. The Fortran array intrinsics address some of these. HPF adds several classes of parallel operations to the language definition as intrinsic functions and as standard library functions. In addition, several system inquiry functions useful for controlling parallel execution are provided in HPF.

1.3.2 HPF 2.0 Approved Extensions

1.3.2.1 Extensions for Data Mapping (Section 8)

The extended mapping features permit greater control over the mapping of data, including facilities for dynamic realignment and redistribution of arrays at run-time (**REALIGN**, **REDISTRIBUTE**, **DYNAMIC** directives), mapping of data among subsets of processors, mapping of pointers and components of derived types, and support for irregular distribution of data (**GEN_BLOCK** and **INDIRECT** distributions). In addition, mechanisms are defined that permit the programmer to provide information to the compiler about the range of possible distributions an array might take (**RANGE** directive) and the amount of buffering to be used with arrays involved in stencil-based nearest-neighbor computations (**SHADOW**).

1.3.2.2 Extensions for Data and Task Parallelism (Section 9)

The **ON** directive facilitates explicit computation partitioning. The site of recommended execution of a computation can be specified either as an explicitly identified subset of a processor arrangement, or indirectly as the set of processors onto which a data object or template is mapped.

In order to assist the compiler in generating efficient code, the **RESIDENT** directive is defined, to be used in conjunction with an **ON** directive by the programmer. It can be used to assert that all accesses to the specified object within the scope of the **ON** directive are to be found locally on the executing processor. The **TASK_REGION** directive allows the user to specify the concurrent execution of different blocks of code on disjoint processor subsets.

1.3.2.3 Extensions for Asynchronous I/O (Section 10)

In order to permit overlap of I/O with computation, an extension has been defined for asynchronous **READ/WRITE** of direct, unformatted data. This is done through an additional I/O control parameter in the Fortran **READ/WRITE** statement that specifies non-blocking execution and a new statement (**WAIT**).

1.3.2.4 Extensions to Intrinsic and Library Procedures (Section 12)

The approved extensions to the HPF intrinsics and library routines relate mostly to mapping inquiry procedures. Some new inquiry routines are defined and other routines defined by the HPF 2.0 language are extended to facilitate inquiry about extended mapping features, such as mapping to processor subsets, **GEN_BLOCK**, **INDIRECT** and **DYNAMIC** distributions. A generalization of the Fortran **TRANSPOSE** intrinsic is also defined.

1.3.2.5 Approved Extensions for HPF Extrinsics (Section 11)

A number of specific extrinsic interfaces are defined in Section 11 as approved HPF 2.0 extensions. These include interfaces to facilitate interoperability with other languages (e.g., C and FORTRAN 77) as well as interfaces for different models of parallelism (**LOCAL** for SPMD parallel, and **SERIAL** for single-process sequential). Library routines useful in the extrinsic models are defined in Section 11.7. Additional extrinsic interfaces that are formally recognized by the HPF Forum, but not defined and maintained by the Forum, are included in Annexes F and G. The policy and mechanism for formal recognition of such extrinsic interfaces is described in Annex E.

1.4 Changes from HPF 1.1

HPF 2.0 differs from HPF 1.1 in a number of ways:

Repertitioning of the Language: The new document describes two components: the HPF 2.0 language (which is expected to be widely and relatively rapidly implemented) and the set of Approved Extensions (which are not part of HPF 2.0 but may be included in future implementations in response to user demand, as the compilation technology matures.)

Features Now in Standard Fortran: Fortran, instead of Fortran 90 is now defined as the base language for extensions; this implies that HPF includes all features added to Fortran at the 1995 revision. With this revision, a few HPF 1.1 features are now part of the Fortran standard, and hence no longer appear as HPF extensions to Fortran.

Features Removed or Restricted in HPF 2.0: Some features of HPF 1.1, that have not been implemented to date, have been removed from the language because experience has shown that the simplicity gained by doing so outweighs the advantage of the features.

Elimination of the HPF Subset: Unlike HPF 1.1, HPF 2.0 no longer has a recommended minimal subset for faster implementation (i.e. Subset HPF), although the original HPF 1.1 Subset is documented in an annex.

Features Moved to Approved Extensions: A few language features have been moved from HPF 1.1 to the category of Approved Extensions.

New Features of HPF 2.0: A few new features have been added to the base language.

New Approved Extensions: A number of further new features are defined as approved extensions to the language.

Recognized Externally-Supported HPF Extrinsic: Finally, the document acknowledges a new category, HPF-related **EXTRINSIC** interfaces, that are recognized as meeting appropriate standards for such interfaces, but are not included as Approved Extensions. Responsibility for the content of each such interface is assumed by the organization proposing it rather than by the HPF Forum.

Each of these categories is summarized in the following subsections.

1.4.1 Repartitioning of the Language

The HPF Forum had two important goals that were sometimes in conflict:

- Providing advanced language capabilities that users had requested.
- Allowing fast compiler development by vendors.

One compromise made to satisfy both goals was to divide the language definition into two parts. HPF 2.0 is very similar to HPF 1.1, and is expected to be efficiently implemented by a number of vendors within approximately one year from the appearance of this document. Advanced features that require more implementation effort are collected as Approved Extensions. Implementors are encouraged to support these features as rapidly as possible, and users are encouraged to speed this process by making their wishes known to the vendors.

1.4.2 Features Now in Standard Fortran

The following features, which formed part of HPF 1.1, have been removed from the document because they are now part of ISO Fortran:

- The `FORALL` statement and construct;
- The `PURE` attribute for procedures;
- Extensions to the `MINLOC` and `MAXLOC` intrinsics to include an optional `DIM` argument.

1.4.3 Features Removed or Restricted in HPF 2.0

The following features have been removed from the language:

- Sequential arrays may no longer be explicitly mapped;
- In any procedure call in which distributed data may require redistribution, the procedure must now have an explicit interface;
- The treatment of the `INHERIT` directive has been simplified in that it is no longer possible to specify both `INHERIT` and `DISTRIBUTE` together.
- The treatment of pointers has been simplified.

1.4.4 Features Moved to Approved Extensions

The `DYNAMIC` attribute and the `REDISTRIBUTE` and `REALIGN` statements have been moved to the Approved Extensions.

1.4.5 New Features of HPF 2.0

The following new constructs have been introduced in HPF 2.0:

- The `REDUCTION` clause for `INDEPENDENT` loops;
- The new `HPF_LIBRARY` procedures `SORT_DOWN`, `SORT_UP`.

1.4.6 New Approved Extensions

The Approved Extensions include the following features not part of HPF 1.1:

- Mapping of objects to *processor subsets*;
- Explicit mapping of pointers and components of derived types;
- New distribution formats: `GEN_BLOCK` and `INDIRECT`;
- New directives: `RANGE`, `SHADOW`, `ON`, `RESIDENT`, `TASK_REGION`;
- Additional intrinsic procedures: `ACTIVE_NUM_PROCS`, `ACTIVE_PROCS_SHAPE`, and a generalized `TRANSPOSE` intrinsic;
- New `HPF_LIBRARY` procedures: `HPF_MAP_ARRAY` and `HPF_NUMBER_MAPPED`; revision of procedures `HPF_ALIGNMENT`, `HPF_DISTRIBUTION` and `HPF_TEMPLATE`;

- Support for asynchronous I/O with a new statement `WAIT`, and an additional I/O control parameter in the Fortran `READ/WRITE` statement;
- Extensions to the `EXTRINSIC` facilities to support interoperability with C and Fortran 77.

1.4.7 Recognized Externally-Supported HPF Extrinsic

Two externally supported extrinsic interfaces are recognized in this document:

- `HPF_CRAFT`: providing an SPMD paradigm with HPF features;
- The Fortran 77 Local Library: defining library support for calling Fortran 77 procedures in local mode.

1
2
3
4
5
6 **Section 2**

7
8
9
10 **Notation and Syntax**

11
12
13
14 This chapter describes the notational conventions employed in this document and the syntax
15 of HPF directives.

16
17 **2.1 Notation**

18
19 This document uses the same notation as the Fortran 95 standard. In particular, the same
20 conventions are used for syntax rules. BNF descriptions of language features are given in
21 the style used in the Fortran standard. To distinguish HPF syntax rules from Fortran rules,
22 each HPF rule has an identifying number of the form $Hsnn$, where s corresponds to the
23 section number and nn is a two-digit sequence number. Nonterminals not defined in this
24 document are defined in the Fortran standard. Also note that certain technical terms such
25 as “storage unit” are defined by the Fortran standard.

26 As previously noted in Section 1, a reference of the form F95:2.4.7 in the text refers to
27 Section 2.4.7 of the Fortran 95 standard.

28 Part III describes the approved extensions. In some cases this requires extending the
29 syntax rules already introduced in an earlier section. In particular, the syntax rules here
30 are often supersets of similar syntax rules in Part II; in these cases, the names of the
31 nonterminals include the suffix *-extended*. Thus, when a non-terminal such as *name* is
32 redefined it is referred to as *name-extended* under the proviso that any reference to *name*
33 is to be replaced by *name-extended* in the rest of the syntax rules.

34 When a constraint or restriction in Part II is modified by an approved extension, this
35 fact is noted, in the text, and a forward reference is provided. A downward-pointing double
36 arrow is used in the margin (as here) to highlight such a forward reference. ↓

37 Each such modification (in Part III) contains a backward reference to the original
38 language in Part II that is modified. An upward-pointing double arrow is used in the
39 margin (as here) to highlight such a backward reference. ↑

40
41 *Rationale.* Throughout this document, material explaining the rationale for including
42 features, for choosing particular feature definitions, and for making other decisions,
43 is set off in this format. Readers interested only in the language definition may wish
44 to skip these sections, while readers interested in language design may want to read
45 them more carefully. (*End of rationale.*)

46
47 *Advice to users.* Throughout this document, material that is primarily of interest to
48 users (including most examples of syntax and interpretation) is set off in this format.

Readers interested only in technical material may wish to skip these sections, while readers wanting a more tutorial approach may want to read them more carefully. (*End of advice to users.*)

Advice to implementors. Throughout this document, material that is primarily of interest to implementors is set off in this format. Readers interested only in the language definition may wish to skip these sections, while readers interested in compiler implementation may want to read them more carefully. (*End of advice to implementors.*)

2.2 Syntax of Directives

HPF directives are consistent with Fortran syntax in the following sense: if any HPF directive were to be adopted as part of a future Fortran standard, the only change necessary to convert an HPF program would be to replace the directive-origin with blanks.

H201 *hpf-directive-line* **is** *directive-origin hpf-directive*

H202 *directive-origin* **is** !HPF\$
 or CHPF\$
 or *HPF\$

H203 *hpf-directive* **is** *specification-directive*
 or *executable-directive*

H204 *specification-directive* **is** *processors-directive*
 or *align-directive*
 or *distribute-directive*
 or *inherit-directive*
 or *template-directive*
 or *combined-directive*
 or *sequence-directive*

H205 *executable-directive* **is** *independent-directive*

Constraint: An *hpf-directive-line* cannot be commentary following another statement on the same line.

Constraint: A *specification-directive* may appear only where a *declaration-construct* may appear.

Constraint: An *executable-directive* may appear only where an *executable-construct* may appear.

Constraint: An *hpf-directive-line* follows the rules of either Fortran free form (F95:3.3.1.1) or fixed form (F95:3.3.2.1) comment lines, depending on the source form of the surrounding Fortran source form in that program unit. (F95:3.3)

An *hpf-directive* is case insensitive and conforms to the rules for blanks in free source form (3.3.1), even in an HPF program otherwise in fixed source form. However an HPF-conforming language processor is not required to diagnose extra or missing blanks in an HPF

directive. Note that, due to Fortran rules, the *directive-origin* in free source form must be the characters `!HPF$`. HPF directives may be continued, in which case each continued line also begins with a *directive-origin*. No statements may be interspersed within a continued HPF-directive. HPF directive lines must not appear within a continued statement. HPF directive lines may include trailing commentary.

The blanks in the adjacent keywords `END FORALL` and `NO SEQUENCE` are optional, in either source form.

An example of an HPF directive continuation in free source form is:

```
!HPF$ ALIGN ANTIDISESTABLISHMENTARIANISM(I,J,K) &
!HPF$      WITH ORNITHORHYNCHUS_ANATINUS(J,K,I)
```

An example of an HPF directive continuation in fixed source form follows. Observe that column 6 must be blank, except when signifying continuation.

```
!HPF$ ALIGN ANTIDISESTABLISHMENTARIANISM(I,J,K)
!HPF$*WITH ORNITHORHYNCHUS_ANATINUS(J,K,I)
```

This example shows an HPF directive continuation that is “universal” in that it can be treated as either fixed source form or free source form. Note that the “&” in the first line is in column 73.

```
!HPF$ ALIGN ANTIDISESTABLISHMENTARIANISM(I,J,K)                                &
!HPF$&WITH ORNITHORHYNCHUS_ANATINUS(J,K,I)
```

Part III introduces new directives, both specifications and executable ones, for the approved extensions to HPF 2.0. These are included below:

```
H206 specification-directive-extended is processors-directive
                                     or subset-directive
                                     or align-directive
                                     or distribute-directive
                                     or inherit-directive
                                     or template-directive
                                     or combined-directive
                                     or sequence-directive
                                     or dynamic-directive
                                     or range-directive
                                     or shadow-directive
```

```
H207 executable-directive-extended is independent-directive
                                     or realign-directive
                                     or redistribute-directive
                                     or on-directive
                                     or resident-directive
```

The following rule extends rule R215 of Fortran 95:

| | | | | |
|------|--------------------------------------|-----------|------------------------------|----|
| H208 | <i>executable-construct-extended</i> | is | <i>action-stmt</i> | 1 |
| | | or | <i>case-construct</i> | 2 |
| | | or | <i>do-construct</i> | 3 |
| | | or | <i>if-construct</i> | 4 |
| | | or | <i>where-construct</i> | 5 |
| | | or | <i>on-construct</i> | 6 |
| | | or | <i>resident-construct</i> | 7 |
| | | or | <i>task-region-construct</i> | 8 |
| | | | | 9 |
| | | | | 10 |
| | | | | 11 |
| | | | | 12 |
| | | | | 13 |
| | | | | 14 |
| | | | | 15 |
| | | | | 16 |
| | | | | 17 |
| | | | | 18 |
| | | | | 19 |
| | | | | 20 |
| | | | | 21 |
| | | | | 22 |
| | | | | 23 |
| | | | | 24 |
| | | | | 25 |
| | | | | 26 |
| | | | | 27 |
| | | | | 28 |
| | | | | 29 |
| | | | | 30 |
| | | | | 31 |
| | | | | 32 |
| | | | | 33 |
| | | | | 34 |
| | | | | 35 |
| | | | | 36 |
| | | | | 37 |
| | | | | 38 |
| | | | | 39 |
| | | | | 40 |
| | | | | 41 |
| | | | | 42 |
| | | | | 43 |
| | | | | 44 |
| | | | | 45 |
| | | | | 46 |
| | | | | 47 |
| | | | | 48 |

Part II

High Performance Fortran Language

This major section describes the syntax and semantics of features of the High Performance Fortran language, version 2.0. Some technical terms used herein are defined in Part I; otherwise this description is self-contained. Part III builds upon this material.

1
2
3
4
5
6 **Section 3**
7

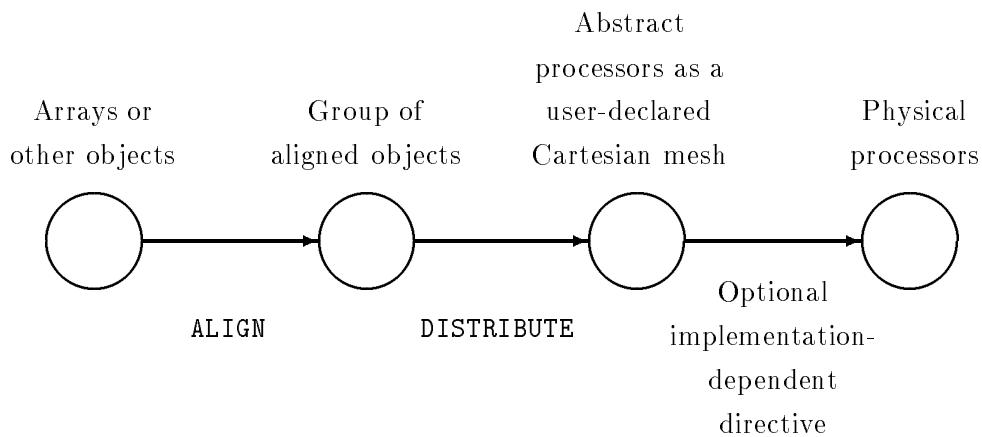
8
9
10 **Data Mapping**
11
12
13

14 HPF data alignment and distribution directives allow the programmer to advise the compiler
15 how to assign array elements to processor memories. This section discusses the basic data
16 mapping features applicable, particularly those that are meaningful within a single scoping
17 unit. Section 4 discusses features that apply when mapped variables appear as procedure
18 arguments.
19

20
21 **3.1 Model**
22

23 HPF adds directives to Fortran to allow the user to advise the compiler on the allocation
24 of data objects to processor memories. The model is that there is a two-level mapping
25 of data objects to memory regions, referred to as “abstract processors.” Data objects
26 (typically array elements) are first *aligned* relative to one another; this group of arrays is then
27 *distributed* onto a rectilinear arrangement of abstract processors. (The implementation then
28 uses the same number, or perhaps some smaller number, of physical processors to implement
29 these abstract processors. This mapping of abstract processors to physical processors is
30 implementation-dependent.)
31

32 The following diagram illustrates the model:



47 The underlying assumptions are that an operation on two or more data objects is
48 likely to be carried out much faster if they all reside in the same processor, and that it may

be possible to carry out many such operations concurrently if they can be performed on different processors.

Fortran provides a number of features, notably array syntax, that make it easy for a compiler to determine that many operations may be carried out concurrently. The HPF directives provide a way to inform the compiler of the recommendation that certain data objects should reside in the same processor: if two data objects are mapped (via the two-level mapping of alignment and distribution) to the same abstract processor, it is a strong recommendation to the implementation that they ought to reside in the same physical processor. There is also a provision for recommending that a data object be stored in multiple locations, which may complicate any updating of the object but makes it faster for multiple processors to read the object.

There is a clear separation between directives that serve as specification statements and directives that serve as executable statements (in the sense of the Fortran standards). Specification statements are carried out on entry to a program unit, as if all at once; only then are executable statements carried out. (While it is often convenient to think of specification statements as being handled at compile time, some of them contain specification expressions, which are permitted to depend on run-time quantities such as dummy arguments, and so the values of these expressions may not be available until run time, specifically the very moment that program control enters the scoping unit.)

The basic concept is that every array (indeed, every object) is created with *some* alignment to an entity, which in turn has *some* distribution onto *some* arrangement of abstract processors. If the specification statements contain explicit specification directives specifying the alignment of an array **A** with respect to another array **B**, then the distribution of **A** will be dictated by the distribution of **B**; otherwise, the distribution of **A** itself may be specified explicitly. In either case, any such explicit declarative information is used when the array is created.

Advice to implementors. This model gives a better picture of the actual amount of work that needs to be done than a model that says “the array is created in some default location, and then realigned and/or redistributed if there is an explicit directive.” Using **ALIGN** and **DISTRIBUTE** specification directives doesn’t have to cause any more work at run time than using the implementation defaults. (*End of advice to implementors.*)

In the case of an allocatable object, we say that the object is created whenever it is allocated. Specification directives for an allocatable object may appear in the *specification-part* of a program unit, but take effect each time the object is created, rather than on entry to the scoping unit.

Alignment is considered an *attribute* (in the Fortran sense) of a data object. If an object **A** is aligned with an object **B**, which in turn is already aligned to an object **C**, this is regarded as an alignment of **A** with **C** directly, with **B** serving only as an intermediary at the time of specification. We say that **A** is *immediately aligned* with **B** but *ultimately aligned* with **C**. If an object is not explicitly aligned with another object, we say that it is ultimately aligned with itself. The alignment relationships form a tree with everything ultimately aligned to the object at the root of the tree; however, the tree is always immediately “collapsed” so that every object is related directly to the root.

Every object that is the root of an alignment tree has an associated *template* or index space. Typically, this template has the same rank and size in each dimension as the object

1 associated with it. (The most important exception to this rule is dummy arguments with
 2 the `INHERIT` attribute, described in Section 4.4.2.) We often refer to “the template for an
 3 array,” which means the template of the object to which the array is ultimately aligned.
 4 (When an explicit `TEMPLATE` (see section 3.7) is used, this may be simply the template to
 5 which the array is explicitly aligned.)

6 The *distribution* step of the HPF model technically applies to the template of an
 7 array, although because of the close relationship noted above we often speak loosely of
 8 the distribution of an array. Distribution partitions the template among a set of abstract
 9 processors according to a given pattern. The combination of alignment (from arrays to
 10 templates) and distribution (from templates to processors) thus determines the relationship
 11 of an array to the processors; we refer to this relationship as the *mapping* of the array.
 12 (These remarks also apply to a scalar, which may be regarded as having an index space
 13 whose sole position is indicated by an empty list of subscripts.)

14 Every object is created as if according to some complete set of specification directives;
 15 if the program does not include complete specifications for the mapping of some object,
 16 the compiler provides defaults. By default an object is not aligned with any other object;
 17 it is ultimately aligned with itself. The default distribution is implementation-dependent,
 18 but must be expressible as explicit directives for that implementation. Identically declared
 19 objects need not be provided with identical default distribution specifications; the compiler
 20 may, for example, take into account the contexts in which objects are used in executable
 21 code. The programmer may force identically declared objects to have identical distributions
 22 by specifying such distributions explicitly. (On the other hand, identically declared pro-
 23 cessor arrangements *are* guaranteed to represent “the same processors arranged the same
 24 way.” This is discussed in more detail in section 3.6.)

25 Sometimes it is desirable to consider a large index space with which several smaller
 26 arrays are to be aligned, but not to declare any array that spans the entire index space.
 27 HPF allows one to declare a `TEMPLATE`, which is like an array whose elements have no
 28 content and therefore occupy no storage; it is merely an abstract index space that can be
 29 distributed and with which arrays may be aligned.

30 An object is considered to be *explicitly mapped* if it appears in an HPF mapping
 31 directive within the scoping unit in which it is declared; otherwise it is *implicitly mapped*. A
 32 mapping directive is an `ALIGN`, or `DISTRIBUTE`, or `INHERIT` directive, or any directive that
 33 confers an alignment, a distribution, or the `INHERIT` attribute.

34 Note that we extend this model in Section 8 to allow dynamic redistribution and
 35 remapping of objects.
 36
 37

38 3.2 Syntax of Data Alignment and Distribution Directives

39
 40 Specification directives in HPF have two forms: specification statements, analogous to the
 41 `DIMENSION` and `ALLOCATABLE` statements of Fortran; and an attribute form analogous to
 42 type declaration statements in Fortran using the “:” punctuation.

43 The attribute form allows more than one attribute to be described in a single directive.
 44 HPF goes beyond Fortran in not requiring that the first attribute, or indeed any of them,
 45 be a type specifier.
 46
 47

48 H301 *combined-directive* **is** *combined-attribute-list* :: *combined-decl-list*

| | | | |
|------|---------------------------|---|----|
| H302 | <i>combined-attribute</i> | is ALIGN <i>align-attribute-stuff</i> | 1 |
| | | or DISTRIBUTE <i>dist-attribute-stuff</i> | 2 |
| | | or INHERIT | 3 |
| | | or TEMPLATE | 4 |
| | | or PROCESSORS | 5 |
| | | or DIMENSION (<i>explicit-shape-spec-list</i>) | 6 |
| H303 | <i>combined-decl</i> | is <i>hpf-entity</i> [(<i>explicit-shape-spec-list</i>)] | 7 |
| | | or <i>object-name</i> | 8 |
| | | | 9 |
| H304 | <i>hpf-entity</i> | is <i>processors-name</i> | 10 |
| | | or <i>template-name</i> | 11 |

The INHERIT attribute is related to subroutine call conventions and will be discussed in Section 4.

Constraint: The same kind of *combined-attribute* must not appear more than once in a given *combined-directive*.

Constraint: If the DIMENSION attribute appears in a *combined-directive*, any entity to which it applies must be declared with the HPF TEMPLATE or PROCESSORS type specifier.

The following rules constrain the declaration of various attributes, whether in separate directives or in a *combined-directive*.

If the DISTRIBUTE attribute is present, then every name declared in the *combined-decl-list* is considered to be a *distributtee* and is subject to the constraints listed in section 3.3.

If the ALIGN attribute is present, then every name declared in the *entity-decl-list* is considered to be an *alignee* and is subject to the constraints listed in section 3.4.

The HPF keywords PROCESSORS and TEMPLATE play the role of type specifiers in declaring processor arrangements and templates. The HPF keywords ALIGN, DISTRIBUTE, and INHERIT play the role of attributes. Attributes referring to processor arrangements, to templates, or to entities with other types (such as REAL) may be combined in an HPF directive without having the type specifier appear.

No entity may be given a particular attribute more than once.

Dimension information may be specified after an *hpf-entity* or in a DIMENSION attribute. If both are present, the one after the *object-name* overrides the DIMENSION attribute (this is consistent with the Fortran standard). For example, in:

```
!HPF$ TEMPLATE,DIMENSION(64,64) :: A,B,C(32,32),D
```

A, B, and D are 64×64 templates; C is 32×32 .

Directives mapping a variable must be in the same scoping unit where the variable is declared.

If a specification expression includes a reference to the value of an element of an array specified in the same specification-part, any explicit mapping or INHERIT attribute for the array must be completely specified in prior specification-directives. (This restriction is inspired by and extends F95:7.1.6.2 in the Fortran standard, which states in part: If a specification expression includes a reference to the value of an element of an array specified in the same specification-part, the array bounds must be specified in a prior declaration.)

A comment on asterisks: The asterisk character “*” appears in the syntax rules for HPF alignment and distribution directives in three distinct roles:

- 1 • When a lone asterisk appears as a member of a parenthesized list, it indicates either
2 a collapsed mapping, wherein many elements of an array may be mapped to the same
3 abstract processor, or a replicated mapping, wherein each element of an array may
4 be mapped to many abstract processors. See the syntax rules for *align-source* and
5 *align-subscript* (see section 3.4) and for *dist-format* (see section 3.3).
- 6 • An asterisk appearing in an *align-subscript-use* expression represents the usual integer
7 multiplication operator.
- 8 • When an asterisk appears before a left parenthesis “(” or after the keyword WITH or
9 ONTO, it indicates a descriptive or transcriptive mapping for dummy arguments of sub-
10 programs (see Section 4) and for mapping of pointers under the approved extensions
11 (see section 8.8). ↓

12 An asterisk can also be used in the PASS_BY attribute in an interface block to describe
13 dummy arguments passed by reference to an extrinsic routine written in C (see Section 11.2).
14

15 3.3 The DISTRIBUTE Directive

16 The DISTRIBUTE directive specifies a mapping of data objects to abstract processors in a
17 processor arrangement. For example,
18

```
19 REAL SALAMI(10000)
20 !HPF$ DISTRIBUTE SALAMI(BLOCK)
```

21 specifies that the array SALAMI should be distributed across some set of abstract processors
22 by slicing it uniformly into blocks of contiguous elements. If there are 50 processors, the
23 directive implies that the array should be divided into groups of $\lceil 10000/50 \rceil = 200$ elements,
24 with SALAMI(1:200) mapped to the first processor, SALAMI(201:400) mapped to the second
25 processor, and so on. If there is only one processor, the entire array is mapped to that
26 processor as a single block of 10000 elements.
27

28 The block size may be specified explicitly:

```
29 REAL WEISSWURST(10000)
30 !HPF$ DISTRIBUTE WEISSWURST(BLOCK(256))
```

31 This specifies that groups of exactly 256 elements should be mapped to successive abstract
32 processors. (There must be at least $\lceil 10000/256 \rceil = 40$ abstract processors if the directive
33 is to be satisfied. The fortieth processor will contain a partial block of only 16 elements,
34 namely WEISSWURST(9985:10000).)
35

36 HPF also provides a cyclic distribution format:

```
37 REAL DECK_OF_CARDS(52)
38 !HPF$ DISTRIBUTE DECK_OF_CARDS(CYCLIC)
```

39 If there are 4 abstract processors, the first processor will contain DECK_OF_CARDS(1:49:4),
40 the second processor will contain DECK_OF_CARDS(2:50:4), the third processor will contain
41 DECK_OF_CARDS(3:51:4), and the fourth processor will contain DECK_OF_CARDS(4:52:4).
42 Successive array elements are dealt out to successive abstract processors in round-robin
43 fashion.
44

45 Distributions are specified independently for each dimension of a multidimensional
46 array:
47
48

```

    INTEGER CHESS_BOARD(8,8), GO_BOARD(19,19)
!HPF$ DISTRIBUTE CHESS_BOARD(BLOCK, BLOCK)
!HPF$ DISTRIBUTE GO_BOARD(CYCLIC,*)

```

The CHESS_BOARD array will be carved up into contiguous rectangular patches, which will be distributed onto a two-dimensional arrangement of abstract processors. The GO_BOARD array will have its rows distributed cyclically over a one-dimensional arrangement of abstract processors. (The “*” specifies that GO_BOARD is not to be distributed along its second axis; thus an entire row is to be distributed as one object. This is sometimes called “on-processor” distribution.)

The DISTRIBUTE directive may appear only in the *specification-part* of a scoping unit and can contain only a *specification-expr* as the argument to a BLOCK or CYCLIC option.

The syntax of the DISTRIBUTE directive is:

| | | |
|------|-----------------------------|--|
| H305 | <i>distribute-directive</i> | is DISTRIBUTE <i>distributee</i> <i>dist-directive-stuff</i> |
| H306 | <i>dist-directive-stuff</i> | is <i>dist-format-clause</i> [<i>dist-onto-clause</i>] |
| H307 | <i>dist-attribute-stuff</i> | is <i>dist-directive-stuff</i> or <i>dist-onto-clause</i> |
| H308 | <i>distributee</i> | is <i>object-name</i> or <i>template-name</i> |
| H309 | <i>dist-format-clause</i> | is (<i>dist-format-list</i>) or * (<i>dist-format-list</i>) or * |
| H310 | <i>dist-format</i> | is BLOCK [(<i>scalar-int-expr</i>)] or CYCLIC [(<i>scalar-int-expr</i>)] or * |
| H311 | <i>dist-onto-clause</i> | is ONTO <i>dist-target</i> |
| H312 | <i>dist-target</i> | is <i>processors-name</i> or * <i>processors-name</i> or * |

The full syntax is given here for completeness. However, some of the forms are discussed only in Section 4. These “interprocedural” forms are:

- The last two options of rule H309 (containing the * form)
- The last two options of rule H312 (containing the * form)

Constraint: An *object-name* mentioned as a *distributee* must be a simple name and not a subobject designator or a *component-name*.

Constraint: An *object-name* mentioned as a *distributee* may not appear as an *alignee*.

Constraint: An *object-name* mentioned as a *distributee* may not have the POINTER attribute.

Constraint: An *object-name* mentioned as a *distributee* may not have the TARGET attribute.

1 Constraint: If the *distributee* is scalar, the *dist-format-list* (and its surrounding parenthe-
 2 ses) must not appear. In this case, the statement form of the directive is
 3 allowed only if a *dist-format-clause* of “*” is present.

4 Constraint: If a *dist-format-list* is specified, its length must equal the rank of each *distribu-*
 5 *tee* to which it applies.

7 Constraint: If both a *dist-format-list* and a *dist-target* appear, the number of elements
 8 of the *dist-format-list* that are not “*” must equal the rank of the specified
 9 processor arrangement.

10 Constraint: If a *dist-target* appears but not a *dist-format-list*, the rank of each *distributee*
 11 must equal the rank of the specified processor arrangement.

13 Constraint: If either the *dist-format-clause* or the *dist-target* in a DISTRIBUTE directive
 14 begins with “*” then every *distributee* must be a dummy argument.

16 Constraint: Any *scalar-int-expr* appearing in a *dist-format* of a DISTRIBUTE directive must
 17 be a *specification-expr*.

19 *Advice to users.* Some of the above constraints are relaxed under the approved
 20 extensions (see Section 8): mapping of derived type components (relaxes constraint
 21 1), and mapping of pointers and targets (relaxes constraints 3, 4, and 9). (*End of*
 22 *advice to users.*)

⇓

23 Note that the possibility of a DISTRIBUTE directive of the form

24 !HPF\$ DISTRIBUTE *dist-attribute-stuff* :: *distributee-list*

25 is covered by syntax rule H301 for a *combined-directive*.

26 Examples:

27 !HPF\$ DISTRIBUTE D1(BLOCK)

28 !HPF\$ DISTRIBUTE (BLOCK,*,BLOCK) ONTO SQUARE:: D2,D3,D4

29 The meanings of the alternatives for *dist-format* are given below.

30 Define the ceiling division function $CD(J,K) = (J+K-1)/K$ (using Fortran integer arith-
 31 metic with truncation toward zero.)

32 Define the ceiling remainder function $CR(J,K) = J-K*CD(J,K)$.

33 The dimensions of a processor arrangement appearing as a *dist-target* are said to *cor-*
 34 *respond* in left-to-right order with those dimensions of a *distributee* for which the corre-
 35 sponding *dist-format* is not *. In the example above, processor arrangement SQUARE must
 36 be two-dimensional; its first dimension corresponds to the first dimensions of D2, D3, and
 37 D4 and its second dimension corresponds to the third dimensions of D2, D3, and D4.

38 Let d be the size of a *distributee* in a certain dimension and let p be the size of the pro-
 39 cessor arrangement in the corresponding dimension. For simplicity, assume all dimensions
 40 have a lower bound of 1. Then BLOCK(m) means that a *distributee* position whose index
 41 along that dimension is j is mapped to an abstract processor whose index along the corre-
 42 sponding dimension of the processor arrangement is $CD(j,m)$ (note that $m \times p \geq d$ must
 43 be true), and is position number $m+CR(j,m)$ among positions mapped to that abstract
 44 processor. The first *distributee* position in abstract processor k along that axis is position
 45 number $1+m*(k-1)$.

The block size m must be a positive integer.

BLOCK by definition means the same as **BLOCK**($CD(d,p)$).

CYCLIC(m) means that a *distributee* position whose index along that dimension is j is mapped to an abstract processor whose index along the corresponding dimension of the processor arrangement is $1+\text{MODULO}(CD(j,m)-1,p)$. The first *distributee* position in abstract processor k along that axis is position number $1+m*(k-1)$.

The block size m must be a positive integer.

CYCLIC by definition means the same as **CYCLIC**(1).

CYCLIC(m) and **BLOCK**(m) imply the same distribution when $m \times p \geq d$, but **BLOCK**(m) additionally asserts that the distribution will not wrap around in a cyclic manner, which a compiler cannot determine at compile time if m is not constant. Note that **CYCLIC** and **BLOCK** (without argument expressions) do not imply the same distribution unless $p \geq d$, a degenerate case in which the block size is 1 and the distribution does not wrap around.

Suppose that we have 16 abstract processors and an array of length 100:

```
!HPF$ PROCESSORS SEDECIM(16)
      REAL CENTURY(100)
```

Distributing the array **BLOCK** (which in this case would mean the same as **BLOCK**(7)):

```
!HPF$ DISTRIBUTE CENTURY(BLOCK) ONTO SEDECIM
```

results in this mapping of array elements onto abstract processors:

| 1 | 2 | 3 | 4 | 5 | 6 | 7 | 8 | 9 | 10 | 11 | 12 | 13 | 14 | 15 | 16 |
|---|----|----|----|----|----|----|----|----|----|----|----|----|----|-----|----|
| 1 | 8 | 15 | 22 | 29 | 36 | 43 | 50 | 57 | 64 | 71 | 78 | 85 | 92 | 99 | |
| 2 | 9 | 16 | 23 | 30 | 37 | 44 | 51 | 58 | 65 | 72 | 79 | 86 | 93 | 100 | |
| 3 | 10 | 17 | 24 | 31 | 38 | 45 | 52 | 59 | 66 | 73 | 80 | 87 | 94 | | |
| 4 | 11 | 18 | 25 | 32 | 39 | 46 | 53 | 60 | 67 | 74 | 81 | 88 | 95 | | |
| 5 | 12 | 19 | 26 | 33 | 40 | 47 | 54 | 61 | 68 | 75 | 82 | 89 | 96 | | |
| 6 | 13 | 20 | 27 | 34 | 41 | 48 | 55 | 62 | 69 | 76 | 83 | 90 | 97 | | |
| 7 | 14 | 21 | 28 | 35 | 42 | 49 | 56 | 63 | 70 | 77 | 84 | 91 | 98 | | |

Distributing the array **BLOCK**(8):

```
!HPF$ DISTRIBUTE CENTURY(BLOCK(8)) ONTO SEDECIM
```

results in this mapping of array elements onto abstract processors:

| 1 | 2 | 3 | 4 | 5 | 6 | 7 | 8 | 9 | 10 | 11 | 12 | 13 | 14 | 15 | 16 |
|---|----|----|----|----|----|----|----|----|----|----|----|-----|----|----|----|
| 1 | 9 | 17 | 25 | 33 | 41 | 49 | 57 | 65 | 73 | 81 | 89 | 97 | | | |
| 2 | 10 | 18 | 26 | 34 | 42 | 50 | 58 | 66 | 74 | 82 | 90 | 98 | | | |
| 3 | 11 | 19 | 27 | 35 | 43 | 51 | 59 | 67 | 75 | 83 | 91 | 99 | | | |
| 4 | 12 | 20 | 28 | 36 | 44 | 52 | 60 | 68 | 76 | 84 | 92 | 100 | | | |
| 5 | 13 | 21 | 29 | 37 | 45 | 53 | 61 | 69 | 77 | 85 | 93 | | | | |
| 6 | 14 | 22 | 30 | 38 | 46 | 54 | 62 | 70 | 78 | 86 | 94 | | | | |
| 7 | 15 | 23 | 31 | 39 | 47 | 55 | 63 | 71 | 79 | 87 | 95 | | | | |
| 8 | 16 | 24 | 32 | 40 | 48 | 56 | 64 | 72 | 80 | 88 | 96 | | | | |

1 Distributing the array `BLOCK(6)` is not HPF-conforming because $6 \times 16 < 100$.

2 Distributing the array `CYCLIC` (which means exactly the same as `CYCLIC(1)`):

3
4 `!HPF$ DISTRIBUTE CENTURY(CYCLIC) ONTO SEDECIM`

5 results in this mapping of array elements onto abstract processors:

6
7

| 1 | 2 | 3 | 4 | 5 | 6 | 7 | 8 | 9 | 10 | 11 | 12 | 13 | 14 | 15 | 16 |
|----|----|----|-----|----|----|----|----|----|----|----|----|----|----|----|----|
| 1 | 2 | 3 | 4 | 5 | 6 | 7 | 8 | 9 | 10 | 11 | 12 | 13 | 14 | 15 | 16 |
| 17 | 18 | 19 | 20 | 21 | 22 | 23 | 24 | 25 | 26 | 27 | 28 | 29 | 30 | 31 | 32 |
| 33 | 34 | 35 | 36 | 37 | 38 | 39 | 40 | 41 | 42 | 43 | 44 | 45 | 46 | 47 | 48 |
| 49 | 50 | 51 | 52 | 53 | 54 | 55 | 56 | 57 | 58 | 59 | 60 | 61 | 62 | 63 | 64 |
| 65 | 66 | 67 | 68 | 69 | 70 | 71 | 72 | 73 | 74 | 75 | 76 | 77 | 78 | 79 | 80 |
| 81 | 82 | 83 | 84 | 85 | 86 | 87 | 88 | 89 | 90 | 91 | 92 | 93 | 94 | 95 | 96 |
| 97 | 98 | 99 | 100 | | | | | | | | | | | | |

8
9
10
11
12
13
14
15
16
17

18 Distributing the array `CYCLIC(3)`:

19
20 `!HPF$ DISTRIBUTE CENTURY(CYCLIC(3)) ONTO SEDECIM`

21 results in this mapping of array elements onto abstract processors:

22
23

| 1 | 2 | 3 | 4 | 5 | 6 | 7 | 8 | 9 | 10 | 11 | 12 | 13 | 14 | 15 | 16 |
|----|-----|----|----|----|----|----|----|----|----|----|----|----|----|----|----|
| 1 | 4 | 7 | 10 | 13 | 16 | 19 | 22 | 25 | 28 | 31 | 34 | 37 | 40 | 43 | 46 |
| 2 | 5 | 8 | 11 | 14 | 17 | 20 | 23 | 26 | 29 | 32 | 35 | 38 | 41 | 44 | 47 |
| 3 | 6 | 9 | 12 | 15 | 18 | 21 | 24 | 27 | 30 | 33 | 36 | 39 | 42 | 45 | 48 |
| 49 | 52 | 55 | 58 | 61 | 64 | 67 | 70 | 73 | 76 | 79 | 82 | 85 | 88 | 91 | 94 |
| 50 | 53 | 56 | 59 | 62 | 65 | 68 | 71 | 74 | 77 | 80 | 83 | 86 | 89 | 92 | 95 |
| 51 | 54 | 57 | 60 | 63 | 66 | 69 | 72 | 75 | 78 | 81 | 84 | 87 | 90 | 93 | 96 |
| 97 | 100 | | | | | | | | | | | | | | |
| 98 | | | | | | | | | | | | | | | |
| 99 | | | | | | | | | | | | | | | |

24
25
26
27
28
29
30
31
32
33
34
35
36
37

38 Note that it is perfectly permissible for an array to be distributed so that some pro-
39 cessors have no elements. Indeed, an array may be “distributed” so that all elements reside
40 on one processor. For example,

41
42 `!HPF$ DISTRIBUTE CENTURY(BLOCK(256)) ONTO SEDECIM`

43 results in having only one non-empty block—a partially-filled one at that, having only 100
44 elements—on processor 1, with processors 2 through 16 having no elements of the array.

45 The statement form of a `DISTRIBUTE` directive may be considered an abbreviation for
46 an attributed form that happens to mention only one *distributee*; for example,

47
48 `!HPF$ DISTRIBUTE distributee (dist-format-list) ONTO dist-target`

is equivalent to

```
!HPF$ DISTRIBUTE ( dist-format-list ) ONTO dist-target :: distributee
```

Note that, to prevent syntactic ambiguity, the *dist-format-clause* must be present in the statement form, so in general the statement form of the directive may not be used to specify the mapping of scalars.

If the *dist-format-clause* is omitted from the attributed form, then the language processor may make an arbitrary choice of distribution formats for each template or array. So the directive

```
!HPF$ DISTRIBUTE ONTO P :: D1,D2,D3
```

means the same as

```
!HPF$ DISTRIBUTE ONTO P :: D1
!HPF$ DISTRIBUTE ONTO P :: D2
!HPF$ DISTRIBUTE ONTO P :: D3
```

to which a compiler, perhaps taking into account patterns of use of D1, D2, and D3 within the code, might choose to supply three distinct distributions such as, for example,

```
!HPF$ DISTRIBUTE D1(BLOCK, BLOCK) ONTO P
!HPF$ DISTRIBUTE D2(CYCLIC, BLOCK) ONTO P
!HPF$ DISTRIBUTE D3(BLOCK(43),CYCLIC) ONTO P
```

Then again, the compiler might happen to choose the same distribution for all three arrays.

In either the statement form or the attributed form, if the ONTO clause is present, it specifies the processor arrangement that is the target of the distribution. If the ONTO clause is omitted, then a implementation-dependent processor arrangement is chosen arbitrarily for each *distributee*. So, for example,

```
REAL, DIMENSION(1000) :: ARTHUR, ARNOLD, LINUS, LUCY
!HPF$ PROCESSORS EXCALIBUR(32)
!HPF$ DISTRIBUTE (BLOCK) ONTO EXCALIBUR :: ARTHUR, ARNOLD
!HPF$ DISTRIBUTE (BLOCK) :: LINUS, LUCY
```

causes the arrays ARTHUR and ARNOLD to have the same mapping, so that corresponding elements reside in the same abstract processor, because they are the same size and distributed in the same way (BLOCK) onto the same processor arrangement (EXCALIBUR). However, LUCY and LINUS do not necessarily have the same mapping because they might, depending on the implementation, be distributed onto differently chosen processor arrangements; so corresponding elements of LUCY and LINUS might not reside on the same abstract processor. (The ALIGN directive provides a way to ensure that two arrays have the same mapping without having to specify an explicit processor arrangement.)

In a given environment, for some distributions, there may be no appropriate processor arrangement.

3.4 The ALIGN Directive

The **ALIGN** directive is used to specify that certain data objects are to be mapped in the same way as certain other data objects. Operations between aligned data objects are likely to be more efficient than operations between data objects that are not known to be aligned (because two objects that are aligned are intended to be mapped to the same abstract processor). The **ALIGN** directive is designed to make it particularly easy to specify explicit mappings for all the elements of an array at once. While objects can be aligned in some cases through careful use of matching **DISTRIBUTE** directives, **ALIGN** is more general and frequently more convenient.

The **ALIGN** directive may appear only in the *specification-part* of a scoping unit and can contain only a *specification-expr* as a *subscript* or in a *subscript-triplet*.

The syntax of **ALIGN** is as follows:

```

H313 align-directive           is ALIGN alignee align-directive-stuff
H314 align-directive-stuff     is ( align-source-list ) align-with-clause
H315 align-attribute-stuff    is [ ( align-source-list ) ] align-with-clause
H316 alignee                  is object-name
H317 align-source             is :
                                or *
                                or align-dummy
H318 align-dummy              is scalar-int-variable

```

Constraint: An *object-name* mentioned as an *alignee* must be a simple name and not a subobject designator or a *component-name*.

Constraint: An *object-name* mentioned as an *alignee* may not appear as a *distributee*.

Constraint: An *object-name* mentioned as an *alignee* may not have the **POINTER** attribute.

Constraint: An *object-name* mentioned as an *alignee* may not have the **TARGET** attribute.

Constraint: If the *alignee* is scalar, the *align-source-list* (and its surrounding parentheses) must not appear. In this case the statement form of the directive is not allowed.

Constraint: If the *align-source-list* is present, its length must equal the rank of each *alignee* to which it applies.

Constraint: An *align-dummy* must be a named variable.

Constraint: An object may not have both the **INHERIT** attribute and the **ALIGN** attribute.

Advice to users. Some of the above constraints are relaxed under the approved extensions (see Section 8): mapping of derived type components (relaxes constraint 1) and mapping of pointers and targets (relaxes constraints 3 and 4). (*End of advice to users.*)

Note that the possibility of an **ALIGN** directive of the form

↓

```
!HPF$ ALIGN align-attribute-stuff :: alignee-list
```

is covered by syntax rule H301 for a *combined-directive*.

The statement form of an `ALIGN` directive may be considered an abbreviation of an attributed form that happens to mention only one *alignee*:

```
!HPF$ ALIGN alignee ( align-source-list ) WITH align-spec
```

is equivalent to

```
!HPF$ ALIGN ( align-source-list ) WITH align-spec :: alignee
```

If the *align-source-list* is omitted from the attributed form and the *alignees* are not scalar, the *align-source-list* is assumed to consist of a parenthesized list of “:” entries, equal in number to the rank of the *alignees*. Similarly, if the *align-subscript-list* is omitted from the *align-spec* in either form, it is assumed to consist of a parenthesized list of “:” entries, equal in number to the rank of the *align-target*. So the directive

```
!HPF$ ALIGN WITH B :: A1, A2, A3
```

means

```
!HPF$ ALIGN (:, :) WITH B(:, :) :: A1, A2, A3
```

which in turn means the same as

```
!HPF$ ALIGN A1(:, :) WITH B(:, :)
!HPF$ ALIGN A2(:, :) WITH B(:, :)
!HPF$ ALIGN A3(:, :) WITH B(:, :)
```

because an attributed-form directive that mentions more than one *alignee* is equivalent to a series of identical directives, one for each *alignee*; all *alignees* must have the same rank. With this understanding, we will assume below, for the sake of simplifying the description, that an `ALIGN` directive has a single *alignee*.

Each *align-source* corresponds to one axis of the *alignee*, and is specified as either “:” or “*” or a dummy variable:

- If it is “:”, then positions along that axis will be spread out across the matching axis of the *align-spec* (see below).
- If it is “*”, then that axis is *collapsed*: positions along that axis make no difference in determining the corresponding position within the *align-target*. (Replacing the “*” with a dummy variable name not used anywhere else in the directive would have the same effect; “*” is merely a convenience that saves the trouble of inventing a variable name and makes it clear that no dependence on that dimension is intended.)
- A dummy variable is considered to range over all valid index values for that dimension of the *alignee*.

The `WITH` clause of an `ALIGN` has the following syntax:

| | | | | |
|----|------|----------------------------|-----------|---|
| 1 | H319 | <i>align-with-clause</i> | is | WITH <i>align-spec</i> |
| 2 | H320 | <i>align-spec</i> | is | <i>align-target</i> [(<i>align-subscript-list</i>)] |
| 3 | | | or | * <i>align-target</i> [(<i>align-subscript-list</i>)] |
| 4 | | | | |
| 5 | H321 | <i>align-target</i> | is | <i>object-name</i> |
| 6 | | | or | <i>template-name</i> |
| 7 | H322 | <i>align-subscript</i> | is | <i>int-expr</i> |
| 8 | | | or | <i>align-subscript-use</i> |
| 9 | | | or | <i>subscript-triplet</i> |
| 10 | | | or | * |
| 11 | H323 | <i>align-subscript-use</i> | is | [[<i>int-level-two-expr</i>] <i>add-op</i>] |
| 12 | | | | <i>align-add-operand</i> |
| 13 | | | or | <i>align-subscript-use add-op int-add-operand</i> |
| 14 | | | | |
| 15 | H324 | <i>align-add-operand</i> | is | [<i>int-add-operand</i> *] <i>align-primary</i> |
| 16 | | | or | <i>align-add-operand</i> * <i>int-mult-operand</i> |
| 17 | H325 | <i>align-primary</i> | is | <i>align-dummy</i> |
| 18 | | | or | (<i>align-subscript-use</i>) |
| 19 | | | | |
| 20 | H326 | <i>int-add-operand</i> | is | <i>add-operand</i> |
| 21 | H327 | <i>int-mult-operand</i> | is | <i>mult-operand</i> |
| 22 | | | | |
| 23 | H328 | <i>int-level-two-expr</i> | is | <i>level-2-expr</i> |

24 The full syntax is given here for completeness. However, some of the forms are discussed
 25 only in Section 4. These “interprocedural” forms are those using the second option of
 26 rule H320 (containing the * form).
 27

28 Constraint: An *object-name* mentioned as an *align-target* must be a simple name and not
 29 a subobject designator or a *component-name*.
 30

31 Constraint: An *align-target* may not have the **OPTIONAL** attribute.

32 Constraint: If the *align-spec* in an **ALIGN** directive begins with “*” then every *alignee* must
 33 be a dummy argument.
 34

35 Constraint: In an *align-directive* any *int-expr*, *int-level-two-expr*, *int-add-operand* or *int-*
 36 *mult-operand* must be a specification expression.
 37

38 Constraint: Any *subscript* or *stride* in a *subscript-triplet* that is an *align-subscript* in an
 39 *align-directive* must be a specification expression.
 40

41 Constraint: Each *align-dummy* may appear at most once in an *align-subscript-list*.

42 Constraint: An *align-subscript-use* expression may contain at most one occurrence of an
 43 *align-dummy*.
 44

45 Constraint: A *scalar-int-variable* that is used as an *align-dummy* may not appear any-
 46 where in the *align-spec* except where explicitly permitted to appear by virtue
 47 of the grammar shown above. Paraphrased, one may construct an *align-*
 48 *subscript-use* only by starting with an *align-dummy* and then doing additive

and multiplicative things to it with integer specification expressions that contain no *align-dummy*.

Constraint: A *subscript* within an *align-subscript* may not contain occurrences of any *align-dummy*.

Constraint: An *int-add-operand*, *int-mult-operand*, or *int-level-two-expr* must be of type integer.

↓

Advice to users. Some of the above constraints are relaxed under the approved extensions (see Section 8): mapping of derived type components (relaxes constraint 1), mapping of pointers (relaxes constraint 3) and remapping of data objects (relaxes constraints 4 and 5). (*End of advice to users.*)

The syntax rules for an *align-subscript-use* take account of operator precedence issues, but the basic idea is simple: an *align-subscript-use* is intended to be a linear (more precisely: affine) function of a single occurrence of an *align-dummy*.

For example, the following *align-subscript-use* expressions are valid, assuming that each of *J*, *K*, and *M* is an *align-dummy* and *N* is not an *align-dummy*:

| | | | | | |
|-------------|-----------------------------------|------------------|----------------|---------------------|-------------------------------------|
| <i>J</i> | <i>J</i> +1 | 3- <i>K</i> | 2* <i>M</i> | <i>N</i> * <i>M</i> | 100-3* <i>M</i> |
| - <i>J</i> | + <i>J</i> | - <i>K</i> +3 | <i>M</i> +2**3 | <i>M</i> + <i>N</i> | -(4*7+IOR(6,9))* <i>K</i> -(13-5/3) |
| <i>M</i> *2 | <i>N</i> *(<i>M</i> - <i>N</i>) | 2*(<i>J</i> +1) | 5- <i>K</i> +3 | 10000- <i>M</i> *3 | 2*(3*(<i>K</i> -1)+13)-100 |

The following expressions are not valid *align-subscript-use* expressions:

| | | | | | |
|---------------------|---------------------|--------------------------|-----------------------------------|-------------------------------------|---|
| <i>J</i> + <i>J</i> | <i>J</i> - <i>J</i> | 3* <i>K</i> -2* <i>K</i> | <i>M</i> *(<i>N</i> - <i>M</i>) | 2* <i>J</i> -3* <i>J</i> + <i>J</i> | 2*(3*(<i>K</i> -1)+13)- <i>K</i> |
| <i>J</i> * <i>J</i> | <i>J</i> + <i>K</i> | 3/ <i>K</i> | 2** <i>M</i> | <i>M</i> * <i>K</i> | <i>K</i> -3* <i>M</i> |
| <i>K</i> - <i>J</i> | IOR(<i>J</i> ,1) | - <i>K</i> / <i>J</i> | <i>M</i> *(2+ <i>M</i>) | <i>M</i> *(<i>M</i> - <i>N</i>) | 2**(2* <i>J</i> -3* <i>J</i> + <i>J</i>) |

The *align-spec* must contain exactly as many *subscript-triplets* as the number of colons (":") appearing in the *align-source-list*. These are matched up in corresponding left-to-right order, ignoring, for this purpose, any *align-source* that is not a colon and any *align-subscript* that is not a *subscript-triplet*. Consider a dimension of the *alignee* for which a colon appears as an *align-source* and let the lower and upper bounds of that dimension be *LA* and *UA*. Let the corresponding subscript triplet be *LT:UT:ST* or its equivalent. Then the colon could be replaced by a new, as-yet-unused dummy variable, say *J*, and the subscript triplet by the expression (*J*-*LA*)**ST*+*LT* without affecting the mapping specified by the directive. However, the colon form additionally requires that the axes must conform, which means that

$$\max(0, UA - LA + 1) = \max(0, [(UT - LT + 1)/ST])$$

must be true. (This is entirely analogous to the treatment of array assignment.)

To simplify the remainder of the discussion, we assume that every colon in the *align-source-list* has been replaced by new dummy variables in exactly the fashion just described, and that every "*" in the *align-source-list* has likewise been replaced by an otherwise unused dummy variable. For example,

```
!HPF$ ALIGN A(:,*,K,,:,*) WITH B(31:,:,K+3,20:100:3)
```

may be transformed into its equivalent

```

1      !HPF$ ALIGN A(I,J,K,L,M,N) WITH B(I-LBOUND(A,1)+31,      &
2      !HPF$                L-LBOUND(A,4)+LBOUND(B,2),K+3,(M-LBOUND(A,5))*3+20)

```

with the attached requirements

```

5                SIZE(A,1) .EQ. UBOUND(B,1)-30
6                SIZE(A,4) .EQ. SIZE(B,2)
7                SIZE(A,5) .EQ. (100-20+3)/3

```

Thus we need consider further only the case where every *align-source* is a dummy variable and no *align-subscript* is a *subscript-triplet*.

Each dummy variable is considered to range over all valid index values for the corresponding dimension of the *alignee*. Every combination of possible values for the index variables selects an element of the *alignee*. The *align-spec* indicates a corresponding element (or section) of the *align-target* with which that element of the *alignee* should be aligned; this indication may be a function of the index values, but the nature of this function is syntactically restricted (as discussed above) to linear (precisely: affine) functions in order to limit the complexity of the implementation. Each *align-dummy* variable may appear at most once in the *align-spec* and only in certain rigidly prescribed contexts. The result is that each *align-subscript* expression may contain at most one *align-dummy* variable and the expression is constrained to be a linear function of that variable. (Therefore skew alignments are not possible.)

An asterisk “*” as an *align-subscript* indicates a replicated representation. Each element of the *alignee* is aligned with every position along that axis of the *align-target*.

Rationale. It may seem strange to use “*” to mean both collapsing and replication; the rationale is that “*” always stands conceptually for a dummy variable that appears nowhere else in the statement and ranges over the set of indices for the indicated dimension. Thus, for example,

```

29      !HPF$ ALIGN A(:) WITH D(:,*)

```

means that a copy of A is aligned with every column of D, because it is conceptually equivalent to

for every legitimate index j, align A(:) with D(:,j)

just as

```

38      !HPF$ ALIGN A(:,*) WITH D(:)

```

is conceptually equivalent to

for every legitimate index j, align A(:,j) with D(:)

Note, however, that while HPF syntax allows

```

46      !HPF$ ALIGN A(:,*) WITH D(:)

```

to be written in the alternate form

```
!HPF$ ALIGN A(:,J) WITH D(:)
```

it does *not* allow

```
!HPF$ ALIGN A(:) WITH D(:,*)
```

to be written in the alternate form

```
!HPF$ ALIGN A(:) WITH D(:,J)
```

because that has another meaning (only a variable appearing in the *align-source-list* following the *alignee* is understood to be an *align-dummy*, so the current value of the variable J is used, thus aligning A with a single column of D).

Replication allows an optimizing compiler to arrange to read whichever copy is closest. (Of course, when a replicated data object is written, all copies must be updated, not just one copy. Replicated representations are very useful for small lookup tables, where it is much faster to have a copy in each physical processor but without giving it an extra dimension that is logically unnecessary to the algorithm. (*End of rationale.*)

By applying the transformations given above, all cases of an *align-subscript* may be conceptually reduced to either an *int-expr* (not involving an *align-dummy*) or an *align-subscript-use*, and the *align-source-list* may be reduced to a list of index variables with no “*” or “:”. An *align-subscript-list* may then be evaluated for any specific combination of values for the *align-dummy* variables simply by evaluating each *align-subscript* as an expression. The resulting subscript values must be legitimate subscripts for the *align-target*. (This implies that the *alignee* is not allowed to “wrap around” or “extend past the edges” of an *align-target*.) The selected element of the *alignee* is then considered to be aligned with the indicated element of the *align-target*; more precisely, the selected element of the *alignee* is considered to be ultimately aligned with the same object with which the indicated element of the *align-target* is currently ultimately aligned (possibly itself).

More examples of ALIGN directives:

```
INTEGER D1(N)
LOGICAL D2(N,N)
REAL, DIMENSION(N,N):: X,A,B,C,AR1,AR2A,P,Q,R,S
!HPF$ ALIGN X(:,*) WITH D1(:)
!HPF$ ALIGN (:,*) WITH D1:: A,B,C,AR1,AR2A
!HPF$ ALIGN WITH D2:: P,Q,R,S
```

Note that, in a *alignee-list*, the alignees must all have the same rank but need not all have the same shape; the extents need match only for dimensions that correspond to colons in the *align-source-list*. This turns out to be an extremely important convenience; one of the most common cases in current practice is aligning arrays that match in distributed (“parallel”) dimensions but may differ in collapsed (“on-processor”) dimensions:

```
REAL A(3,N), B(4,N), C(43,N), Q(N)
!HPF$ DISTRIBUTE Q(BLOCK)
!HPF$ ALIGN (*,:) WITH Q:: A,B,C
```

1 Here there are processors (perhaps N of them) and arrays of different sizes (3, 4, 43) within
 2 each processor are required. As far as HPF is concerned, the numbers 3, 4, and 43 may be
 3 different, because those axes will be collapsed. Thus array elements with indices differing
 4 only along that axis will all be aligned with the same element of Q (and thus be specified
 5 as residing in the same processor).

6 In the following examples, each directive in a group means the same thing, assuming
 7 that corresponding axis upper and lower bounds match:

8 !Second axis of X is collapsed

9 !HPF\$ ALIGN X(:,*) WITH D1(:)

10 !HPF\$ ALIGN X(J,*) WITH D1(J)

11 !HPF\$ ALIGN X(J,K) WITH D1(J)

12
 13 !Replicated representation along second axis of D3

14 !HPF\$ ALIGN X(:, :) WITH D3(:, *, :)

15 !HPF\$ ALIGN X(J,K) WITH D3(J, *, K)

16
 17 !Transposing two axes

18 !HPF\$ ALIGN X(J,K) WITH D2(K,J)

19 !HPF\$ ALIGN X(J, :) WITH D2(:, J)

20 !HPF\$ ALIGN X(:, K) WITH D2(K, :)

21 !But there isn't any way to get rid of *both* index variables;

22 ! the subscript-triplet syntax alone cannot express transposition.

23
 24 !Reversing both axes

25 !HPF\$ ALIGN X(J,K) WITH D2(M-J+1, N-K+1)

26 !HPF\$ ALIGN X(:, :) WITH D2(M:1:-1, N:1:-1)

27
 28 !Simple case

29 !HPF\$ ALIGN X(J,K) WITH D2(J,K)

30 !HPF\$ ALIGN X(:, :) WITH D2(:, :)

31 !HPF\$ ALIGN (J,K) WITH D2(J,K):: X

32 !HPF\$ ALIGN (:, :) WITH D2(:, :):: X

33 !HPF\$ ALIGN WITH D2:: X
 34

3.5 Allocatable Arrays and Pointers

35
 36
 37 A variable with the `ALLOCATABLE` attribute may appear as an *alignee* in an `ALIGN` directive
 38 or as a *distributee* in a `DISTRIBUTE` directive. Such directives do not take effect immediately,
 39 however; they take effect each time the array is allocated by an `ALLOCATE` statement, rather
 40 than on entry to the scoping unit. The values of all specification expressions in such a
 41 directive are determined once on entry to the scoping unit and may be used multiple times
 42 (or not at all). For example:

43
 44 SUBROUTINE MILLARD_FILLMORE(N,M)

45 REAL, ALLOCATABLE, DIMENSION(:) :: A, B

46 !HPF\$ ALIGN B(I) WITH A(I+N)

47 !HPF\$ DISTRIBUTE A(BLOCK(M*2))

48 N = 43

```

M = 91
ALLOCATE(A(27))
ALLOCATE(B(13))
...

```

The values of the expressions `N` and `M*2` on entry to the subprogram are conceptually retained by the `ALIGN` and `DISTRIBUTE` directives for later use at allocation time. When the array `A` is allocated, it is distributed with a block size equal to the retained value of `M*2`, not the value 182. When the array `B` is allocated, it is aligned relative to `A` according to the retained value of `N`, not its new value 43.

Note that it would have been incorrect in the `MILLARD_FILLMORE` example to perform the two `ALLOCATE` statements in the opposite order. In general, when an object `X` is created it may be aligned to another object `Y` only if `Y` has already been created or allocated. The following example illustrates several related cases.

```

SUBROUTINE WARREN_HARDING(P,Q)
REAL P(:)
REAL Q(:)
REAL R(SIZE(Q))
REAL, ALLOCATABLE :: S(:),T(:)
!HPF$ ALIGN P(I) WITH T(I)                !Nonconforming
!HPF$ ALIGN Q(I) WITH *T(I)              !Nonconforming
!HPF$ ALIGN R(I) WITH T(I)              !Nonconforming
!HPF$ ALIGN S(I) WITH T(I)
ALLOCATE(S(SIZE(Q)))                    !Nonconforming
ALLOCATE(T(SIZE(Q)))

```

Three `ALIGN` directives are not HPF-conforming because the array `T` has not yet been allocated at the time that the various alignments must take place. The four cases differ slightly in their details. The arrays `P` and `Q` already exist on entry to the subroutine, but because `T` is not yet allocated, one cannot correctly prescribe the alignment of `P` or describe the alignment of `Q` relative to `T`. (See Section 4 for a discussion of prescriptive and descriptive directives.) The array `R` is created on subroutine entry and its size can correctly depend on the `SIZE` of `Q`, but the alignment of `R` cannot be specified in terms of the alignment of `T` any more than its size can be specified in terms of the size of `T`. It *is* permitted to have an alignment directive for `S` in terms of `T`, because the alignment action does not take place until `S` is allocated; however, the first `ALLOCATE` statement is nonconforming because `S` needs to be aligned but at that point in time `T` is still unallocated.

When an array is allocated, it will be aligned to an existing object or template if there is an explicit `ALIGN` directive for the allocatable variable. If there is no explicit `ALIGN` directive, then the array will be ultimately aligned with itself. It is forbidden for any other object to be ultimately aligned to an array at the time the array becomes undefined by reason of deallocation. All this applies regardless of whether the name originally used in the `ALLOCATE` statement when the array was created had the `ALLOCATABLE` attribute or the `POINTER` attribute.

Pointers cannot be explicitly mapped in HPF and thus can only be associated with objects which are not explicitly mapped. When used for allocation, the compiler may choose any arbitrary mapping for data allocated through the pointer. Explicit mapping of pointers is allowed under the approved extensions (see section 8.8). Also, the relationship of pointers and sequence attributes is described in section 3.8.

3.6 The PROCESSORS Directive

The PROCESSORS directive declares one or more rectilinear processor arrangements, specifying for each one its name, its rank (number of dimensions), and the extent in each dimension. It may appear only in the *specification-part* of a scoping unit. Every dimension of a processor arrangement must have nonzero extent; therefore a processor arrangement cannot be empty.

In the language of F95:14.1.2 in the Fortran standard, processor arrangements are local entities of class (1); therefore a processor arrangement may not have the same name as a variable, named constant, internal procedure, etc., in the same scoping unit. Names of processor arrangements obey the same rules for host and use association as other names in the long list in F95:12.1.2.2.1 in the Fortran standard.

A processor arrangement declared in a module has the default accessibility of the module.

Rationale. Because the name of a processor arrangement is not a first-class entity in HPF, but must appear only in directives, it cannot appear in an *access-stmt* (PRIVATE or PUBLIC). If directives ever become full-fledged Fortran statements rather than structured comments, then it would be appropriate to allow the accessibility of a processor arrangement to be controlled by listing its name in an *access-stmt*. (*End of rationale.*)

If two processor arrangements have the same shape, then corresponding elements of the two arrangements are understood to refer to the same abstract processor. (It is anticipated that implementation-dependent directives provided by some HPF implementations could overrule the default correspondence of processor arrangements that have the same shape.)

If directives collectively specify that two objects be mapped to the same abstract processor at a given instant during the program execution, the intent is that the two objects be mapped to the same physical processor at that instant.

The intrinsic functions NUMBER_OF_PROCESSORS and PROCESSORS_SHAPE may be used to inquire about the total number of actual physical processors used to execute the program. This information may then be used to calculate appropriate sizes for the declared abstract processor arrangements.

```
H329 processors-directive          is PROCESSORS processors-decl-list
H330 processors-decl              is processors-name
                                     [ ( explicit-shape-spec-list ) ]
```

Examples:

```
!HPF$ PROCESSORS P(N)
!HPF$ PROCESSORS Q(NUMBER_OF_PROCESSORS()),      &
!HPF$          R(8,NUMBER_OF_PROCESSORS()/8)
!HPF$ PROCESSORS BIZARRO(1972:1997,-20:17)
!HPF$ PROCESSORS SCALARPROC
```

If no shape is specified, then the declared processor arrangement is conceptually scalar.

Rationale. A scalar processor arrangement may be useful as a way of indicating that certain scalar data should be kept together but need not interact strongly with distributed data. Depending on the implementation architecture, data distributed onto such a processor arrangement may reside in a single “control” or “host” processor (if the machine has one), or may reside in an arbitrarily chosen processor, or may be replicated over all processors. For target architectures that have a set of computational processors and a separate scalar host computer, a natural implementation is to map every scalar processor arrangement onto the host processor. For target architectures that have a set of computational processors but no separate scalar “host” computer, data mapped to a scalar processor arrangement might be mapped to some arbitrarily chosen computational processor or replicated onto all computational processors. (*End of rationale.*)

An HPF compiler is required to accept any `PROCESSORS` declaration in which the product of the extents of each declared processor arrangement is equal to the number of physical processors that would be returned by the call `NUMBER_OF_PROCESSORS()`. It must also accept all declarations of scalar `PROCESSOR` arrangements. Other cases may be handled as well, depending on the implementation.

For compatibility with the Fortran attribute syntax, an optional “:” may be inserted. The shape may also be specified with the `DIMENSION` attribute:

```
!HPF$ PROCESSORS :: RUBIK(3,3,3)
!HPF$ PROCESSORS, DIMENSION(3,3,3) :: RUBIK
```

As in Fortran, an *explicit-shape-spec-list* in a *processors-decl* will override an explicit `DIMENSION` attribute:

```
!HPF$ PROCESSORS, DIMENSION(3,3,3) ::      &
!HPF$          RUBIK, RUBIKS_REVENGE(4,4,4), SOMA
```

Here `RUBIKS_REVENGE` is $4 \times 4 \times 4$ while `RUBIK` and `SOMA` are each $3 \times 3 \times 3$. (By the rules enunciated above, however, such a statement may not be completely portable because no HPF language processor is required to handle shapes of total sizes 27 and 64 simultaneously.)

Returning from a subprogram causes all processor arrangements declared local to that subprogram to become undefined. It is not HPF-conforming for any array or template to be distributed onto a processor arrangement at the time the processor arrangement becomes undefined unless at least one of two conditions holds:

- The array or template itself becomes undefined at the same time by virtue of returning from the subprogram.
- Whenever the subprogram is called, the processor arrangement is always locally defined in the same way, with identical lower bounds and identical upper bounds.

Rationale. Note that this second condition is slightly less stringent than requiring all expressions to be constant. This allows calls to `NUMBER_OF_PROCESSORS` or `PROCESSORS_SHAPE` to appear without violating the condition. (*End of rationale.*)

Variables in `COMMON` or having the `SAVE` attribute may be mapped to a locally declared processor arrangement, but because the first condition cannot hold for such variables (they

1 don't become undefined), the second condition must be observed. This allows **COMMON**
 2 variables to work properly through the customary strategy of putting identical declarations
 3 in each scoping unit that needs to use them, while allowing the processor arrangements to
 4 which they may be mapped to depend on the value returned by **NUMBER_OF_PROCESSORS**.
 5 (See section 3.8 for further information on mapping common variables.)

6
 7 *Advice to implementors.* It may be desirable to have a way for the user to spec-
 8 ify at compile time the number of physical processors on which the program is to
 9 be executed. This might be specified either by an implementation-dependent direc-
 10 tive, for example, or through the programming environment (for example, as a UNIX
 11 command-line argument). Such facilities are beyond the scope of the HPF specifica-
 12 tion, but as food for thought we offer the following illustrative hypothetical examples:

```
13
14     !Declaration for multiprocessor by ABC Corporation
15     !ABC$ PHYSICAL PROCESSORS(8)
16     !Declaration for mpp by XYZ Incorporated
17     !XYZ$ PHYSICAL PROCESSORS(65536)
18     !Declaration for hypercube machine by PDQ Limited
19     !PDQ$ PHYSICAL PROCESSORS(2,2,2,2,2,2,2,2,2,2)
20     !Declaration for two-dimensional grid machine by TLA GmbH
21     !TLA$ PHYSICAL PROCESSORS(128,64)
22     !One of the preceding might affect the following:
23     !HPF$ PROCESSORS P(NUMBER_OF_PROCESSORS())
```

24
 25 It may furthermore be desirable to have a way for the user to specify the precise
 26 mapping of the processor arrangement declared in a **PROCESSORS** statement to the
 27 physical processors of the executing hardware. Again, this might be specified either
 28 by a implementation-dependent directive or through the programming environment
 29 (for example, as a UNIX command-line argument); such facilities are beyond the scope
 30 of the HPF specification, but as food for thought we offer the following illustrative
 31 hypothetical example:

```
32
33     !PDQ$ PHYSICAL PROCESSORS(2,2,2,2,2,2,2,2,2,2,2,2)
34     !HPF$ PROCESSORS G(8,64,16)
35     !PDQ$ MACHINE LAYOUT G(:GRAY(0:2),:GRAY(6:11),:BINARY(3:5,12))
```

36
 37 This might specify that the first dimension of **G** should use hypercube axes 0, 1, 2 with
 38 a Gray-code ordering; the second dimension should use hypercube axes 6 through 11
 39 with a Gray-code ordering; and the third dimension should use hypercube axes 3, 4,
 40 5, and 12 with a binary ordering. (*End of advice to implementors.*)

41 3.7 The TEMPLATE Directive

42
 43 The **TEMPLATE** directive declares one or more templates, specifying for each the name, the
 44 rank (number of dimensions), and the extent in each dimension. It must appear in the
 45 *specification-part* of a scoping unit.
 46

47 In the language of F95:14.1.2 in the Fortran standard, templates are local entities of
 48 class (1); therefore a template may not have the same name as a variable, named constant,

internal procedure, etc., in the same scoping unit. Template names obey the rules for host and use association as other names in the list in F95:12.1.2.2.1 in the Fortran standard.

A template declared in a module has the default accessibility of the module.

Rationale. Because the name of a template is not a first-class entity in HPF, but must appear only in directives, it cannot appear in an *access-stmt* (**PRIVATE** or **PUBLIC**). If directives ever become full-fledged Fortran statements rather than structured comments, then it would be appropriate to allow the accessibility of a template to be controlled by listing its name in an *access-stmt*. (*End of rationale.*)

A template is simply an abstract space of indexed positions; it can be considered as an “array of nothings” (as compared to an “array of integers,” say). A template may be used as an abstract *align-target* that may then be distributed.

```
H331 template-directive           is  TEMPLATE template-decl-list
H332 template-decl              is  template-name [ ( explicit-shape-spec-list ) ]
```

Examples:

```
!HPF$ TEMPLATE A(N)
!HPF$ TEMPLATE B(N,N), C(N,2*N)
!HPF$ TEMPLATE DOPEY(100,100),SNEEZY(24),GRUMPY(17,3,5)
```

If the “:” syntax is used, then the declared templates may optionally be distributed in the same *combined-directive*. In this case all templates declared by the directive must have the same rank so that the **DISTRIBUTE** attribute will be meaningful. The **DIMENSION** attribute may also be used.

```
!HPF$ TEMPLATE, DISTRIBUTE(BLOCK,*) :: &
!HPF$                                WHINEY(64,64),MOPEY(128,128)
!HPF$ TEMPLATE, DIMENSION(91,91) :: BORED,WHEEZY,PERKY
```

Templates are useful in the particular situation where one must align several arrays relative to one another but there is no need to declare a single array that spans the entire index space of interest. For example, one might want four $N \times N$ arrays aligned to the four corners of a template of size $(N + 1) \times (N + 1)$:

```
!HPF$ TEMPLATE, DISTRIBUTE(BLOCK, BLOCK) :: EARTH(N+1,N+1)
      REAL, DIMENSION(N,N) :: NW, NE, SW, SE
!HPF$ ALIGN NW(I,J) WITH EARTH( I , J )
!HPF$ ALIGN NE(I,J) WITH EARTH( I ,J+1)
!HPF$ ALIGN SW(I,J) WITH EARTH(I+1, J )
!HPF$ ALIGN SE(I,J) WITH EARTH(I+1,J+1)
```

Templates may also be useful in making assertions about the mapping of dummy arguments (see Section 4).

Unlike arrays, templates cannot be in **COMMON**. So two templates declared in different scoping units will always be distinct, even if they are given the same name. The only way for two program units to refer to the same template is to declare the template in a module that is then used by the two program units.

1 Templates are not passed through the subprogram argument interface. The template
 2 to which a dummy argument is aligned is always distinct from the template to which the
 3 actual argument is aligned, though it may be a copy (see section 4.4.2). On exit from a
 4 subprogram, an HPF implementation arranges that the actual argument is aligned with the
 5 same template with which it was aligned before the call.

6 Returning from a subprogram causes all templates declared local to that subprogram
 7 to become undefined. It is not HPF-conforming for any variable to be aligned to a template
 8 at the time the template becomes undefined unless at least one of two conditions holds:

- 9 • The variable itself becomes undefined at the same time by virtue of returning from
 10 the subprogram.
- 11 • Whenever the subprogram is called, the template is always locally defined in the same
 12 way, with identical lower bounds, identical upper bounds, and identical distribution
 13 information (if any) onto identically defined processor arrangements (see section 3.6).

14 *Rationale.* Note that this second condition is slightly less stringent than requir-
 15 ing all expressions to be constant. This allows calls to `NUMBER_OF_PROCESSORS` or
 16 `PROCESSORS_SHAPE` to appear without violating the condition. (*End of rationale.*)

17 Variables in `COMMON` or having the `SAVE` attribute may be mapped to a locally declared
 18 template, but because the first condition cannot hold for such variable (they don't become
 19 undefined), the second condition must be observed.

20 3.8 Storage and Sequence Association

21 HPF allows the mapping of data objects across multiple processors in order to improve
 22 parallel performance. Fortran specifies relationships between the storage for data objects
 23 associated through `COMMON` and `EQUIVALENCE` statements, and the order of array elements
 24 during association at procedure boundaries between actual arguments and dummy argu-
 25 ments. Otherwise, the location of data is not constrained by the language.

26 `COMMON` and `EQUIVALENCE` statements constrain the alignment of different data items
 27 based on the underlying model of storage units and storage sequences:

28 *Storage association is the association of two or more data objects that occurs
 29 when two or more storage sequences share or are aligned with one or more storage
 30 units.*

31 — Fortran Standard (F95:14.6.3.1)

32 The model of storage association is a single linearly addressed memory, based on the tradi-
 33 tional single address space, single memory unit architecture. This model can cause severe
 34 inefficiencies on architectures where storage for data objects is mapped.

35 Sequence association refers to the order of array elements that Fortran requires when
 36 an array expression or array element is associated with a dummy array argument:

37 *The rank and shape of the actual argument need not agree with the rank and
 38 shape of the dummy argument, ...*

39 — Fortran Standard (F95:12.4.1.4)

As with storage association, sequence association is a natural concept only in systems with a linearly addressed memory.

As an aid to porting FORTRAN 77 codes, HPF allows codes that rely on sequence and storage association to be valid in HPF. Some modification to existing FORTRAN 77 codes may nevertheless be necessary. This section explains the relationship between HPF data mapping and sequence and storage association.

3.8.1 Storage Association

3.8.1.1 Definitions

1. **COMMON** blocks are either *sequential* or *nonsequential*, as determined by either explicit directive or compiler default. A sequential **COMMON** block has a single common block storage sequence (F95:5.5.2.1).

2. An *aggregate variable group* is a collection of variables whose individual storage sequences are parts of a single storage sequence.

Variables associated by **EQUIVALENCE** statements or by a combination of **EQUIVALENCE** and **COMMON** statements form an aggregate variable group. The variables of a sequential **COMMON** block form a single aggregate variable group.

3. The *size* of an aggregate variable group is the number of storage units in the group's storage sequence (F95:14.6.3.1).

4. Data objects are either *sequential* or *nonsequential*. A data object is *sequential* if and only if any of the following holds:

- (a) it appears in a sequential **COMMON** block;
- (b) it is a member of an aggregate variable group;
- (c) it is an assumed-size array;
- (d) its type is a sequence type;
- (e) it is a subobject of a sequential data object; or
- (f) it is declared to be sequential in an HPF **SEQUENCE** directive.

A sequential object can be storage associated or sequence associated; nonsequential objects cannot.

5. A **COMMON** block contains a sequence of *components*. Each component is either an aggregate variable group, or a variable that is not a member of any aggregate variable group. A sequential **COMMON** block contains a single component. A nonsequential **COMMON** block may contain several components each of which may be a sequential variable, an aggregate variable group, or a nonsequential variable.

3.8.1.2 Examples of Definitions

!Example 1:

```
COMMON /FOO/ A(100), B(100), C(100), D(100), E(100)
DIMENSION X(100), Y(150), Z(200)
EQUIVALENCE ( A(1), Z(1) )
```

```

1      !Four components: (A, B), C, D, E
2      !Sizes are: 200, 100, 100, 100
3
4      !Example 2:
5          COMMON /FOO/ A(100), B(100), C(100), D(100), E(100)
6          DIMENSION X(100), Y(150), Z(200)
7          EQUIVALENCE ( A(51), X(1) ) ( B(100), Y(1) )
8      !Two components (A, B, C, D), E
9      !Sizes are: 400, 100
10
11     !Example 3:
12         COMMON /FOO/ A(100), B(100), C(100), D(100), E(100)
13         DIMENSION X(100), Y(150), Z(200)
14     !HPF$ SEQUENCE /FOO/
15     !The COMMON has one component, (A, B, C, D, E)
16     !Size is 500

```

The `COMMON` block `/FOO/` is nonsequential in Examples 1 and 2. Aggregate variable groups are shown as components in parentheses.

3.8.2 The `SEQUENCE` Directive

A `SEQUENCE` directive is defined to allow a user to declare explicitly that data objects or `COMMON` blocks are to be treated by the compiler as sequential. (`COMMON` blocks are by default nonsequential. Data objects are nonsequential unless Definition 4 of Section 3.8 applies.) Some implementations may supply an optional compilation environment where the `SEQUENCE` directive is applied by default. For completeness in such an environment, HPF defines a `NO SEQUENCE` directive to allow a user to establish that the usual nonsequential default should apply to a scoping unit or to selected data objects and `COMMON` blocks within the scoping unit.

```

31 H333 sequence-directive           is SEQUENCE [ [ :: ] association-name-list ]
32                                     or NO SEQUENCE [ [ :: ] association-name-list ]
33
34 H334 association-name             is object-name
35                                     or / [ common-block-name ] /

```

Constraint: An object name or `COMMON` block name may appear at most once in a *sequence-directive* within any scoping unit.

Constraint: Only one sequence directive with no *association-name-list* is permitted in the same scoping unit.

A sequential pointer can be associated only with sequential objects. A nonsequential pointer can be associated only with nonsequential objects.

3.8.2.1 Storage Association Rules

1. A *sequence-directive* with an empty *association-name-list* is treated as if it contained the names of all implicitly mapped objects and `COMMON` blocks in the scoping unit that

cannot otherwise be determined to be sequential or nonsequential by their language context.

2. A sequential object may not be explicitly mapped.
3. No explicit mapping may be given for a component of a derived type having the Fortran **SEQUENCE** attribute. Note that this rule is applicable only under the approved extensions since components of derived types cannot be explicitly mapped in HPF.
4. If a **COMMON** block is nonsequential, then all of the following must hold:
 - (a) Every occurrence of the **COMMON** block has exactly the same number of components with each corresponding component having a storage sequence of exactly the same size;
 - (b) If a component is a nonsequential variable in *any* occurrence of the **COMMON** block, then it must be nonsequential with identical type, shape, and mapping attributes in *every* occurrence of the **COMMON** block; and
 - (c) Every occurrence of the **COMMON** block must be nonsequential.

3.8.2.2 Storage Association Discussion

Advice to users. Under these rules, variables in a **COMMON** block can be mapped as long as the components of the **COMMON** block are the same in every scoping unit that declares the **COMMON** block.

Correct Fortran programs will not necessarily be correct without modification in HPF. The use of **EQUIVALENCE** with **COMMON** blocks can impact the mappability of data objects in subtle ways. To allow maximum optimization for performance, the HPF default for data objects is to consider them mappable. In order to get correct separate compilation for subprograms that use **COMMON** blocks with different aggregate variable groups in different scoping units, it will be necessary to insert the HPF **SEQUENCE** directive.

As a check-list for a user to determine the status of a data object or **COMMON** block, the following questions can be applied, in order:

- Does the object appear in some explicit language context which dictates that the object be sequential (e.g. **EQUIVALENCE**) or nonsequential?
- If not, does the object appear in an explicit mapping directive?
- If not, does the object or **COMMON** block name appear in the list of names on a **SEQUENCE** or **NO SEQUENCE** directive?
- If not, does the scoping unit contain a nameless **SEQUENCE** or **NO SEQUENCE**?
- If not, is the compilation affected by some special implementation-dependent environment which dictates that names default to **SEQUENCE**?
- If not, then the compiler will consider the object or **COMMON** block name non-sequential and is free to apply data mapping optimizations that disregard Fortran sequence and storage association.

(End of advice to users.)

1 *Advice to implementors.* In order to protect the user and to facilitate portability
2 of older codes, two implementation options are strongly recommended. First, every
3 implementation should supply some mechanism to verify that the type and shape of
4 every mappable array and the sizes of aggregate variable groups in **COMMON** blocks are
5 the same in every scoping unit unless the **COMMON** blocks are declared to be sequential.
6 This same check should also verify that identical mappings have been selected for
7 the variables in **COMMON** blocks. Implementations without interprocedural information
8 can use a link-time check. The second implementation option recommended is a
9 mechanism to declare that data objects and **COMMON** blocks for a given compilation
10 should be considered sequential unless declared otherwise. The purpose of this feature
11 is to permit compilation of large old libraries or subprograms where storage association
12 is known to exist without requiring that the code be modified to apply the HPF
13 **SEQUENCE** directive to every **COMMON** block. (*End of advice to implementors.*)
14
15
16
17
18
19
20
21
22
23
24
25
26
27
28
29
30
31
32
33
34
35
36
37
38
39
40
41
42
43
44
45
46
47
48

1
2
3
4
5
6
7
8
9
10
11
12
13
14
15
16
17
18
19
20
21
22
23
24
25
26
27
28
29
30
31
32
33
34
35
36
37
38
39
40
41
42
43
44
45
46
47
48

1
2
3
4
5
6 **Section 4**
7

8
9
10 **Data Mapping in**
11 **Subprogram Interfaces**
12
13
14
15

16 *In this Section, phrases such as “the caller must pass...” are constraints on the imple-*
17 *mentation (i.e., on the generated code produced by the compiler), not on the source code*
18 *produced by the programmer.*
19

20 **4.1 Introduction**
21

22 *This introduction gives an overview of the ways in which mapping directives interact with*
23 *argument passing to subprograms. The language used here, however, is not definitive; the*
24 *subsequent subsections of this Section contain the authoritative rules.*
25

26 In addition to the data mapping features described in Section 3, HPF allows a number
27 of options for describing the mapping of dummy arguments.

28 The mapping of each such dummy argument may be related to the mapping of its
29 associated actual argument in the calling main program or procedure (the “caller”) in
30 several different ways. To allow for this, mapping directives applied to dummy arguments
31 can have three different syntactic forms: *prescriptive*, *descriptive*, and *transcriptive*.

32 HPF provides these three forms to allow the programmer either to specify that the data
33 is to be left in place, or to specify that during the execution of the call the data must be
34 automatically remapped into a new and presumably more efficient mapping for the duration
35 of the execution of the called subprogram.
36

37 The meaning of these forms is as follows:

38 **prescriptive** The directive describes the mapping of the dummy argument. However, the
39 actual argument need not have this mapping. *If it does not*, it is the responsibility of
40 the compiler to generate code to remap the argument as specified, and to restore the
41 original mapping on exit. This code may be generated either in the caller or in the
42 called subprogram; the requirements for explicit interfaces in Section 4.6 insure that
43 the necessary information will be available at compile time to perform the mapping
44 in either place.

45 Prescriptive directives are syntactically identical to directives occurring elsewhere in
46 the program. For instance, if A is a dummy argument,

47
48 `!HPF$ DISTRIBUTE A (BLOCK, CYCLIC)`

is a prescriptive directive.

descriptive Descriptive syntax has exactly the same meaning as prescriptive syntax, except that in addition it amounts to a weak assertion by the programmer that the actual argument requires no remapping.

The assertion is characterized as “weak” because if it is false, the program is still standard-conforming. In such a case, the compiler must generate the appropriate remapping.

If the compiler can prove that the assertion is false, or if the compiler cannot verify that it is true, it may issue a warning or informational diagnostic message.

Advice to users. The purpose of descriptive, as opposed to prescriptive, directives is simply to provide a possible way for the compiler to report information to the programmer that may be useful in program development and debugging. Note that any diagnostic message that may be produced as a result of the use of descriptive directives is not a portable feature of this language. In particular, there are instances in which no remapping is needed but where this fact would be impossible or highly non-trivial for a compiler to ascertain. Different compilers may well emit messages in different circumstances; and there is no requirement that any such messages be emitted at all. (*End of advice to users.*)

Descriptive directives look like prescriptive directives, except that an asterisk precedes the description. For instance,

```
!HPF$ DISTRIBUTE A *(BLOCK, CYCLIC)
```

is a descriptive directive.

transcriptive The mapping is unspecified. The called subprogram must accept the mapping of the argument as it is passed. Of course this means that (the implementation of) the caller must pass this mapping information at run-time.

Transcriptive directives are written with a single asterisk for distributions and processor arrangements; for instance

```
!HPF$ DISTRIBUTE A *
!HPF$ DISTRIBUTE B * ONTO *
```

are transcriptive directives. The **INHERIT** directive (see Section 4.4.2) is used to specify a transcriptive alignment.

Both distribution formats and processor arrangements can be specified prescriptively, descriptively, or transcriptively. Alignment is more complicated, because of the need to specify the template with which the dummy is aligned. This template may be unspecified (in this case of course there is no **ALIGN** directive), in which case it is the *natural template* of the dummy. (“Natural template” is defined in Section 4.4.1 below.) Otherwise, one of the following disjoint possibilities must be true:

- The template is explicitly specified by a prescriptive **ALIGN** directive.

- 1 • The template is explicitly specified by a descriptive `ALIGN` directive.
- 2
- 3 • The template is *inherited*. This is specified by giving the dummy the `INHERIT` attribute
- 4 (described in Section 4.4.2 below). This implicitly specifies the template to be a copy
- 5 of the template with which the corresponding actual argument is ultimately aligned;
- 6 further, the alignment of the dummy with that template is the same as that of the
- 7 corresponding actual. This is, in effect, a transcriptive form of alignment.
- 8

9 This is restated more precisely in Section 4.4.1 below.

10

11 *Advice to users.* Although it is possible to write some combinations of mapping

12 directives that are partially prescriptive and partially transcriptive, for instance, there

13 is probably no virtue in doing so. The point of these directives is to enable the

14 compiler to handle any necessary remapping correctly and efficiently. Now remapping

15 can happen for one or more of the following reasons:

- 16
- 17 • to make the alignment of the actual and the dummy agree;
- 18 • to make the distribution of the actual and the dummy agree;
- 19 • to make the processor arrangement of the actual and the dummy agree.
- 20

21 For most machines, there is no real difference in the cost of remapping for any of these

22 reasons. It is therefore a better practice (for readability, at least) to make a mapping

23 either purely transcriptive, purely prescriptive, or purely descriptive.

24

25 While transcriptive mappings can be useful in writing libraries, they impose a run-

26 time cost on the subprogram. They should therefore be avoided in normal user code.

27 (*End of advice to users.*)

28

29 4.2 What Remapping Is Required and Who Does It

30

31 If there is an explicit interface for the called subprogram and that interface contains pre-

32 scriptive or descriptive mapping directives for a dummy argument, and if a remapping of

33 the corresponding actual argument is necessary, the call should proceed as if the data were

34 copied to a temporary variable to match the mapping of the dummy argument as expressed

35 by the directives in the explicit interface. The template of the dummy will then be as

36 declared in the interface.

37 If there is no explicit interface, then no remapping will be necessary; this is a conse-

38 quence of the requirements in Section 4.6.

39 The reader should note that for reasons of brevity, not all such required explicit inter-

40 faces are included in the code fragments in this Section.

41 An overriding principle is that *any remapping of arguments is not visible to the caller*.

42 That is, when the subprogram returns and the caller resumes execution, all objects accessible

43 to the caller after the call are mapped exactly as they were before the call. It is not possible

44 for a procedure to change the mapping of any object in a manner visible to its caller.

45

46

47 *Advice to users.* Some Approved Extensions relax this restriction; see for instance

48 Sections 8.6 and 8.8. (*End of advice to users.*)

⇓

4.3 Distributions and Processor Arrangements

In a `DISTRIBUTE` directive where every *distribee* is a dummy argument, either the *dist-format-clause* or the *dist-target*, or both, may begin with, or consist of, an asterisk.

- Without an asterisk, a *dist-format-clause* or *dist-target* is prescriptive; the clause describes a distribution and constitutes a request of the language processor to make it so. This might require (the implementation of) either the caller or the called subprogram to remap or copy the actual argument on entry at run time in order to satisfy the requested distribution for the dummy.
- Starting with an asterisk, a *dist-format-clause* or *dist-target* is descriptive. Such a directive is equivalent in every respect to a prescriptive directive, except that if the compiler cannot verify that no remapping of the actual is required, it may issue a diagnostic message to that effect. See Section 4.1 for further information on this point.
- Consisting of only an asterisk, a *dist-format-clause* or *dist-target* is transcriptive; the clause says nothing about the distribution but constitutes a request to the language processor to copy that aspect of the distribution from that of the actual argument. (The intent is that if the argument is passed by reference, no movement of the data will be necessary at run time.)

It is possible that, in a single `DISTRIBUTE` directive, the *dist-format-clause* might have an asterisk but not the *dist-target*, or vice versa.

4.3.1 Examples

These examples of `DISTRIBUTE` directives for dummy arguments illustrate the various combinations:

```
!HPF$ DISTRIBUTE URANIA (CYCLIC) ONTO GALILEO
```

The language processor should do whatever it takes to cause `URANIA` to have a `CYCLIC` distribution on the processor arrangement `GALILEO`.

```
!HPF$ DISTRIBUTE POLYHYMNIA * ONTO ELVIS
```

The language processor should do whatever it takes to cause `POLYHYMNIA` to be distributed onto the processor arrangement `ELVIS`, using whatever distribution format it currently has (which might be on some other processor arrangement).

```
!HPF$ DISTRIBUTE THALIA *(CYCLIC) ONTO *FLIP
```

The language processor should do whatever it takes to cause `THALIA` to have a `CYCLIC` distribution on the processor arrangement `FLIP`; the programmer believes that the actual is already distributed in this fashion and that no remapping is required.

```
!HPF$ DISTRIBUTE EUTERPE (CYCLIC) ONTO *
```

The language processor should do whatever it takes to cause `EUTERPE` to have a `CYCLIC` distribution onto whatever processor arrangement the actual was distributed onto.

1 !HPF\$ DISTRIBUTE ERATO * ONTO *

2 The mapping of ERATO should not be changed from that of the actual argument.

3 Note that DISTRIBUTE ERATO * ONTO * does not mean the same thing as

4
5 !HPF\$ DISTRIBUTE ERATO (*) ONTO *

6
7 This latter means: distribute ERATO * (that is, on-processor) onto whatever processor ar-
8 rangement the actual was distributed onto. The processor arrangement is necessarily scalar
9 in this case.

10 11 4.3.2 What Happens When a Clause Is Omitted

12 One may omit either the *dist-format-clause* or the *dist-onto-clause* for a dummy argument.
13 This is understood as follows:

14 If the dummy argument has the INHERIT attribute (see Section 4.4.2), then no distri-
15 bution directive is allowed in any case: the distribution as well as the alignment is inherited
16 from the actual argument.

17 In any other case in which distribution information is omitted, the compiler may choose
18 the distribution format or a target processor arrangement arbitrarily.

19 Here are two examples:

20
21 !HPF\$ DISTRIBUTE WHEEL_OF_FORTUNE *(CYCLIC)

22
23 The programmer believes that the actual argument corresponding to the dummy argument
24 WHEEL_OF_FORTUNE is already distributed CYCLIC. The compiler should insure that the map-
25 ping of the passed data is in fact CYCLIC, and remap it if necessary if it is not. It may in
26 addition be remapped onto some other processor arrangement, but there is no reason to;
27 most likely the programmer would be surprised if such a remapping occurred.

28
29 !HPF\$ DISTRIBUTE ONTO *TV :: DAVID_LETTERMAN

30 The programmer believes that the actual argument corresponding to the dummy argument
31 DAVID_LETTERMAN is already distributed onto TV in some fashion. The compiler should
32 insure that this is so, and make it so if it is not. The distribution format may be changed
33 as long as DAVID_LETTERMAN is kept on TV. (Note that this declaration must be made in
34 attributed form; the statement form

35
36 !HPF\$ DISTRIBUTE DAVID_LETTERMAN ONTO *TV !Nonconforming

37 does not conform to the syntax for a DISTRIBUTE directive.)

38 39 4.4 Alignment

40 41 4.4.1 The Template of the Dummy Argument

42 Here we describe precisely how to determine the template with which the dummy argument
43 is ultimately aligned:

44 Templates are not passed through the subprogram argument interface. A dummy
45 argument and its corresponding actual argument may be aligned to the same template only
46 if that template is accessible in both the caller and the called subprogram either through
47 host association or use association. In any other case, the template with which a dummy
48

argument is aligned is always distinct from the template with which the actual argument is aligned, though it may be a copy (see Section 4.4.2). On exit from a procedure, an HPF implementation arranges that the actual argument is aligned with the same template with which it was aligned before the call.

The template of the dummy argument is arrived at in one of three ways:

- If the dummy argument appears explicitly as an *alignee* in an **ALIGN** directive, its template is the *align-target* if the *align-target* is a template; otherwise its template is the template with which the *align-target* is ultimately aligned.
- If the dummy argument is not explicitly aligned and does not have the **INHERIT** attribute (described in Section 4.4.2 below), then the template has the same shape and bounds as the dummy argument; this is called the *natural template* for the dummy. (Thus, all the examples in Section 4.3 use the natural template.)
- If the dummy argument is not explicitly aligned and does have the **INHERIT** attribute, then the template is “inherited” from the actual argument according to the following rules:
 - If the actual argument is a whole array, the template of the dummy is a copy of the template with which the actual argument is ultimately aligned.
 - If the actual argument is an array section of array *A* where no subscript is a vector subscript, then the template of the dummy is a copy of the template with which *A* is ultimately aligned.
 - If the actual argument is any other expression, the shape and distribution of the template may be chosen arbitrarily by the language processor (and therefore the programmer cannot know anything *a priori* about its distribution).

In all of these cases, we say that the dummy has an *inherited template*.

4.4.2 The **INHERIT** Directive

The **INHERIT** directive specifies that a dummy argument should be aligned to a copy of the template of the corresponding actual argument in the same way that the actual argument is aligned.

H401 *inherit-directive* **is** **INHERIT** *inheritee-list*

H402 *inheritee* **is** *object-name*

Constraint: An *inheritee* must be a dummy argument.

Constraint: An *inheritee* must not be an *alignee*.

Constraint: An *inheritee* must not be a *distributee*.

Advice to users. The first of these three constraints is relaxed for pointers under the approved extensions (see Section 8.8). (*End of advice to users.*)

1 The `INHERIT` directive causes the named subprogram dummy arguments to have the
 2 `INHERIT` attribute. Only dummy arguments may have the `INHERIT` attribute. An object
 3 must not have both the `INHERIT` attribute and the `ALIGN` attribute. An object must not
 4 have both the `INHERIT` attribute and the `DISTRIBUTE` attribute. The `INHERIT` directive
 5 may appear only in a *specification-part* of a scoping unit.

6 The `INHERIT` attribute specifies that the template for a dummy argument should be
 7 inherited, by making a copy of the template of the actual argument. Moreover, no other
 8 explicit mapping directive may appear for an argument with the `INHERIT` attribute: the
 9 `INHERIT` attribute implies a distribution of `DISTRIBUTE * ONTO *` for the inherited tem-
 10 plate. Thus, the net effect is to tell the compiler to leave the data exactly where it is,
 11 and not attempt to remap the actual argument. The dummy argument will be mapped
 12 in exactly the same manner as the actual argument; the subprogram must be compiled in
 13 such a way as to work correctly no matter how the actual argument may be mapped onto
 14 abstract processors.

15 Note that if `A` is an array dummy argument, the directive

```
16 !HPF$ INHERIT A
```

17 is more general than

```
18 !HPF$ DISTRIBUTE A * ONTO *
```

19 for the following reason: The `INHERIT` directive states that the (inherited) template with
 20 which `A` is aligned is distributed `* ONTO *`, but that `A` may be aligned in some non-trivial
 21 manner with that template. On the other hand, the `DISTRIBUTE` directive states that `A` is
 22 aligned trivially with its natural template, which in turn is distributed `* ONTO *`.

23 For example, the following code is not permitted:

```
24 !HPF$ PROCESSORS P(2)
25     REAL, DIMENSION(100) :: A
26 !HPF$ DISTRIBUTE (BLOCK) ONTO P :: A
27
28     CALL FOO(A(1:50))
29
30     ...
31
32     SUBROUTINE FOO(D)
33     REAL, DIMENSION(50) :: D
34 !HPF$ DISTRIBUTE D *                ! Nonconforming
```

35 The transcriptive distribution for `D` is nonconforming because the natural template for `D` is
 36 not distributed `BLOCK`. On the other hand, it would be correct to replace the illegal directive
 37 by

```
38 !HPF$ INHERIT D
```

4.4.2.1 Examples

39 Here is a straightforward example of the use of `INHERIT`:

```

REAL DOUGH(100)
!HPF$ DISTRIBUTE DOUGH(BLOCK(10))
CALL PROBATE( DOUGH(7:23:2) )
...
SUBROUTINE PROBATE(BREAD)
REAL BREAD(9)
!HPF$ INHERIT BREAD

```

The inherited template of `BREAD` has shape `[100]`; element `BREAD(I)` is aligned with element `5 + 2*I` of the inherited template, and that template has a `BLOCK(10)` distribution.

More complicated examples can easily be constructed. It is important to bear in mind that the rank of the inherited template may be different from the rank of the dummy, and it might even be different from the rank of the actual. For instance, one might have a program containing the following:

```

REAL A(100,100)
!HPF$ TEMPLATE T(100,100,100)
!HPF$ DISTRIBUTE T(BLOCK,CYCLIC,*)
!HPF$ ALIGN A(I,J) with T(J,3,I)
CALL SUBR(A(:,7))
...
SUBROUTINE SUBR(D)
REAL D(100)
!HPF$ INHERIT D

```

In this case, the dummy `D` has rank 1. It corresponds to a 1-dimensional section of a 2-dimensional actual `A`, which in turn is aligned with a 2-dimensional section of a 3-dimensional template `T`. The template of `D` is a copy of this three-dimensional template. `D` is aligned with the section `(7, 3, :)` of this inherited template. Thus, the “visible” dimension of the dummy `D` is distributed `*`, although if the call statement had been

```
CALL SUBR(A(7,:))
```

for instance, the “visible” dimension of the dummy would be distributed `BLOCK`.

4.4.3 Descriptive `ALIGN` Directives

The presence or absence of an asterisk at the start of an *align-spec* has the same meaning as in a *dist-format-clause*: it specifies whether the `ALIGN` directive is descriptive or prescriptive, respectively.

If an *align-spec* that does not begin with `*` is applied to a dummy argument, the meaning is that the dummy argument will be forced to have the specified alignment on entry to the subprogram. This may require (the implementation of) either the caller or the subprogram to temporarily remap the data of the actual argument or a copy thereof.

Note that a dummy argument may also be used as an *align-target*.

```

SUBROUTINE NICHOLAS(TSAR,CZAR)
REAL, DIMENSION(1918) :: TSAR,CZAR
!HPF$ INHERIT :: TSAR
!HPF$ ALIGN WITH TSAR :: CZAR

```


1 In this example the first dummy argument, `TSAR`, remains aligned with the correspond-
 2 ing actual argument, while the second dummy argument, `CZAR`, is forced to be aligned with
 3 the first dummy argument. If the two actual arguments are already aligned, no remapping
 4 of the data will be required at run time. If they are not, some remapping will take place.

5 If the *align-spec* begins with “*”, then the *alignee* must be a dummy argument. The “*”
 6 indicates that the programmer believes that the actual argument already has the specified
 7 alignment, and that no action to remap it is required at run time. (As before, there is
 8 no requirement that the programmer’s belief is correct, and the compiler must generate a
 9 remapping if one appears to be necessary, just as in the case of a prescriptive alignment.)
 10 For example, if in the above example the alignment directive were changed to

```
11
12 !HPF$ ALIGN WITH *TSAR :: CZAR
```

13
 14 then the programmer is expressing a belief that no remapping of the actual argument
 15 corresponding to `TSAR` will be necessary.

16 It is not permitted to say simply “ALIGN WITH *”; an *align-target* must follow the
 17 asterisk. (The proper way to say “accept any alignment” is `INHERIT`.)

18 If a dummy argument has no explicit `ALIGN` or `DISTRIBUTE` attribute, then the compiler
 19 provides an implicit alignment and distribution specification, one that could have been
 20 described explicitly without any “assertion asterisks”.

21 22 4.4.3.1 Example

23
 24 If the `INHERIT` directive is not used, explicit alignment of a dummy argument may be
 25 necessary to insure that no remapping takes place at the subprogram boundary. Here is an
 26 example:

```
27 LOGICAL FRUG(128)
28 !HPF$ PROCESSORS DANCE_FLOOR(16)
29 !HPF$ DISTRIBUTE (BLOCK) ONTO DANCE_FLOOR::FRUG
30 CALL TERPSICHORE(FRUG(1:40:3))
31
```

32
 33 The array section `FRUG(1:40:3)` is mapped onto abstract processors in the following
 34 manner:

| | 1 | 2 | 3 | 4 | 5 | 6 | 7 | 8 | 9 | 10 | 11 | 12 | 13 | 14 | 15 | 16 |
|---|---|----|----|----|----|---|---|---|---|----|----|----|----|----|----|----|
| 1 | | | | 25 | | | | | | | | | | | | |
| | | 10 | | | 34 | | | | | | | | | | | |
| | | | 19 | | | | | | | | | | | | | |
| 4 | | | | 28 | | | | | | | | | | | | |
| | | 13 | | | 37 | | | | | | | | | | | |
| | | | 22 | | | | | | | | | | | | | |
| 7 | | | | 31 | | | | | | | | | | | | |
| | | 16 | | | 40 | | | | | | | | | | | |

47
 48 Suppose first that the interface to the subroutine `TERPSICHORE` looks like this:

```

SUBROUTINE TERPSICHORE(FOXTROT)
LOGICAL FOXTROT(:)
!HPF$ INHERIT FOXTROT

```

The template of FOXTROT is a copy of the 128 element template of the whole array FRUG. The template is mapped like this:

| 1 | 2 | 3 | 4 | 5 | 6 | 7 | 8 | 9 | 10 | 11 | 12 | 13 | 14 | 15 | 16 |
|---|----|----|----|----|----|----|----|----|----|----|----|-----|-----|-----|-----|
| 1 | 9 | 17 | 25 | 33 | 41 | 49 | 57 | 65 | 73 | 81 | 89 | 97 | 105 | 113 | 121 |
| 2 | 10 | 18 | 26 | 34 | 42 | 50 | 58 | 66 | 74 | 82 | 90 | 98 | 106 | 114 | 122 |
| 3 | 11 | 19 | 27 | 35 | 43 | 51 | 59 | 67 | 75 | 83 | 91 | 99 | 107 | 115 | 123 |
| 4 | 12 | 20 | 28 | 36 | 44 | 52 | 60 | 68 | 76 | 84 | 92 | 100 | 108 | 116 | 124 |
| 5 | 13 | 21 | 29 | 37 | 45 | 53 | 61 | 69 | 77 | 85 | 93 | 101 | 109 | 117 | 125 |
| 6 | 14 | 22 | 30 | 38 | 46 | 54 | 62 | 70 | 78 | 86 | 94 | 102 | 110 | 118 | 126 |
| 7 | 15 | 23 | 31 | 39 | 47 | 55 | 63 | 71 | 79 | 87 | 95 | 103 | 111 | 119 | 127 |
| 8 | 16 | 24 | 32 | 40 | 48 | 56 | 64 | 72 | 80 | 88 | 96 | 104 | 112 | 120 | 128 |

FOXTROT(I) is aligned with element $3*I-2$ of the template.

Suppose, on the other hand, that the interface to TERPSICHORE were to look like this instead:

```

SUBROUTINE TERPSICHORE(FOXTROT)
LOGICAL FOXTROT(:)
!HPF$ DISTRIBUTE FOXTROT(BLOCK)

```

In this case, the template of FOXTROT is its natural template; it has the same size 14 as FOXTROT itself. The actual argument, FRUG(1:40:3) is mapped to the 16 processors in this manner:

| Abstract processor | Elements of FRUG |
|--------------------|------------------|
| 1 | 1, 2, 3 |
| 2 | 4, 5, 6 |
| 3 | 7, 8 |
| 4 | 9, 10, 11 |
| 5 | 12, 13, 14 |
| 6-16 | none |

That is, the original positions (in the template of the actual argument) of the elements of the dummy are as follows:

| | | | | | | | | | | | | | | | | |
|---|---|---|---|----|----|---|---|---|---|----|----|----|----|----|----|----|
| | 1 | 2 | 3 | 4 | 5 | 6 | 7 | 8 | 9 | 10 | 11 | 12 | 13 | 14 | 15 | 16 |
| 1 | 1 | | | 9 | | | | | | | | | | | | |
| | | 4 | | | 12 | | | | | | | | | | | |
| | | | 7 | | | | | | | | | | | | | |
| 2 | | | | 10 | | | | | | | | | | | | |
| | | 5 | | | 13 | | | | | | | | | | | |
| | | | 8 | | | | | | | | | | | | | |
| 3 | | | | 11 | | | | | | | | | | | | |
| | | 6 | | | 14 | | | | | | | | | | | |

This layout (3 elements on the first processor, 3 on the second, 2 on the third, 3 on the fourth, ...) cannot properly be described as a **BLOCK** distribution. Therefore, remapping will take place at the call.

Remapping can be avoided without using **INHERIT** by explicitly aligning the dummy to a declared template of size 128 distributed **BLOCK**:

```

SUBROUTINE TERPSICHORE(FOXTROT)
  LOGICAL FOXTROT(:)
!HPF$ PROCESSORS DANCE_FLOOR(16)
!HPF$ TEMPLATE, DISTRIBUTE(BLOCK) ONTO DANCE_FLOOR::GURF(128)
!HPF$ ALIGN FOXTROT(I) WITH GURF(3*I-2)

```

Advice to users. The advantage of this latter technique is that, where it can be used, it gives the compiler more information; this information can often be used to generate more efficient code. (*End of advice to users.*)

4.5 Equivalence and Partial Order on the Set of Mappings

The set of mappings of named objects is endowed with a partial order modulo a certain equivalence. Roughly speaking, if P and Q are two mappings, then to say that Q is a *specialization* of P (i.e., “ Q is below P ” in this ordering) is to say that P is partially specified and that Q is one of the mappings that is consistent with P . This notion is used below in Section 4.6, and also in Section 8.8.

Advice to users. Since these conditions are complex to state, it is worth noting that if you always provide explicit interfaces (which, as explained below, is quite easy and generally happens automatically) and if you don’t use mapped pointers (an Approved Extension, explained below in Section 8.8), then you need not read this Section. (*End of advice to users.*)

The precise definition is as follows.

First, we define a notion of equivalence for *dist-format* specifications:

1. Using the notation \equiv for the phrase “is equivalent to”,

↓

BLOCK \equiv BLOCK
 CYCLIC \equiv CYCLIC
 * \equiv *
 BLOCK(n) \equiv BLOCK(m) iff m and n have the same value
 CYCLIC(n) \equiv CYCLIC(m) iff m and n have the same value
 CYCLIC \equiv CYCLIC(1)

2. Other than this, no two lexically distinct *dist-format* specifications are equivalent.

This is an equivalence relation in the usual mathematical sense.

Now we define the partial order on mappings: Let **S** (“special”) and **G** (“general”) be two data objects.

The mapping of **S** is a *specialization* of the mapping of **G** if and only if either:

1. **G** has the **INHERIT** attribute, or
 2. **S** does not have the **INHERIT** attribute, and the following constraints all hold:
 - (a) **S** is a named object, and
 - (b) The shapes of the ultimate align targets of **S** and **G** are the same, and
 - (c) Corresponding dimensions of **S** and **G** are mapped to corresponding dimensions of their respective ultimate align targets, and corresponding elements of **S** and **G** are aligned with corresponding elements of their respective ultimate align targets, and
 - (d) Either
 - i. The ultimate align targets of both **S** and **G** are not explicitly distributed, or
 - ii. The ultimate align targets of both **S** and **G** are explicitly distributed. In this case, the distribution directive specified for the ultimate align target of **G** must satisfy one of the following conditions:
 - A. It has no *dist-onto-clause*, or
 - B. It has a *dist-onto-clause* of “**ONTO ***”, or
 - C. It has a *dist-onto-clause* specifying a processor arrangement having the same shape as that explicitly specified in a distribution directive for the ultimate align target of **S**.
- and must also satisfy one of the following conditions:
- A. It has no *dist-format-clause*, or
 - B. It has a *dist-format-clause* of “*****”, or
 - C. Each *dist-format* is equivalent (in the sense defined above) to the *dist-format* in the corresponding position of the *dist-format-clause* in an explicit distribution directive for the ultimate align target of **S**.

With this definition,

- Any mapping of a named object is a specialization of itself.

- 1 • If A , B , and C are named objects, and if the mapping of A is a specialization of the
2 mapping of B and the mapping of B is a specialization of the mapping of C , then the
3 mapping of A is a specialization of the mapping of C .

4
5 That is, the specialization relation, as applied to mappings of named objects, is reflexive
6 and transitive, and it can therefore be applied to produce an equivalence relation on the
7 set of mappings of named objects: two such mappings can be said to be equivalent iff
8 each is a specialization of the other. With this definition, the specialization relation yields a
9 partial ordering on the set of mappings of named objects, modulo equivalence. The `INHERIT`
10 mapping is the unique maximal element in this partial order.

11 12 **4.6 Conditions for Omitting Explicit Interfaces**

13
14 Under certain conditions, an explicit interface for a subprogram is not required. The condi-
15 tions in Fortran under which this is allowable are tightened considerably for HPF programs
16 that use mapping directives.

17
18 *Advice to users.* These conditions are complex. The important thing to realize is
19 that you don't have to read any of this if you have an explicit interface. So if there is
20 any doubt in your mind, just make sure you have an explicit interface. (*End of advice*
21 *to users.*)

22
23 An explicit interface is required *except* when all of the following conditions hold:

- 24
25 1. Fortran does not require one, *and*
26 2. No dummy argument is distributed transcriptively or with the `INHERIT` attribute, *and*
27 27
28 3. For each pair of corresponding actual and dummy arguments, either:
29 30 (a) They are both implicitly mapped, or
31 31 (b) They are both explicitly mapped and the mapping of the actual argument is a
32 32 specialization of the mapping of the dummy argument,

33
34 *and*

- 35
36 4. For each pair of corresponding actual and dummy arguments, either:
37 37 (a) Both are sequential, or
38 38 (b) Both are nonsequential.
39 39

40
41 *Rationale.* This has the following consequences:

- 42
43 • A plain Fortran program (i.e., with no HPF directives) will be HPF-conforming
44 without the need to add additional interfaces, at least in a compilation environ-
45 ment in which all variables are sequential by default. This is insured by items 1,
46 2, 3(a), and 4(a).
47 • If remapping is necessary, this fact will be visible to the caller. Thus the imple-
48 mentation may choose to have all remapping performed by the caller.

(*End of rationale.*)

Advice to users. This requirement pushes the user strongly in the direction of always providing explicit interfaces. This is a good thing—explicit interfaces allow many errors to be caught at compile-time and greatly speed up the process of robust software development.

Note that an explicit interface can be provided in three ways:

1. A module subprogram has an explicit interface.
2. An internal subprogram has an explicit interface.
3. An explicit interface may be provided by an interface block.

In addition, an intrinsic procedure always has an explicit interface by definition.

The idiomatic Fortran way of programming makes extensive use of modules; every subprogram, for instance, can be in a module. This provides explicit interfaces automatically, with no extra effort on the part of the programmer. It should very seldom be necessary to write an interface block. (*End of advice to users.*)

4.7 Characteristics of Procedures

The characteristics of dummy data objects and function results as given in the Fortran standard (F95:12.2) are extended to include also the *HPF-characteristics* of such objects, which are defined recursively as follows:

- A processor arrangement has one HPF-characteristic: its shape.
- A template has up to three HPF-characteristics:
 1. its shape;
 2. its distribution, if explicitly stated;
 3. the HPF-characteristic (i.e., the shape) of the processor arrangement onto which it is distributed, if explicitly stated.
- A dummy data object has the following HPF-characteristics:
 1. its alignment, if explicitly stated, as well as all HPF-characteristics of its alignment target;
 2. its distribution, if explicitly stated, as well as the HPF-characteristic (i.e., the shape) of the processor arrangement onto which it is distributed, if explicitly stated.
- A function result has the same HPF-characteristics as a dummy data object. Specifically, it has the following HPF-characteristics:
 1. its alignment, if explicitly stated, as well as all HPF-characteristics of its alignment target;

2. its distribution, if explicitly stated, as well as the HPF-characteristic (i.e., the shape) of the processor arrangement onto which it is distributed, if explicitly stated.

Rationale. In case an explicit interface is given by an interface block, the Fortran standard specifies what information must be specified in that interface block; it does this using the concept of a Fortran *characteristic*. Characteristics of dummy data objects, for instance, include their types. Characteristics must be specified in interface blocks; F95:12.3.2.1 in the Fortran standard states

An interface body specifies all of the procedure's characteristics and these shall be consistent with those specified in the procedure definition ...

Normally, an interface block for a procedure is a textual copy of the appropriate declarations of that procedure. This Section simply says that such a textual copy must include any explicit mapping directives relevant to dummy arguments of the procedure. (*End of rationale.*)

4.8 Argument Passing and Sequence Association

For actual arguments in a procedure call, Fortran allows an array element (scalar) to be associated with a dummy argument that is an array. It furthermore allows the shape of a dummy argument to differ from the shape of the corresponding actual array argument, in effect reshaping the actual argument via the procedure call. Storage sequence properties of Fortran are used to identify the values of the dummy argument. This feature, carried over from FORTRAN 77, has been widely used to pass starting addresses of subarrays, rows, or columns of a larger array, to procedures. For HPF arrays that are potentially mapped across processors, this feature is not fully supported.

4.8.1 Sequence Association Rules

1. When an array element or the name of an assumed-size array is used as an actual argument, the associated dummy argument must be a scalar or specified to be a sequential array.

An array-element designator of a nonsequential array must not be associated with a dummy array argument.

2. When an actual argument is an array or array section and the corresponding dummy argument differs from the actual argument in shape, then the dummy argument must be declared sequential and the actual array argument must be sequential.
3. An object of type character (scalar or array) is nonsequential if it conforms to the requirements of Definition 4 of Section 3.8.1.1. If the length of an explicit-length character dummy argument differs from the length of the actual argument, then both the actual and dummy arguments must be sequential.
4. Without an explicit interface, a sequential actual may not be associated with a nonsequential dummy and a nonsequential actual may not be associated with a sequential dummy. (This item merely repeats part of Section 4.6).

4.8.2 Discussion of Sequence Association

When the shape of the dummy array argument and its associated actual array argument differ, the actual argument must not be an expression. There is no HPF mechanism for declaring that the value of an array-valued expression is sequential. In order to associate such an expression as an actual argument with a dummy argument of different rank, the actual argument must first be assigned to a named array variable that is forced to be sequential according to Definition 4 of Section 3.8.1.1.

4.8.3 Examples of Sequence Association

Given the following subroutine fragment:

```
SUBROUTINE HOME (X)
  DIMENSION X (20,10)
```

By rule 1

```
CALL HOME (ET (2,1))
```

is legal only if **X** is declared sequential in **HOME** and **ET** is sequential in the calling procedure.

Likewise, by rules 2 and 4

```
CALL HOME (ET)
```

requires either that **ET** and **X** are both sequential arrays or that **ET** and **X** have the same shape and (in the absence of an explicit interface) have the same sequence attribute.

Rule 3 addresses a special consideration for objects of type character. Change of the length of character objects across a call, as in

```
CHARACTER (LEN=44) one_long_word
one_long_word = 'Chargoggagoggmanchaugagoggchaubunagungamaugg'
CALL webster(one_long_word)
```

```
SUBROUTINE webster(short_dictionary)
CHARACTER (LEN=4) short_dictionary
  !Note that short_dictionary(3) is 'agog', for example
```

is conceptually legal in Fortran. In HPF, both the actual argument and dummy argument must be sequential. (Chargoggagoggmanchaugagoggchaubunagungamaugg is the original Nipmuc name for what is now called Lake Webster in Massachusetts.)

Section 5

INDEPENDENT and Related Directives

The HPF `INDEPENDENT` directive allows the programmer to give information to the compiler concerning opportunities for parallel execution. The user can assert that no data object is defined by one iteration of a `DO` loop and used (read or written) by another; similar information can be provided about the combinations of index values in a `FORALL` statement. Such information is sometimes valuable to enable compiler optimization, but may require knowledge of the application that is available only to the programmer. HPF therefore allows a user to make these assertions, and the compiler may rely on them in its translation process. If the assertion is true, the semantics of the program are not changed; if it is false, the program is not HPF-conforming and has no defined meaning.

In contrast to HPF 1.0, the `INDEPENDENT` assertion of HPF 2.0 allows reductions to be performed in `INDEPENDENT` loops, provided the reduction operator is a built-in, associative and commutative Fortran operator (such as `.AND.`) or function (such as `MAX`). It is often the case that a data parallel computation cannot be expressed in HPF 1.0 as an `INDEPENDENT` loop because several loop iterations update one or more variables. In such cases parallelism may be possible and desirable because the order of updates is immaterial to the final result. This is most often the case with accumulations, such as the following loop:

```
DO I = 1, 1000000000
  X = X + COMPLICATED_FUNCTION(I)
END DO
```

This loop can run in parallel as long as its iterations make their modifications to the shared variable `X` in an atomic manner. Alternatively, the loop can be run in parallel by making updates to temporary local accumulator variables, with a (short) final phase to merge the values of these variables with the initial value of `X`. In either case, the computation is conceptually parallel, but it cannot be asserted to be `INDEPENDENT` by the strict definition found in HPF 1.0.

It is worth mentioning that Fortran now includes several means to express data parallel computation:

- Array assignments, including the `WHERE` statement.
- Elemental invocation of intrinsic and user-defined functions.

- The **FORALL** statement and construct, including element-wise invocation of **PURE** functions.
- Transformational intrinsics such as **SUM** and **TRANSPOSE**.

FORALL and **PURE** were adopted by Fortran from HPF version 1.0. As these are all now part of Fortran, they are not discussed separately in this document.

5.1 The **INDEPENDENT** Directive

The **INDEPENDENT** directive can precede an indexed **DO** loop or **FORALL** statement. It asserts to the compiler that the iterations in the following **DO** loop or the operations in the following **FORALL** may be executed independently—that is, in any order, or interleaved, or concurrently—without changing the semantics of the program.

The **INDEPENDENT** directive precedes the **DO** loop or **FORALL** for which it asserts behavior, and is said to *apply* to that loop or **FORALL**. The syntax of the **INDEPENDENT** directive is

```

H501 independent-directive      is  INDEPENDENT [ , new-clause ]
                                   [ , reduction-clause ]
H502 new-clause                  is  NEW ( variable-name-list )
H503 reduction-clause           is  REDUCTION ( reduction-variable-list )
H504 reduction-variable         is  array-variable-name
                                   or scalar-variable-name
                                   or structure-component

```

Constraint: The first non-comment line following an *independent-directive* must be a *do-stmt*, *forall-stmt*, or a *forall-construct*.

Constraint: If the first non-comment line following an *independent-directive* is a *do-stmt*, then that statement must contain a *loop-control* option containing a *do-variable*.

Constraint: If either the **NEW** clause or the **REDUCTION** clause is present, then the first non-comment line following the directive must be a *do-stmt*.

Constraint: A *variable* named in the **NEW** or the **REDUCTION** clause and any component or element thereof must not:

- Be a dummy argument;
- Have the **SAVE** or **TARGET** attribute;
- Occur in a **COMMON** block;
- Be storage associated with another object as a result of appearing in an **EQUIVALENCE** statement;
- Be use associated;
- Be host associated; or
- Be accessed in another scoping unit via host association.

1 Constraint: A variable that occurs as a *reduction-variable* may not appear in a *new-clause*
 2 in the same *independent-directive*, nor may it appear in either a *new-clause* or
 3 a *reduction-clause* in the range (i.e., the lexical body) of the following *do-stmt*,
 4 *forall-stmt*, or *forall-construct* to which the *independent-directive* applies.

5 Constraint: A *structure-component* in a *reduction-variable* may not contain a *subscript-*
 6 *section-list*.

7
 8 Constraint: A variable that occurs as a *reduction-var* must be of intrinsic type. It may not
 9 be of type CHARACTER.
 10

11 *Rationale.* The second constraint means that an INDEPENDENT directive cannot be
 12 applied to a WHILE loop or a simple DO loop (i.e., a “do forever”). An INDEPENDENT
 13 in such cases could only correctly describe a loop with zero or one trips; the potential
 14 confusion was felt to outweigh the possible benefits. (*End of rationale.*)
 15

16 When applied to a DO loop, an INDEPENDENT directive is an assertion by the programmer
 17 that no iteration can interfere with any other iteration, either directly or indirectly. The
 18 following operations define such interference:
 19

- 20 • Any two operations that assign to the same atomic object interfere with each other.
 21 (A data object is called *atomic* if it contains no subobjects.)
- 22 – Exception: If a variable appears in a NEW clause, then operations assigning values
 23 to it in separate iterations of the DO loop *do not* interfere. The reason for this is
 24 explained in Section 5.1.2.
- 25 – Exception: If a variable appears in a REDUCTION clause, then assignments to
 26 it by reduction statements in the range of the DO loop *do not* interfere with
 27 assignments to it by other reduction statements in the same loop. The reason
 28 for this is explained in Section 5.1.3.
 29
 30

31 Operations that assign to objects include:

- 32 – Assignment statements assign to their left-hand side and all its subobjects.
- 33 – ASSIGN statements assign to their integer variables.
- 34 – ALLOCATE and DEALLOCATE statements with the STAT= specifier assign to the STAT
 35 variable.
 36
- 37 – DO statements assign to their indices.
- 38 – I/O statements with the IOSTAT= specifier assign to the IOSTAT variable. They
 39 may also assign to other objects, as described below.
- 40 – Asynchronous READ and WRITE statements (as described in Section 10) assign to
 41 their ID= variable.
 42
- 43 – READ statements assign to all variables in their input item list and any variables
 44 accessed at runtime through their NAMELIST. READ statements with the SIZE=
 45 specifier assign to the SIZE variable.
 46
- 47 – INQUIRE statements assign to all variables in their specifier list, except the UNIT
 48 and FILE specifiers.

- Compound statements (e.g., **IF** statements) cause assignments to objects if their component statements do.
- Subprogram invocations cause assignments to objects if operations in the subprogram execution do.
- An operation that assigns to an atomic object interferes with any operation that uses the value of that object.
 - Exception: If a variable appears in a **NEW** clause, then operations assigning values to it in one iteration of the **DO** loop *do not* interfere with uses of the variable in other iterations. The reason for this is explained in Section 5.1.2.
 - Exception: If a variable appears in a **REDUCTION** clause, then assignments to it by reduction statements in the range of the **DO** loop *do not* interfere with the allowed uses of it by reduction statements in the same loop. The reason for this is explained in Section 5.1.3.

Any expression that computes the value of a variable uses that object. This includes uses on the right-hand side of assignment statements, uses in subscripts on the left-hand side of assignment statements, conditional expressions, specification lists for I/O statements, output lists for **WRITE** statements, allocation shape specifications in **ALLOCATE** statements, and similar situations.

Rationale. These are the classic Bernstein conditions to enable parallel execution. Note that two assignments *of the same value* to a variable interfere with each other and thus an **INDEPENDENT** loop with such assignments is not HPF-conforming. This is not allowed because such overlapping assignments are difficult to support on some hardware, and because the given definition was felt to be conceptually clearer. Similarly, it is not HPF-conforming to assert that assignment of multiple values to the same location is **INDEPENDENT**, even if the program logically can accept any of the possible values. In this case, both the “conceptually clearer” argument and the desire to avoid indeterminate behavior favored the given solution. (*End of rationale.*)

- An **ALLOCATE** statement, **DEALLOCATE** statement, **NULLIFY** statement or pointer assignment statement interferes with any other access, pointer assignment, allocation, deallocation, or nullification of the same pointer. In addition, an **ALLOCATE** or **DEALLOCATE** statement interferes with any other use of or assignment to the object that is allocated by **ALLOCATE** or deallocated by **DEALLOCATE**.

Rationale. These constraints extend Bernstein’s conditions to pointers. Because a Fortran pointer is an alias to an object or subobject rather than a first-class data type, a bit more care is needed than for other variables. (*End of rationale.*)

- Any transfer of control to a branch target statement outside the body of the loop interferes with all other operations in the loop.
- Any execution of an **EXIT**, **STOP**, or **PAUSE** statement interferes with all other operations in the loop.

1 *Rationale.* Branching (by `GOTO` or `ERR=` branches in I/O statements) implies that
 2 some iterations of the loop are not executed, which is drastic interference with
 3 those computations. The same is true for `EXIT` and the other statements. Note
 4 that these conditions do not restrict procedure calls in `INDEPENDENT` loops, except
 5 to disallow taking alternate returns to statements outside the loop, executing a
 6 `STOP`, or executing a `PAUSE`. (*End of rationale.*)

- 7
- 8 • Any two file I/O operations except `INQUIRE` associated with the same file or unit
 9 interfere with each other. Two `INQUIRE` operations do not interfere with each other;
 10 however, an `INQUIRE` operation interferes with any other I/O operation associated
 11 with the same file.

12 *Rationale.* Because Fortran carefully defines the file position after a data
 13 transfer or file positioning statement, these operations affect the global state of a
 14 program. (Note that file position is defined even for direct access files.) Multiple
 15 non-advancing data transfer statements affect the file position in ways similar to
 16 multiple assignments of the same value to a variable, and is disallowed for the
 17 same reason. Multiple `OPEN` and `CLOSE` operations affect the status of files and
 18 units, which is another global side effect. `INQUIRE` does not affect the file status,
 19 and therefore does not affect other inquiries. However, other file operations may
 20 affect the properties reported by `INQUIRE`. (*End of rationale.*)

- 21
- 22 • Any data realignment or redistribution performed by subprogram invocation (see Sec-
 23 tion 4) interferes with any access to or any other remapping of the same data.

24 *Rationale.* Remapping may change the processor storing a particular array
 25 element, which interferes with any assignment or use of that element. This
 26 applies even though the remappings are “undone” when the call returns. During
 27 the execution of the call, the homes of the array elements have changed, thus
 28 interfering with accesses in the caller, accesses in other invocations of the same
 29 procedure, and remappings of the array due to another procedure call. (*End of*
 30 *rationale.*)

31

32 *Advice to users.* Data remapping performed by the `REALIGN` and `REDISTRIBUTE`
 33 approved extensions also causes interference under this rule. See Chapter 8.5 for
 34 details. (*End of advice to users.*)

35

36 The interpretation of `INDEPENDENT` for `FORALL` is similar to that for `DO`: it asserts that
 37 no combination of the `FORALL` indices assigns to an atomic storage unit that is read by
 38 another combination. A `DO` and a `FORALL` with the same body are equivalent if they both
 39 have the `INDEPENDENT` directive. This is illustrated in Section 5.1.1.

40 If a procedure is called from within an `INDEPENDENT` loop or `FORALL`, then any local
 41 variables in that procedure are considered distinct on each call unless they have the `SAVE`
 42 attribute. This is consistent with the Fortran standard. Therefore, uses of local variables
 43 without the `SAVE` attribute in calls from different iterations do not cause interference as
 44 defined above.

45

46 *Advice to implementors.* A conforming Fortran implementation can often avoid
 47 creating distinct storage for locals on every call. The same is true for an HPF imple-
 48 mentation; however, such an implementation must still interpret `INDEPENDENT` in the

same way. If locals are not allocated unique storage locations on every call, then the `INDEPENDENT` loop must be serialized to respect these semantics (or other techniques must be used to avoid conflicting accesses). (*End of advice to implementors.*)

Note that all these rules describe interfering behavior; they do not disallow specific syntax. Statements that appear to violate one or more of these restrictions are allowed in an `INDEPENDENT` loop, if they are not executed due to control flow. These restrictions allow an `INDEPENDENT` loop to be executed safely in parallel if computational resources are available. The directive is purely advisory and a compiler is free to ignore it if it cannot make use of the information.

Advice to implementors. Although the restrictions allow safe parallel implementation of `INDEPENDENT` loops, they do not imply that this will be profitable (or even possible) on all architectures or all programs. For example,

- An `INDEPENDENT` loop may call a routine with explicitly mapped local variables. The implementation must then either implement the mapping (which may require serializing the calls, under some implementation strategies) or override the explicit directives (which may surprise the user).
- An `INDEPENDENT` loop may have very different behavior on different iterations. For example,

```
!HPF$ INDEPENDENT
  DO i = 1, 3
    IF (i.EQ.1) CALL F(A)
    IF (i.EQ.2) CALL G(B)
    IF (i.EQ.3) CALL H(C)
  END DO
```

This poses obvious problems for implementations on SIMD machines.

- An `INDEPENDENT` loop may call a subroutine that accesses global mapped data. On distributed-memory machines, generating the communication to reference the data may be challenging, since there is in general no guarantee that the owners of the data will also call the subroutine.

In all cases, it is the implementation's responsibility to produce correct behavior, which may in turn limit optimization. It is recommended that implementations provide some feedback if an `INDEPENDENT` assertion may be ignored. (*End of advice to implementors.*)

5.1.1 Visualization of `INDEPENDENT` Directives

Graphically, the `INDEPENDENT` directive can be visualized as eliminating edges from a precedence graph representing the program. Figure 5.1 shows some of the dependences that may normally be present in a `DO` and a `FORALL`. (Most of the transitive dependences are not shown.) An arrow from a left-hand-side node (for example, “`lhsa(1)`”) to a right-hand-side node (“`rhsb(1)`”) means that the right-hand side computation might use values assigned in the left-hand-side node; thus the right-hand side must be computed after the left-hand side completes its store. Similarly, an arrow from a right-hand-side node to a left-hand-side node means that the left-hand side may overwrite a value needed by the right-hand side

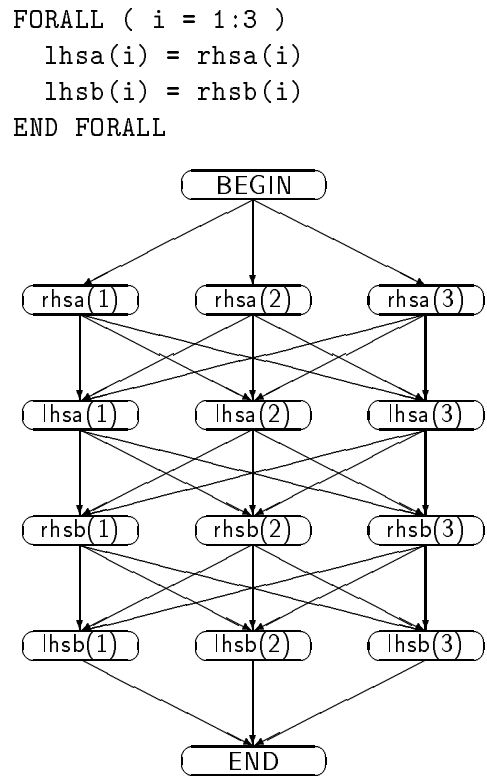
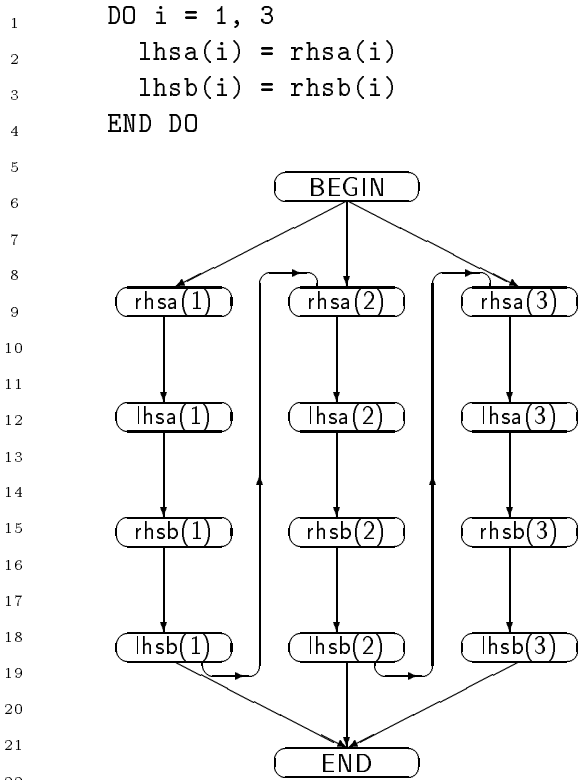


Figure 5.1: Dependences in DO and FORALL without INDEPENDENT assertions

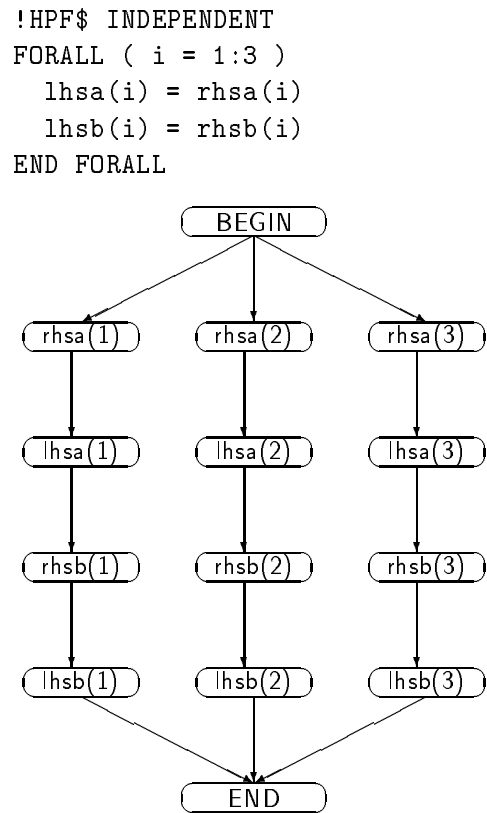
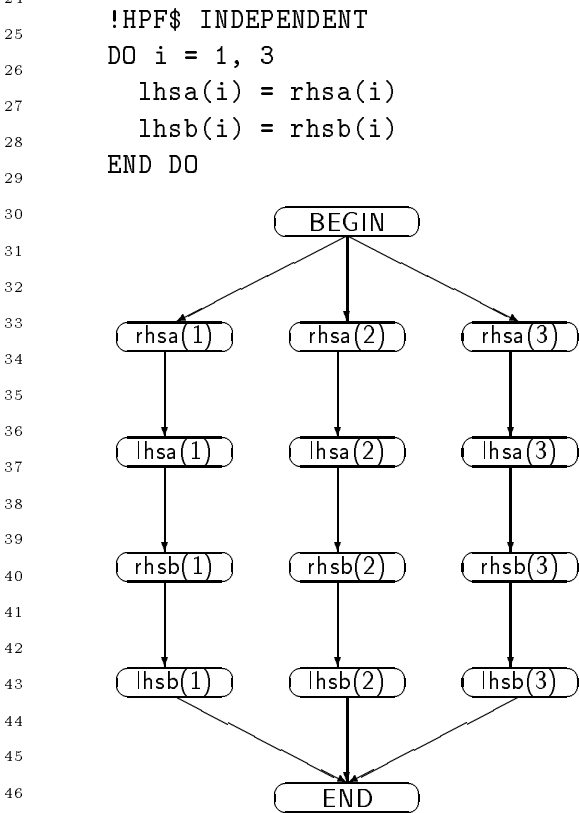


Figure 5.2: Dependences in DO and FORALL with INDEPENDENT assertions

computation, again forcing an ordering. Edges from the **BEGIN** and to the **END** nodes represent control dependences. The **INDEPENDENT** directive asserts that the only dependences that a compiler need enforce are those in Figure 5.2. That is, the programmer who uses **INDEPENDENT** is certifying that if the compiler enforces only these edges, then the resulting program will be equivalent to the one in which all the edges are present. Note that the set of asserted dependences is identical for **INDEPENDENT DO** and **FORALL** statements.

The compiler is justified in producing a warning if it can prove that one of these assertions is incorrect. It is not required to do so, however. A program containing any false assertion of this type is not HPF-conforming, thus is not defined by HPF, and the compiler may take any action it deems appropriate.

5.1.1.1 Examples of **INDEPENDENT**

```
!HPF$ INDEPENDENT
DO i = 2, 99
  A(I) = B(I-1) + B(I) + B(I+1)
END DO
```

This is one of the simplest examples of an **INDEPENDENT** loop. (For simplicity, all examples in this section assume there is no storage or sequence association between any variables used in the code.) Every iteration assigns to a different location in the **A** array, thus satisfying the first condition above. Since no elements of **A** are used on the right-hand side, no location that is assigned in the loop is also read, thus satisfying the second condition. Note, however, that many elements of **B** are used repeatedly; this is allowed by the definition of **INDEPENDENT**. This loop is **INDEPENDENT** regardless of the values of the variables involved.

```
!HPF$ INDEPENDENT
FORALL ( I=2:N ) A(I) = B(I-1) + B(I) + B(I+1)
```

This example is equivalent in all respects to the first example.

```
!HPF$ INDEPENDENT
DO I=1, 100
  A(P(I)) = B(I)
END DO
```

This **INDEPENDENT** directive asserts that the array **P** does not have any repeated entries (else they would cause interference when **A** was assigned). The **DO** loop is therefore equivalent to the Fortran statement

```
A(P(1:100)) = B(1:100)
```

5.1.2 **NEW Variables**

The **NEW** clause asserts that the named variables act as private variables to each iteration of the **INDEPENDENT** loop. That is, there would be no interfering assignments and uses in the loop, and thus no change in the behavior of the program, if new objects were created for the **NEW** variables for each iteration of the **DO** loop and those objects were destroyed at the end of each iteration. Thus, no values flow into **NEW** variables from execution before the loop, no values flow from **NEW** variables to execution after the loop, and (most importantly) no values flow from one iteration to another through **NEW** variables.

1 *Advice to users.* A pointer or allocatable variable may appear in a **NEW** clause. The
 2 interpretation of the paragraph above, in these cases, is that one should not rely on
 3 the value, the association status, or the allocation status of such a variable on entry
 4 to the loop; rather, such variables should be allocated or pointer assigned in the loop
 5 body before they are used. It would also be advisable to deallocate or nullify such a
 6 variable in the loop body after its last use as well. (*End of advice to users.*)

7
 8 *Rationale.* **NEW** variables provide the means to declare temporaries in **INDEPENDENT**
 9 loops. Without this feature, many conceptually independent loops would need sub-
 10 stantial rewriting (including expansion of scalars into arrays) to meet the rather strict
 11 requirements described above. Note that a temporary must be declared **NEW** only at
 12 the innermost lexical level at which it is assigned, since all enclosing **INDEPENDENT**
 13 assertions must take that **NEW** into account. Note also that index variables for nested
 14 **DO** loops must be declared **NEW**; the alternative was to limit the scope of an index
 15 variable to the loop itself, which changes Fortran semantics. **FORALL** indices, however,
 16 are restricted by the semantics of the **FORALL**; they require no **NEW** declarations. (*End*
 17 *of rationale.*)

18 5.1.2.1 Examples of NEW

```
19
20 !HPF$ INDEPENDENT, NEW(I)
21 DO I = 1, 10
22     A(I) = B(I-1)
23 END DO
24
```

25 This example would be correct either with or without the **NEW** clause; in either case, the
 26 compiler could confidently parallelize the assignments to array **A**. Additionally however, the
 27 **NEW** clause asserts that the loop index **I** is not used after the completion of the loop. Some
 28 compilers may be able to use this information to avoid updating replicated copies of **I** on
 29 other processors, or to enable other optimizations.

```
30
31 !HPF$ INDEPENDENT, NEW (I2)
32 DO I1 = 1,N1
33     !HPF$ INDEPENDENT, NEW (I3)
34     DO I2 = 1,N2
35         DO I3 = 2,N3    ! The inner loop is NOT independent!
36             A(I1,I2,I3) = A(I1,I2,I3) - A(I1,I2,I3-1)*B(I1,I2,I3)
37         END DO
38     END DO
39 END DO
```

40 The inner loop is not independent because each element of **A** is computed from the preceding
 41 one. However, the two outer loops are independent because they access different elements
 42 of **A**. The **NEW** clauses are required, since the inner loop indices are assigned and used in
 43 different iterations of the outermost loops.

44 45 5.1.3 REDUCTION Variables and Statements

46
 47 The **REDUCTION** clause asserts that the named variables are updated in the **INDEPENDENT**
 48 loop by a series of operations that are associative and commutative. Furthermore, the

intermediate values of the **REDUCTION** variables are not used within the loop (except, of course, in the updates themselves). Thus, the value of a **REDUCTION** variable after the loop may be computed as the result of a reduction tree.

Rationale. **REDUCTION** variables provide the means to accumulate values generated in an **INDEPENDENT** loop. Without this feature, the programmer must store update information in a temporary array whose size is equal to the number of loop iterations, and then use an intrinsic reduction function or **XXX_SCATTER** library function after the loop. The problem with this approach is that the temporary array may be excessively large. (*End of rationale.*)

The semantics of reductions are discussed in detail in Section 5.1.4. This section defines correct syntax.

Any variable whose name occurs as a *reduction-variable* is said to be *protected* while the immediately following **DO** loop is active (i.e. being executed). It may not be referenced while the loop in which it is protected is active, with one exception. It may occur in special locations in assignment statements of a special form, and these statements must be in the range (i.e. the lexical body) of the loop. In particular, it may not occur in any **HPF** directive, including the variable list in a **NEW** clause. This includes any **NEW** clause in the same **INDEPENDENT** directive.

A reduction statement is an assignment statement of the following special form that occurs in the range of an independent **DO** loop for which the name of its reduction variable occurs in a reduction clause. This description is not part of the grammar of **HPF**; rather, it serves to define the restricted assignment statements in which reduction variables are allowed.

```
H505 reduction-stmt           is variable = variable mult-op mult-operand
                                or variable = add-operand * variable
                                or variable = variable add-op add-operand
                                or variable = level-2-expr + variable
                                or variable = variable and-op and-operand
                                or variable = and-operand and-op variable
                                or variable = variable or-op or-operand
                                or variable = or-operand or-op variable
                                or variable = variable equiv-op equiv-operand
                                or variable = equiv-operand equiv-op variable
                                or variable = reduction-function ( variable , expr )6
                                or variable = reduction-function ( expr , variable )7
H506 reduction-function      is MAX
                                or MIN
                                or IAND
                                or IOR
                                or IEOR
```

Constraint: The two occurrences of *variable* in a *reduction-stmt* must be textually identical.

The first two assertions of Section 5.1 account for the fact that the occurrences of reduction variables in their allowed positions in reduction statements do not cause interference between iterations of an **INDEPENDENT** loop. Any other assignment to or reference to

1 a reduction variable *does* interfere with the reduction statement; this includes occurrences
 2 in subprograms and in the *expr* part of a reduction statement.

3 A variable that is updated by reduction statements in an independent loop must be
 4 protected by explicit appearance in a reduction clause. This clause must appear in the
 5 INDEPENDENT directive for the outermost independent loop that

- 6 • Contains the reduction statement;
- 7
- 8 • Does not have a NEW clause naming the reduction variable; and
- 9
- 10 • Lies within the innermost independent loop, if any, that contains the reduction state-
 11 ment and does have a NEW clause naming the reduction variable.
- 12

13 If the same variable is updated by two or more reduction statements, then the operators in
 14 those statements must be in the same class (e.g. both must be an *add-op* if one is).

15
 16 *Advice to users.* When a reduction statement is executed, some nest of DO loops
 17 will be active. If there are several nested INDEPENDENT DO loops surrounding the
 18 reduction statements in which the variable is updated, which one is the right one to
 19 get the reduction clause? The answer is the outermost one, subject to the constraint
 20 that a reduction variable may not appear in a NEW clause for that loop or a contained
 21 loop. Consider

```

22
23      !HPF$ INDEPENDENT, NEW(J), REDUCTION(X)
24      DO I = 1, 10
25          !HPF$ INDEPENDENT
26          DO J = 1, 20
27              X = X + J
28          END DO
29      END DO
30

```

31 It would be incorrect to move the reduction clause to the inner INDEPENDENT directive.
 32 Since X is updated by reduction operations (twenty times) for *each* iteration of the
 33 outer loop, it does not have a well-defined value until the completion of the outer
 34 loop. (*End of advice to users.*)

35
 36 The *reduction-variable* reference may be an array element or array section. The two
 37 references that occur in a reduction statement must be lexically identical. The Fortran rules
 38 of operator precedence and the use of parentheses in the expression must ensure that the
 39 reduction operator is the top-level operator (i.e. it is evaluated last) on the right-hand side.
 40 Therefore,

```

41
42      X = X * A + 1
43

```

44 is not a correctly formed reduction statement.

45 Note that the syntax of the INDEPENDENT directive does not allow an array element or
 46 array section to be designated as a reduction variable in the reduction clause. Even though
 47 such a subobject may occur in a reduction statement, it is the entire array or character
 48 variable that is treated as a reduction variable.

The allowed reduction operators and functions are all associative (in their mathematical definitions, even though the usual implementations of the arithmetic operators by Fortran language processors and the underlying hardware are not).

In most cases, only one operator will be used in the reduction statements (if there are more than one) that update a given reduction variable. It is sensible, however, to use + and - together on the same reduction variable: mathematically, subtraction is just addition of the additive inverse. For example:

```
!HPF$ INDEPENDENT, REDUCTION(X)
DO I = 1, 100
  X(IX(I,1)) = X(IX(I,1)) + Y(I)
  X(IX(I,2)) = X(IX(I,2)) - Y(I)
END DO
```

The same is true for multiplication (*) and division (/). No other mixing of operators is allowed.

Advice to users. While it is true that

$$X = I + X$$

is permitted as a reduction statement, for most purposes

$$X = X + I$$

is stylistically cleaner. (*End of advice to users.*)

5.1.4 Semantics and Implementation of Reduction

HPF specifies an allowed parallel implementation of an **INDEPENDENT** DO loop with reduction statements, thereby specifying the semantics of such a loop.

Just as the result of the Fortran intrinsic function **SUM** is defined to be a implementation-dependent approximation to the sum of the elements of its argument array, the value of a reduction variable on exit from its **INDEPENDENT** DO loop is likewise not completely specified by HPF. One possible value is that which would have been computed by sequential execution of the loop, but other implementation-dependent approximations to this value may be produced. Any such implementation-dependent value is, however, an approximation to the value produced by sequential execution of the loop. If rounding error, underflow, and overflow do not occur, it will be identical to that value.

Advice to users. If overflow, underflow, or rounding occur, this is one of the few places where an HPF directive in a conforming program may cause that program to produce different output. However, the same problems occur in other systems that attempt to parallelize these operations, for the same reasons. (*End of advice to users.*)

Since no reference to a protected reduction variable can occur except in a reduction statement, it is not necessary to define the values that these variables may have while protected.

1 *Advice to users.* The following “advice to implementors” is useful for understanding
 2 the behavior of an INDEPENDENT loop with reduction statements. (*End of advice to*
 3 *users.*)

4 *Advice to implementors.* In the discussion in this section, the term “processor” means
 5 a single physical processor or a group of physical processors that together sequentially
 6 execute some or all of the iterations of an independent loop.
 7

8 We describe a simple implementation mechanism that applies to commutative reduc-
 9 tion operations. On entry to an independent loop, every executing processor allocates
 10 a private accumulator variable associated with each variable in the reduction clause
 11 on the INDEPENDENT directive, and initializes it to the identity element for the corre-
 12 sponding intrinsic reduction operator. The private accumulator variable has the same
 13 shape, type, and kind type parameter as the reduction variable.

14 The identity elements for the intrinsic operators are defined in Table 5.1.
 15

| Operator | Identity Element |
|----------|------------------|
| + | 0 |
| - | 0 |
| * | 1 |
| / | 1 |
| .AND. | .TRUE. |
| .OR. | .FALSE. |
| .EQV. | .TRUE. |
| .NEQV. | .FALSE. |

16
17
18
19
20
21
22
23
24
25
26
27 Table 5.1: Identity elements for intrinsic reduction operators.

| Function | Identity element |
|-----------|--|
| IAND(I,J) | NOT(0) (all one-bits) |
| IOR(I,J) | 0 |
| IEOR(I,J) | 0 |
| MIN(X,Y) | the positive number of largest absolute value that has the same type and kind type param- eter as the reduction variable |
| MAX(X,Y) | the negative number of largest absolute value that has the same type and kind type param- eter as the reduction variable |

28
29
30
31
32
33
34
35
36
37
38
39
40
41
42
43 Table 5.2: Identity elements for intrinsic reduction functions.

44 The intrinsic functions that may be used as reduction functions are listed, together
 45 with their identity elements, in Table 5.2.
 46

47 Each processor performs a subset of the loop iterations; when it encounters a reduction
 48 statement, it updates its own accumulator variable. A processor is free to perform its

loop iterations in any order; furthermore, it may start an iteration, suspend work on it, do some or all of the work of other iterations, and resume work on the suspended iteration. However, any update of a private accumulator variable occurs through the execution of a reduction statement, and reduction statements *are* executed atomically.

The final value of the reduction variable is computed by combining the private accumulator variables with the value of the reduction variable on entry to the loop, using the reduction operator. The ordering of this reduction is language-processor dependent, just as it is for the intrinsic reduction functions (SUM, etc.).

As an example, consider:

```

REAL Z
Z = 5.
!HPF$ INDEPENDENT, REDUCTION(Z)
DO I = 1, 10
  Z = Z + I
END DO

```

The final value of Z will be $5 + (1+2+3+4+5+6+7+8+9+10) = 60$; the order in which the additions occur is not specified by HPF.

For a second example, here is a SUM_SCATTER done as an independent loop:

```

!HPF$ INDEPENDENT, REDUCTION(X)
DO I = 1, N
  X(INDEX(I)) = X(INDEX(I)) - F(I)
END DO

```

The implementation will most likely make a private copy on every processor of an accumulator array XLOCAL of the same type and shape as X, and initialize it to zero. Each iteration will subtract the value of F(I) from its own XLOCAL(INDEX(I)). To create the final result, the implementation must combine all the private accumulator arrays with the initial value of X. The combining operator is the same as the reduction operator, namely addition, so that the result is the sum of the initial value of X and the accumulator arrays. The implementation has the option of using a sparse data structure to store only the updated elements of the local accumulator.

In an MPI based implementation, the MPI_REDUCE function could be used for this task. (*End of advice to implementors.*)

5.2 Further Examples of INDEPENDENT Directives

```

!HPF$ INDEPENDENT
DO I = 1, 10
  WRITE (IOUNIT(I),100) A(I)
END DO
100 FORMAT ( F10.4 )

```

1 If IOUNIT(I) evaluates to a different value for every value of I from 1 to 10, then the loop
 2 writes to a different I/O unit (and thus a different file) on every iteration. The loop is then
 3 properly described as independent. On the other hand, if IOUNIT(I)=5 for all I, then the
 4 assertion is in error and the directive is not HPF-conforming.

```

5
6   !HPF$ INDEPENDENT, NEW (J)
7   DO I = 2, 100, 2
8     !HPF$ INDEPENDENT, NEW(VL, VR, UL, UR)
9     DO J = 2 , 100, 2
10      VL = P(I,J) - P(I-1,J)
11      VR = P(I+1,J) - P(I,J)
12      UL = P(I,J) - P(I,J-1)
13      UR = P(I,J+1) - P(I,J)
14      P(I,J) = F(I,J) + P(I,J) + 0.25 * (VR - VL + UR - UL)
15    END DO
16  END DO

```

17 Without the NEW clause on the J loop, neither loop would be independent, because an
 18 interleaved execution of loop iterations might cause other values of VL, VR, UL, and UR to
 19 be used in the assignment of P(I,J) than those computed in the same iteration of the
 20 loop. The NEW clause, however, specifies that this is not true if distinct storage units are
 21 used in each iteration of the loop. Using this implementation makes iterations of the loops
 22 independent of each other. Note that there is no interference due to accesses of the array
 23 P because of the stride of the DO loop (i.e. I and J are always even, therefore I-1, etc., are
 24 always odd.)

25 When loops are nested, a reduction variable may need to be protected in an independent
 26 outer loop even though the reduction operations in which it occurs are nested inside an inner
 27 loop. Moreover, the inner loop and any intervening loops may or may not be independent.

```

29   ! Nested Loop Example 1. Inner loop is sequential
30
31   X = 10
32   OUTER: DO WHILE (X < 1000)   ! this loop is sequential
33     !HPF$ INDEPENDENT, NEW(J), REDUCTION(X)
34   MIDDLE: DO I = 1, N
35     INNER: DO J = 1, M
36       X = X + J
37       ! Note that it would be incorrect to refer to X
38       ! here, except in another reduction statement
39     END DO INNER
40     ! Note that it would be incorrect to refer to X
41     ! here, except in another reduction statement
42   END DO MIDDLE
43   PRINT *, X
44   END DO OUTER
45

```

46 Since the variable X occurs in a reduction clause for loop MIDDLE, it is a protected reduction
 47 variable throughout that loop, including inside the inner loop. If INNER had an INDEPENDENT
 48 directive, it would be incorrect to include X in a REDUCTION or a NEW clause of that directive.

The outermost loop is not independent, and so X need not and cannot be protected in that part of its range outside the middle loop.

A variable that occurs in a NEW clause must not be a reduction variable in the same or a containing loop, although it may be used as a reduction variable in a contained loop:

```

! Nested Loop Example 2. Outer loop NEW clause.

!HPF$ INDEPENDENT, NEW(I)
OUTER: DO K = 1, 100
        !HPF$ INDEPENDENT, NEW (J,X)
MIDDLE: DO I = 1, N
          X = 10
          !HPF$ INDEPENDENT, REDUCTION(X)
INNER:   DO J = 1, M
          X = X + J**2
          ! Note that it would be incorrect to refer to X
          ! here, except in another reduction statement
          END DO INNER
          Y(I) = X
        END DO MIDDLE
      END DO OUTER

```

Here, X is a protected reduction variable only in the inner loop.

```

INTEGER, DIMENSION(M) :: VECTOR

!HPF$ INDEPENDENT, REDUCTION(X, Y)
DO I = 1, N-4
  X(I:I+4) = X(I:I+4) + A(I) ! As many as 5 updates
  Y(VECTOR) = Y(VECTOR) + B(I,1:N)
END DO

```

Note that the compiler, if it distributes iterations of this loop in a block-wise manner, will not need to make a private copy of the entire array X on each processor.

If a statement that has the form of a reduction statement occurs while an independent loop is active, but the updated variable is not a protected reduction variable, then the programmer is guaranteeing that no two iterations of the independent loop will update the same location. For example:

```

!HPF$ INDEPENDENT
DO I = 1, N
  ! X is NOT a reduction variable, but
  ! I know there are no repeated values in INDX(1:N)
  ! Updates will be written directly to X(INDX(I))
  X(INDX(I)) = X(INDX(I)) + F(I)
  ! I also guarantee that the condition in the IF statement
  ! is true for at most one value of I.
  IF (A(I) > B(I)) Y = Y + 1
END DO

```


Section 6

Extrinsic Program Units

The HPF global model of computation extends (and restricts) Fortran to provide programmers with the Fortran model of computation implementable efficiently on a wide class of hardware architectures with, in general, multiple processors, multiple memories with non-uniform access characteristics, and multiple interconnections. This model of computation presents a single logical thread of control, including Fortran's data parallel features such as array syntax and the `FORALL` statement, and data visibility defined by the scoping rules of Fortran. In particular, this model does not require the use of low-level features such as threads libraries and explicit message passing to exploit such architectures. Programmers expect their HPF compilers to generate efficient code by using HPF's features to assist in mapping data and computation to the given hardware architecture.

This chapter defines the *extrinsic* mechanism by which HPF program units may use non-HPF program units that don't use the HPF global model. It describes how to write an explicit interface for a non-HPF procedure and defines the caller's assumptions about handling distributed and replicated data at the interface. This allows the programmer to use non-HPF language facilities, for example, to descend to a lower level of abstraction to handle problems that are not efficiently addressed by HPF, to hand-tune critical kernels, or to call optimized libraries. Such an interface can also be used to interface HPF to other languages, such as C.

6.1 Overview

An HPF program may need to call a procedure implemented in a different programming model or in a different programming language. A procedure's *programming model* might provide:

- a single logical thread-of-control where *one* copy of the procedure is conceptually executing and there is a single locus of control within the program text; this model is called *global* when the underlying target hardware has (potentially) multiple processors or memories and is called *serial* when the underlying target hardware is treated as a uniprocessor (or a single node in a multiprocessor),
- multiple threads-of-control, one per processor, each thread executing the same procedure; this model is called *local* or, more generally, SPMD (Single Program, Multiple Data), or

- some other model, not discussed here, such as multiple threads-of-control, perhaps with dynamic assignment of loop iterations to processors or explicit dynamic process forking, where there is, at least initially upon invocation, *one* copy of the procedure that is conceptually executing but that may spawn multiple loci of control, possibly changing in number over time, within the program text.

A *programming language* provides a specific syntax (language features), semantics (meanings), and pragmatics (purposes). Examples of programming languages include Fortran (an ANSI and ISO standard—the most recent revision is expected to be approved by 1997), HPF (a specification of extensions and restrictions to Fortran), Fortran 77 (a previous ANSI and ISO standard), C, C++, Java, Visual Basic, and COBOL.

A program unit's language and model, when taken together, constitute its *extrinsic kind*. This *extrinsic kind* may be specified explicitly by an *extrinsic-prefix* or implicitly by the selection of a compiler and its invocation with a particular set of compiler options. Thus, one might view the compiler as providing a *host scoping unit* as defined by Fortran. For example, a program unit compiled by an HPF compiler will be of extrinsic kind HPF. Alternatively, its extrinsic kind may be specified explicitly by an *extrinsic-prefix* such as `EXTRINSIC(HPF)` or `EXTRINSIC(LANGUAGE='HPF',MODEL='GLOBAL')`.

6.2 Declaration of Extrinsic Program Units

6.2.1 Function and Subroutine Statements

An *extrinsic-prefix* may appear in a *function-stmt* or *subroutine-stmt* (as defined in the Fortran standard) in the same place that the keywords `RECURSIVE`, `PURE`, and `ELEMENTAL` may appear. This is specified by an extension of rule R1219 for *prefix-spec* in the Fortran standard. Rules R1217 for *function-stmt*, R1218 for *prefix*, and R1222 for *subroutine-stmt* are not changed, but are restated here for reference.

| | | |
|------|------------------------|--|
| H601 | <i>function-stmt</i> | is [<i>prefix</i>] <code>FUNCTION</code> <i>function-name</i> ([<i>dummy-arg-name-list</i>]) [<code>RESULT</code> (<i>result-name</i>)] |
| H602 | <i>subroutine-stmt</i> | is [<i>prefix</i>] <code>SUBROUTINE</code> <i>subroutine-name</i> [([<i>dummy-arg-list</i>])] |
| H603 | <i>prefix</i> | is <i>prefix-spec</i> [<i>prefix-spec</i>] . . . |
| H604 | <i>prefix-spec</i> | is <i>type-spec</i> or <code>RECURSIVE</code> or <code>PURE</code> or <code>ELEMENTAL</code> or <i>extrinsic-prefix</i> |

Constraint: Within any HPF *external-subprogram*, every *internal-subprogram* must be of the same extrinsic kind as its host and any *internal-subprogram* whose extrinsic kind is not given explicitly is assumed to be of that extrinsic kind.

The definition of *characteristics of a procedure* as given in F95:12.2 is extended to include the procedure's extrinsic kind.

6.2.2 Program, Module, and Block Data Statements

An *extrinsic-prefix* may also appear at the beginning of a *program-stmt*, *module-stmt*, or *block-data-stmt*. The following syntax definition extends the Fortran 95 syntax rules R1102 for *program-stmt*, R1105 for *module-stmt*, and R1111 for *block-data-stmt*.

```
H605 program-stmt           is [ extrinsic-prefix ] PROGRAM program-name
H606 module-stmt          is [ extrinsic-prefix ] MODULE module-name
H607 block-data-stmt      is [ extrinsic-prefix ] BLOCK DATA
                               [ block-data-name ]
```

Constraint: Every *module-subprogram* of any HPF *module* must be of the same extrinsic kind as its host, and any *module-subprogram* whose extrinsic kind is not given explicitly is assumed to be of that extrinsic kind.

Constraint: Every *internal-subprogram* of any HPF *main-program* or *module-subprogram* must be of the same extrinsic kind as its host, and any *internal-subprogram* whose extrinsic kind is not given explicitly is assumed to be of that extrinsic kind.

6.2.3 The EXTRINSIC Prefix

```
H608 extrinsic-prefix      is EXTRINSIC ( extrinsic-spec )
H609 extrinsic-spec       is extrinsic-spec-arg-list
                               or extrinsic-kind-keyword
H610 extrinsic-spec-arg   is language
                               or model
                               or external-name
H611 language             is [ LANGUAGE = ]
                               scalar-char-initialization-expr
H612 model                 is [ MODEL = ]
                               scalar-char-initialization-expr
H613 external-name        is [ EXTERNAL_NAME = ]
                               scalar-char-initialization-expr
```

Constraint: In an *extrinsic-spec-arg-list*, at least one of *language*, *model*, or *external-name* must be specified and none may be specified more than once.

Constraint: If *language* is specified without LANGUAGE=, *language* must be the first item in the *extrinsic-spec-arg-list*. If *model* is specified without MODEL=, *language* without LANGUAGE= must be the first item and *model* must be the second item in the *extrinsic-spec-arg-list*. If *external-name* is specified without EXTERNAL_NAME=, *language* without LANGUAGE= must be the first item and *model* without MODEL= must be the second item in the *extrinsic-spec-arg-list*.

Constraint: The forms with LANGUAGE=, MODEL=, and EXTERNAL_NAME= may appear in any order except as prohibited above.

1 Constraint: `EXTRINSIC(HPF)` is equivalent to `EXTRINSIC('HPF','GLOBAL')`. In the ab-
 2 sence of an *extrinsic-prefix* an HPF compiler interprets a compilation unit
 3 as if it were of extrinsic kind `HPF`. Thus, for an HPF compiler, specifying
 4 `EXTRINSIC(HPF)` or `EXTRINSIC('HPF','GLOBAL')` is redundant. Such explicit
 5 specification may, however, be required for use with a compiler that supports
 6 multiple extrinsic kinds.

7
 8 Constraint: `EXTRINSIC(HPF_LOCAL)` is equivalent to `EXTRINSIC('HPF','LOCAL')`. A
 9 *main-program* whose extrinsic kind is `HPF_LOCAL` behaves as if it were a sub-
 10 routine of extrinsic kind `HPF_LOCAL` that is called with no arguments from a
 11 main program of extrinsic kind `HPF` whose executable part consists solely of
 12 that call.

13 Constraint: `EXTRINSIC(HPF_SERIAL)` is equivalent to `EXTRINSIC('HPF','SERIAL')`. A
 14 *main-program* whose extrinsic kind is `HPF_SERIAL` behaves as if it were a sub-
 15 routine of extrinsic kind `HPF_SERIAL` that is called with no arguments from a
 16 main program of extrinsic kind `HPF` whose executable part consists solely of
 17 that call.
 18

19 Constraint: All *extrinsic-kind-keywords* whose names begin with the three letters `HPF` are
 20 reserved for present or future definition by this specification and its successors.
 21

22 *Advice to implementors.*

23 Other *languages* or *models* may be defined and provided by compiler vendors. Al-
 24 though not part of this HPF specification, they are expected to conform to the rules
 25 and spirit of HPF extrinsic kinds.
 26

27 An implementation may place certain restrictions on the programmer; moreover, each
 28 extrinsic kind may call for a different set of restrictions.

29 For example, an implementation on a parallel processor may find it convenient to
 30 replicate scalar arguments so as to provide a copy on every processor. This is permitted
 31 so long as this process is invisible to the caller. One way to achieve this is to place a
 32 restriction on the programmer: on return from the subprogram, all the copies of this
 33 scalar argument must have the same value. This implies that if the dummy argument
 34 has `INTENT(OUT)`, then all copies must have been updated consistently by the time of
 35 subprogram return.
 36

37 *(End of advice to implementors.)*
 38

39 6.3 Calling HPF Extrinsic Subprograms

40
 41 A call to an extrinsic procedure behaves, as observed by a calling program coded in HPF,
 42 exactly as if the subprogram were coded in HPF. If a function or subroutine called from
 43 a program unit of an HPF extrinsic kind does not have an explicit interface visible in the
 44 caller, it is assumed to have the same extrinsic kind as the caller.

45 In order to call a subprogram of an extrinsic kind other than that of the caller, that
 46 subprogram must have an explicit interface visible in the caller, and the subprogram is
 47 expected to behave, as observed by the caller, roughly as if it had been written as code of
 48 the same extrinsic kind as the caller. Some of the responsibility for meeting this requirement

| | | <i>Extrinsic kind of the used module</i> | | |
|---|------------|--|--------------|--------------|
| | | HPF | HPF_SERIAL | HPF_LOCAL |
| <i>Extrinsic kind of the using program unit</i> | HPF | T P D | T P | T P |
| | HPF_SERIAL | T | T P D | T |
| | HPF_LOCAL | T | T | T P D |

T = derived type definitions
P = procedures and procedure interfaces
D = data objects

Table 6.1: Entities that a using program unit is entitled to access from a module, according to the HPF extrinsic kind of each.

may rest on the compiler and some on the programmer. This interface defines the “HPF view” of the extrinsic procedure.

A called procedure that is written in a model or language other than HPF, whether or not it uses the local procedure execution model, should be declared **EXTRINSIC** within an HPF program that calls it. The **EXTRINSIC** prefix declares what sort of interface should be used when calling indicated subprograms. If there is no extrinsic specification, then the users must assume full responsibility for correctness of the implementation-dependent interface.

A *function-stmt* or *subroutine-stmt* that appears within an *interface-block* within a program unit of an HPF extrinsic kind may have an extrinsic prefix mentioning any extrinsic kind supported by the language implementation. If no *extrinsic-prefix* appears in such a *function-stmt* or *subroutine-stmt*, then it is assumed to be of the same HPF extrinsic kind as the program unit in which the interface block appears.

The procedure characteristics defined by an *interface-body* must be consistent with the procedure’s definition.

The definition and rules for a procedure with an extrinsic interface lies outside the scope of HPF. However, explicit interfaces to such procedures must conform to HPF. Note that any particular HPF implementation is free to support any selection of extrinsic kinds, or none at all except for HPF itself, which clearly must be supported by an HPF implementation.

6.3.1 Access to Types, Procedures, and Data

In general, program units of a given extrinsic kind may use names of types, procedures, or data of another program unit of the same extrinsic kind, subject to the scoping rules of Fortran.

Use of names of types, procedures, or data of another program unit of a different extrinsic kind are subject to additional restrictions summarized in Table 6.1 and described below.

Note that, if a module X of one HPF extrinsic kind is used by a program unit Y of another HPF extrinsic kind, then only names of items in X that Y is entitled to use or invoke may be use associated; that is, either X must make private all items that Y is not entitled to use, or the **USE** statement in Y must have an **ONLY** option that lists only names of items it is entitled to use.

6.3.1.1 Types

Derived type definitions without explicitly mapped components may be thought of as “extrinsic kind neutral”; a program unit of any HPF extrinsic kind may use derived type definitions from a module of any HPF extrinsic kind. Note that an Approved Extension permits the mapping of components of derived types.

6.3.1.2 Procedures

An HPF global program or procedure may call other HPF procedures that are global, local, or serial.

An HPF local program or procedure may call only other HPF local procedures and not HPF global or serial procedures.

An HPF serial program or procedure may call only other HPF serial procedures and not HPF global or local procedures.

6.3.1.3 Data

A named `COMMON` block in any program unit of an HPF kind will be associated with the `COMMON` block, if any, of that same name in every other program unit of that same extrinsic kind; similarly for unnamed `COMMON`. (Such `COMMON` storage behaves like other declared data objects within program units of that extrinsic kind; in particular, for `HPF_LOCAL` code there will be one copy of the `COMMON` block on each processor.)

It is not permitted for any given `COMMON` block name to be used in program units of different HPF kinds within a single program; similarly, it is not permitted for unnamed `COMMON` to be used in program units of different HPF kinds within a single program.

6.3.2 The Effect of a Call

A call to an extrinsic procedure must be semantically equivalent to a call of an ordinary HPF procedure that does not remap its arguments. Thus a call to an extrinsic procedure must behave *as if* the following actions occur. The HPF technical term *as if* means that the described actions should appear to a user as if they occurred, in the order specified; an implementation may carry out any actions in any order that provide the correct user-visible effects.

1. All actions of the caller preceding the subprogram invocation should be completed before any action of the subprogram is executed; and all actions of the subprogram should be completed before any action of the caller following the subprogram invocation is executed.
2. Each actual argument is remapped, if necessary, according to the directives (explicit or implicit) in the declared interface for the extrinsic procedure. Thus, HPF mapping directives appearing in the interface are binding—the compiler must obey these directives in calling local extrinsic procedures. As in the case of non-extrinsic subprograms, actual arguments may be mapped in any way; if necessary, they are copied automatically to correctly mapped temporaries before invocation of—and copied back to the actual arguments after return from—the extrinsic procedure. Scalar dummy

arguments and scalar function results behave as if they are replicated on each processor. These mappings may, optionally, be explicit in the interface, but any other explicit mapping is not HPF conforming.

3. `IN`, `OUT`, and `INOUT` intent restrictions should be observed.
4. No HPF variable is modified unless it could be modified by an HPF procedure with the same explicit interface. Note that even though `HPF_LOCAL` and `HPF_SERIAL` routines are not permitted to access and modify HPF global data, other kinds of extrinsic routines may do so to the extent that an HPF procedure could.
5. When a procedure returns and the caller resumes execution, all objects accessible to the caller after the call are mapped exactly as they were before the call. In particular, the original distribution of arguments is restored, if necessary.
6. Exactly the same set of processors is visible to the HPF environment before and after the subprogram call.

Advice to implementors.

To ensure that all actions that logically precede the call are completed, multiple processors may need to be synchronized before the call is made.

If a variable accessible to the called routine has a replicated representation, then all copies may need to be updated prior to the call to contain the correct current value according to the sequential semantics of the source program.

Replicated variables, if updated in the procedure, must be updated consistently. More precisely, if a variable accessible to a procedure has a replicated representation and is updated by (one or more copies of) the procedure, then all copies of the replicated variable must have identical values when the last processor returns from the local procedure.

An implementation might check, before returning from the local subprogram, to make sure that replicated variables have been updated consistently by the subprogram. Note, however, that there is no requirement for an implementation to do so; it is merely an implementation tradeoff between speed and, for instance, debuggability.

Note that, as with a global HPF subprogram, actual arguments may be copied or remapped in any way, so long as the effect is undone on return from the subprogram.

To ensure that all actions of the procedure logically complete before execution in the caller is resumed, multiple processors may need to be synchronized after the call.

(End of advice to implementors.)

6.4 Examples of Extrinsic Procedures

Consider:

```
PROGRAM DUMPLING
  INTERFACE
    EXTRINSIC('HPF', 'LOCAL') SUBROUTINE GNOCCHI(P, L, X)
```



```

1      INTERFACE
2          SUBROUTINE P(Q)
3              REAL Q
4          END SUBROUTINE P
5          EXTRINSIC('COBOL', 'LOCAL') SUBROUTINE L(R)
6              REAL R(:, :)
7          END SUBROUTINE L
8      END INTERFACE
9      REAL X(:)
10     END SUBROUTINE GNOCCHI
11     EXTRINSIC('HPF', 'LOCAL') SUBROUTINE POTSTICKER(Q)
12         REAL Q
13     END SUBROUTINE POTSTICKER
14     EXTRINSIC('COBOL', 'LOCAL') SUBROUTINE LEBERKNOEDEL(R)
15         REAL R(:, :)
16     END SUBROUTINE LEBERKNOEDEL
17 END INTERFACE
18 ...
19 CALL GNOCCHI(POTSTICKER, LEBERKNOEDEL, (/ 1.2, 3.4, 5.6 /) )
20 ...
21 END PROGRAM DUMPLING

```

The main program, `DUMPLING`, when compiled by an HPF compiler, is implicitly of extrinsic kind `HPF`. Interfaces are declared to three external subroutines `GNOCCHI`, `POTSTICKER`, and `LEBERKNOEDEL`. The first two are of extrinsic kind `HPF_LOCAL` and the third is of an extrinsic kind specified by the language `COBOL` and the local model. Now, `GNOCCHI` accepts two dummy procedure arguments and so interfaces must be declared for those. Because no *extrinsic-prefix* is given for dummy argument `P`, its extrinsic kind is that of its host scoping unit, the declaration of subroutine `GNOCCHI`, which has extrinsic kind `HPF_LOCAL`. The declaration of the corresponding actual argument `POTSTICKER` needs to have an explicit *extrinsic-prefix* because its host scoping unit is program `DUMPLING`, of extrinsic kind `HPF`.

Here are some more examples. In the first example, note that the declaration of the explicit size of `BAGEL` as 100 refers to its *global* size and not its local size:

```

34     INTERFACE
35         EXTRINSIC('HPF', 'LOCAL') FUNCTION BAGEL(X)
36             REAL BAGEL(100)
37             REAL X(:)
38             !HPF$ DISTRIBUTE (CYCLIC) :: BAGEL, X
39         END FUNCTION
40     END INTERFACE

```

In the next example, note that the `ALIGN` statement asserts that `X`, `Y`, and `Z` all have the same shape:

```

45     INTERFACE OPERATOR (+)
46         EXTRINSIC('C', 'LOCAL') FUNCTION LATKES(X, Y) RESULT(Z)
47             REAL, DIMENSION(:, :), INTENT(IN) :: X
48             REAL, DIMENSION(:, :), INTENT(IN) :: Y

```

```

REAL, DIMENSION(SIZE(X,1), SIZE(X,2)) :: Z           1
!HPF$ ALIGN WITH X :: Y, Z                          2
!HPF$ DISTRIBUTE (BLOCK, BLOCK) X                   3
END FUNCTION                                         4
END INTERFACE                                         5

```

In the interface block in this final example, two external procedures, one of them extrinsic and one not, are associated with the same generic procedure name, which returns a scalar of the same type as its array argument:

```

INTERFACE KNISH                                     10
FUNCTION RKNISH(X)                                11
REAL X(:), RKNISH                                12
END RKNISH                                        13
EXTRINSIC('SISAL') FUNCTION CKNISH(X)           14
COMPLEX X(:), CKNISH                             15
END CKNISH                                        16
END INTERFACE                                     17

```

18
19
20
21
22
23
24
25
26
27
28
29
30
31
32
33
34
35
36
37
38
39
40
41
42
43
44
45
46
47
48

1
2
3
4
5
6 **Section 7**
7
8

9
10 **Intrinsic and Library Procedures**
11
12
13

14 HPF includes Fortran's intrinsic procedures. It also adds new intrinsic procedures in two
15 categories: system inquiry intrinsic functions and computational intrinsic functions.

16 In addition to the new intrinsic functions, HPF defines a library module, `HPF_LIBRARY`,
17 that must be provided by vendors of any full HPF implementation.

18 This description of HPF intrinsic and library procedures follows the form and con-
19 ventions of the Fortran standard. The material of Sections F95:13.1, F95:13.2, F95:13.3,
20 F95:13.5.7, F95:13.8.1, F95:13.8.2, F95:13.9, and F95:13.10 is applicable to the HPF intrin-
21 sic and library procedures and to their descriptions in this section of the HPF document.
22

23
24 **7.1 Notation**

25 In the examples of this section, `T` and `F` are used to denote the logical values true and false.
26
27

28 **7.2 System Inquiry Intrinsic Functions**
29

30 In a multi-processor implementation, the processors may be arranged in an implemen-
31 tation-dependent multi-dimensional processor array. The system inquiry functions return
32 values related to this underlying machine and processor configuration, including the size and
33 shape of the underlying processor array. `NUMBER_OF_PROCESSORS` returns the total number
34 of processors available to the program or the number of processors available to the program
35 along a specified dimension of the processor array. `PROCESSORS_SHAPE` returns the shape of
36 the processor array.

37 The Fortran definition of restricted expression is extended to permit references to the
38 HPF system inquiry intrinsic functions. In particular, at the end of the numbered list in
39 Section 7.1.6.2 of the Fortran standard, add:

40 (13) A reference to one of the system inquiry functions `NUMBER_OF_PROCESSORS` or
41 `PROCESSORS_SHAPE`, where any argument is a restricted expression.

42 A variable that appears in a restricted expression in an HPF directive in the scoping
43 unit of a module or main program must be an implied-DO variable or an argument in a
44 reference to an array inquiry function, bit inquiry function, character inquiry function, kind
45 inquiry function, or numeric inquiry function.

46 The values returned by the system inquiry intrinsic functions remain constant for the
47 duration of one program execution. Thus, `NUMBER_OF_PROCESSORS` and `PROCESSORS_SHAPE`
48 have values that are restricted expressions and may be used wherever any other Fortran

restricted expression may be used. In particular, `NUMBER_OF_PROCESSORS` may be used in a specification expression.

The values of system inquiry functions may not occur in initialization expressions, because they may not be assumed to be constants. In particular, HPF programs may be compiled to run on machines whose configurations are not known at compile time.

Note that the system inquiry functions query the physical machine, and have nothing to do with any `PROCESSORS` directive that may occur. If an HPF program is running on a physical partition of a larger machine, then it is the smaller partition that actually executes the HPF program whose parameters are returned by the system inquiry functions.

Some machines may not have a “natural” shape to return as the value of the function `PROCESSORS_SHAPE`, for example, a machine with a tree topology. In these cases, the implementation must provide some reasonable, consistent description of the machine, such as an rank-one array of size `NUMBER_OF_PROCESSORS()`. The compiler will also have to arrange to map between this description and the underlying hardware processor identification mechanism.

Advice to users. `SIZE(PROCESSORS_SHAPE())` returns the rank of the processor array. References to system inquiry functions may occur in array declarations and in HPF directives, as in:

```

      INTEGER, DIMENSION(SIZE(PROCESSORS_SHAPE())) :: PSHAPE
!HPF$ TEMPLATE T(100, 3*NUMBER_OF_PROCESSORS())

```

(End of advice to users.)

7.3 Computational Intrinsic Functions

HPF adds one new computational intrinsic function, `ILEN`, which computes the number of bits needed to store an integer value.

7.4 Library Procedures

The mapping inquiry subroutines and computational functions described in this section are available in the HPF library module, `HPF_LIBRARY`. Use of these procedures must be accompanied by an appropriate `USE` statement in each scoping unit in which they are used. They are not intrinsic.

7.4.1 Mapping Inquiry Subroutines

HPF provides data mapping directives that are advisory in nature. The mapping inquiry subroutines allow the program to determine the actual mapping of an array at run time. It may be especially important to know the exact mapping when an `EXTRINSIC` subprogram is invoked. For these reasons, HPF includes mapping inquiry subroutines which describe how an array is actually mapped onto a machine. To keep the number of routines small, the inquiry procedures are structured as subroutines with optional `INTENT (OUT)` arguments.

7.4.2 Bit Manipulation Functions

The HPF library includes three elemental bit-manipulation functions. `LEADZ` computes the number of leading zero bits in an integer's representation. `POPCNT` counts the number of one bits in an integer. `POPPAR` computes the parity of an integer.

7.4.3 Array Reduction Functions

HPF adds additional array reduction functions that operate in the same manner as the Fortran `SUM` and `ANY` intrinsic functions. The new reduction functions are `IALL`, `IANY`, `IPARITY`, and `PARITY`, which correspond to the commutative, associative binary operations `IAND`, `IOR`, `IEOR`, and `.NEQV.` respectively.

In the specifications of these functions, the terms “`XXX` reduction” are used, where `XXX` is one of the binary operators above. These are defined by means of an example. The `IAND` reduction of all the elements of `array` for which the corresponding element of `mask` is true is the scalar integer computed in `result` by

```

17  result = IAND_IDENTITY_ELEMENT
18  DO i_1 = LBOUND(array,1), UBOUND(array,1)
19      ...
20      DO i_n = LBOUND(array,n), UBOUND(array,n)
21          IF ( mask(i_1,i_2,...,i_n) ) &
22              result = IAND( result, array(i_1,i_2,...,i_n) )
23      END DO
24      ...
25  END DO

```

Here, n is the rank of `array` and `IAND_IDENTITY_ELEMENT` is the integer which has all bits equal to one. (The interpretation of an integer as a sequence of bits is given in F95:13.5.7.) The other three reductions are similarly defined. The identity elements for `IOR` and `IEOR` are zero. The identity element for `.NEQV.` is `.FALSE.`

7.4.4 Array Combining Scatter Functions

The `XXX_SCATTER` functions are generalized array reduction functions in which an arbitrary subset of the elements of an array can be combined to produce an element of the result; the subset corresponding to the result's elements are nonoverlapping. Each of the eleven reduction operation in the language corresponds to one of the scatter functions, while `COPY_SCATTER` supports overwriting an existing value with any one of the values in the corresponding subset. The way that elements of the source array are associated with the elements of the result is described in this section; the method of combining their values is described in the specifications of the individual functions in Section 7.7.

These functions have the general form

```

44  XXX_SCATTER(ARRAY, BASE, INDX1, ..., INDXn, MASK)

```

except in the special cases noted below. The allowed values of `XXX` are `ALL`, `ANY`, `COPY`, `COUNT`, `IALL`, `IANY`, `IPARITY`, `MAXVAL`, `MINVAL`, `PARITY`, `PRODUCT`, and `SUM`. `ARRAY`, `MASK`, and all the `INDX` arrays are conformable. The `INDX` arrays are integer, and the number

of **INDX** arguments must equal the rank of **BASE**. The argument **MASK** is logical, and it is optional. Except for **COUNT_SCATTER**, **ARRAY** and **BASE** are arrays of the same type. For **COUNT_SCATTER**, **ARRAY** is of type logical and **BASE** is of type integer. (For **ALL_SCATTER**, **ANY_SCATTER**, **COUNT_SCATTER**, and **PARITY_SCATTER**, the **ARRAY** argument must be logical. These functions do not have an optional **MASK** argument. To conform with the conventions of the Fortran standard, the required **ARRAY** argument to these functions is called **MASK** in their specifications in Section 7.7.) In all cases the result array is an array with the same type, kind type parameter, and shape as **BASE**.

For every element a in **ARRAY** there is a corresponding element in each of the **INDX** arrays, since they all have the same shape as **ARRAY**. For each $j = 1, 2, \dots, n$, where n is the rank of **BASE**, let s_j be the value of the element of **INDXj** that corresponds to element a in **ARRAY**. These indices determine the element of the result that is affected by element a of **ARRAY**. For each of the indices s_j , let the corresponding index for **BASE** be given by $b_j = s_j + \text{LBOUND}(\text{BASE}, j) - 1$.

The integers b_j , $j = 1, \dots, n$, form a subscript selecting an element of **BASE**: $\text{BASE}(b_1, b_2, \dots, b_n)$. Because **BASE** and the result are conformable, for each element of **BASE** there is a corresponding element of the result.

Thus the **INDX** arrays establish a mapping from all the elements of **ARRAY** onto selected elements of the result and **BASE**. Viewed in the other direction, this mapping associates with each element b of **BASE** a set S of elements from **ARRAY**.

If S is empty, then the element of the result corresponding to the element b of **BASE** has the same value as b .

If S is non-empty, then the elements of S will be combined with element b to produce an element of the result. The detailed specifications of the scatter functions describe the particular means of combining these values. As an example, for **SUM_SCATTER**, if the elements of S are a_1, \dots, a_m , then the element of the result corresponding to the element b of **BASE** is the result of evaluating $\text{SUM}(/a_1, a_2, \dots, a_m, b/)$.

Note that the elements of the **INDX** arrays must be non-negative, and that **INDXj** may not exceed $\text{SIZE}(\text{BASE}, j)$. The result computed is not affected by the declared upper or lower bounds on indices of **BASE**; it depends only on the shape of **BASE**.

Note that, since a scalar is conformable with any array, a scalar may be used in place of an **INDX** array, in which case one hyperplane of the result is selected. See the example below.

If the optional, final **MASK** argument is present, then only the elements of **ARRAY** in positions for which **MASK** is true participate in the operation. All other elements of **ARRAY** and of the **INDX** arrays are ignored and cannot have any influence on any element of the result.

For example, if

$$\begin{array}{ll} \text{A is the array } \begin{bmatrix} 1 & 2 & 3 \\ 4 & 5 & 6 \\ 7 & 8 & 9 \end{bmatrix}; & \text{B is the array } \begin{bmatrix} -1 & -2 & -3 \\ -4 & -5 & -6 \\ -7 & -8 & -9 \end{bmatrix}; \\ \text{I1 is the array } \begin{bmatrix} 1 & 1 & 1 \\ 2 & 1 & 1 \\ 3 & 2 & 1 \end{bmatrix}; & \text{I2 is the array } \begin{bmatrix} 1 & 2 & 3 \\ 1 & 1 & 2 \\ 1 & 1 & 1 \end{bmatrix} \end{array}$$

then

```

1      SUM_SCATTER(A, B, I1, I2) is  $\begin{bmatrix} 14 & 6 & 0 \\ 8 & -5 & -6 \\ 0 & -8 & -9 \end{bmatrix}$ ;
2
3
4      SUM_SCATTER(A, B, 2, I2) is  $\begin{bmatrix} -1 & -2 & -3 \\ 30 & 3 & -3 \\ -7 & -8 & -9 \end{bmatrix}$ ;
5
6
7      SUM_SCATTER(A, B, I1, 2) is  $\begin{bmatrix} -1 & 24 & -3 \\ -4 & 7 & -6 \\ -7 & -1 & -9 \end{bmatrix}$ ;
8
9
10     SUM_SCATTER(A, B, 2, 2) is  $\begin{bmatrix} -1 & -2 & -3 \\ -4 & 40 & -6 \\ -7 & -8 & -9 \end{bmatrix}$ .
11
12
13

```

```

14     If A is the array  $\begin{bmatrix} 10 & 20 & 30 & 40 & -10 \end{bmatrix}$ ,      B is the array  $\begin{bmatrix} 1 & 2 & 3 & 4 \end{bmatrix}$ ,
15
16     and IND is the array  $\begin{bmatrix} 3 & 2 & 2 & 1 & 1 \end{bmatrix}$ ,
17
18     then SUM_SCATTER(A, B, IND, MASK=(A .GT. 0)) is  $\begin{bmatrix} 41 & 52 & 13 & 4 \end{bmatrix}$ .
19
20

```

7.4.5 Array Prefix and Suffix Functions

In a scan of a vector, each element of the result is a function of the elements of the vector that precede it (for a prefix scan) or that follow it (for a suffix scan). These functions provide scan operations on arrays and subarrays. The functions have the general form

```

25     XXX_PREFIX(ARRAY, DIM, MASK, SEGMENT, EXCLUSIVE)
26     XXX_SUFFIX(ARRAY, DIM, MASK, SEGMENT, EXCLUSIVE)

```

except in the special cases noted below. The allowed values of XXX are ALL, ANY, COPY, COUNT, IALL, IANY, IPARITY, MAXVAL, MINVAL, PARITY, PRODUCT, and SUM.

When comments below apply to both prefix and suffix forms of the routines, we will refer to them as YYYYFIX functions.

The arguments DIM, MASK, SEGMENT, and EXCLUSIVE are optional. The COPY_YYYYFIX functions do not have MASK or EXCLUSIVE arguments. The ALL_YYYYFIX, ANY_YYYYFIX, COUNT_YYYYFIX, and PARITY_YYYYFIX functions do not have MASK arguments. Their ARRAY argument must be of type logical; it is denoted MASK in their specifications in Section 7.7.

The arguments MASK and SEGMENT must be of type logical. SEGMENT must have the same shape as ARRAY. MASK must be conformable with ARRAY. EXCLUSIVE is a logical scalar. DIM is a scalar integer between one and the rank of ARRAY.

Result Value. The result has the same shape as ARRAY, and, with the exception of COUNT_YYYYFIX, the same type and kind type parameter as ARRAY. (The result of COUNT_YYYYFIX is default integer.)

In every case, every element of the result is determined by the values of certain selected elements of ARRAY in a way that is specific to the particular function and is described in its specification. The optional arguments affect the selection of elements of ARRAY for each element of the result; the selected elements of ARRAY are said to contribute to the result element. This section describes fully which elements of ARRAY contribute to a given element of the result.

If no elements of `ARRAY` are selected for a given element of the result, that result element is set to a default value that is specific to the particular function and is described in its specification.

For any given element r of the result, let a be the corresponding element of `ARRAY`. Every element of `ARRAY` contributes to r unless disqualified by one of the following rules.

1. If the function is `XXX_PREFIX`, no element that follows a in the array element ordering of `ARRAY` contributes to r . If the function is `XXX_SUFFIX`, no element that precedes a in the array element ordering of `ARRAY` contributes to r .
2. If the `DIM` argument is provided, an element z of `ARRAY` does not contribute to r unless all its indices, excepting only the index for dimension `DIM`, are the same as the corresponding indices of a . (It follows that if the `DIM` argument is omitted, then `ARRAY`, `MASK`, and `SEGMENT` are processed in array element order, as if temporarily regarded as rank-one arrays. If the `DIM` argument is present, then a family of completely independent scan operations are carried out along the selected dimension of `ARRAY`.)
3. If the `MASK` argument is provided, an element z of `ARRAY` contributes to r only if the element of `MASK` corresponding to z is true. (It follows that array elements corresponding to positions where the `MASK` is false do not contribute anywhere to the result. However, the result is nevertheless defined at all positions, even positions where the `MASK` is false.)
4. If the `SEGMENT` argument is provided, an element z of `ARRAY` does not contribute if there is some intermediate element w of `ARRAY`, possibly z itself, with all of the following properties:
 - (a) If the function is `XXX_PREFIX`, w does not precede z but does precede a in the array element ordering; if the function is `XXX_SUFFIX`, w does not follow z but does follow a in the array element ordering;
 - (b) If the `DIM` argument is present, all the indices of w , excepting only the index for dimension `DIM`, are the same as the corresponding indices of a ; and
 - (c) The element of `SEGMENT` corresponding to w does not have the same value as the element of `SEGMENT` corresponding to a . (In other words, z can contribute only if there is an unbroken string of `SEGMENT` values, all alike, extending from z through a .)
5. If the `EXCLUSIVE` argument is provided and is true, then a itself does not contribute to r .

These general rules lead to the following important cases:

Case (i): If `ARRAY` has rank one, element i of the result of `XXX_PREFIX(ARRAY)` is determined by the first i elements of `ARRAY`; element `SIZE(ARRAY) - i + 1` of the result of `XXX_SUFFIX(ARRAY)` is determined by the last i elements of `ARRAY`.

Case (ii): If `ARRAY` has rank greater than one, then each element of the result of `XXX_PREFIX(ARRAY)` has a value determined by the corresponding element a of the `ARRAY` and all elements of `ARRAY` that precede a in array element

order. For `XXX_SUFFIX`, a is determined by the elements of `ARRAY` that correspond to or follow a in array element order.

Case (iii): Each element of the result of `XXX_PREFIX(ARRAY, MASK=MASK)` is determined by selected elements of `ARRAY`, namely the corresponding element a of the `ARRAY` and all elements of `ARRAY` that precede a in array element order, but an element of `ARRAY` may contribute to the result only if the corresponding element of `MASK` is true. If this restriction results in selecting no array elements to contribute to some element of the result, then that element of the result is set to the default value for the given function.

Case (iv): Each element of the result of `XXX_PREFIX(ARRAY, DIM=DIM)` is determined by selected elements of `ARRAY`, namely the corresponding element a of the `ARRAY` and all elements of `ARRAY` that precede a along dimension `DIM`; for example, in `SUM_PREFIX(A(1:N, 1:N), DIM=2)`, result element (i_1, i_2) could be computed as `SUM(A(i_1, 1 : i_2))`. More generally, in `SUM_PREFIX(ARRAY, DIM)`, result element $i_1, i_2, \dots, i_{DIM}, \dots, i_n$ could be computed as `SUM(ARRAY(i_1, i_2, \dots, :i_{DIM}, \dots, i_n))`. (Note the colon before i_{DIM} in that last expression.)

Case (v): If `ARRAY` has rank one, then element i of the result of `XXX_PREFIX(ARRAY, EXCLUSIVE=.TRUE.)` is determined by the first $i - 1$ elements of `ARRAY`.

Case (vi): The options may be used in any combination.

Advice to users. A new segment begins at every *transition* from false to true or true to false; thus a segment is indicated by a maximal contiguous subsequence of like logical values:

```
(/T,T,T,F,T,F,F,F,T,F,F,T/)
----- - - ----- - --- -   seven segments
```

(End of advice to users.)

Rationale.

One existing library delimits the segments by indicating the *start* of each segment. Another delimits the segments by indicating the *stop* of each segment. Each method has its advantages. There is also the question of whether this convention should change when performing a suffix rather than a prefix. HPF adopts the symmetric representation above. The main advantages of this representation are:

- (A) It is symmetrical, in that the same segment specifier may be meaningfully used for prefix and suffix without changing its interpretation (start versus stop).
- (B) The start-bit or stop-bit representation is easily converted to this form by using `PARITY_PREFIX` or `PARITY_SUFFIX`. These might be standard idioms for a compiler to recognize:

```

SUM_PREFIX(FOO,SEGMENT=PARITY_PREFIX(START_BITS))
SUM_PREFIX(FOO,SEGMENT=PARITY_SUFFIX(STOP_BITS))
SUM_SUFFIX(FOO,SEGMENT=PARITY_SUFFIX(START_BITS))
SUM_SUFFIX(FOO,SEGMENT=PARITY_PREFIX(STOP_BITS))

```

(End of rationale.)

Examples. The examples below illustrate all possible combinations of optional arguments for SUM_PREFIX. The default value for SUM_YYYYFIX is zero.

Case (i): SUM_PREFIX((/1,3,5,7/)) is $[1 4 9 16]$.

Case (ii): If B is the array $\begin{bmatrix} 1 & 2 & 3 \\ 4 & 5 & 6 \\ 7 & 8 & 9 \end{bmatrix}$,

then SUM_PREFIX(B) is the array $\begin{bmatrix} 1 & 14 & 30 \\ 5 & 19 & 36 \\ 12 & 27 & 45 \end{bmatrix}$.

Case (iii): If A is the array $[3 5 -2 -1 7 4 8]$,

then SUM_PREFIX(A, MASK = A .LT. 6) is $[3 8 6 5 5 9 9]$.

Case (iv): If B is the array $\begin{bmatrix} 1 & 2 & 3 \\ 4 & 5 & 6 \\ 7 & 8 & 9 \end{bmatrix}$, then SUM_PREFIX(B, DIM=1) is the array

$\begin{bmatrix} 1 & 2 & 3 \\ 5 & 7 & 9 \\ 12 & 15 & 18 \end{bmatrix}$ and SUM_PREFIX(B, DIM=2) is the array $\begin{bmatrix} 1 & 3 & 6 \\ 4 & 9 & 15 \\ 7 & 15 & 24 \end{bmatrix}$.

Case (v): SUM_PREFIX((/1,3,5,7/), EXCLUSIVE=.TRUE.) is $[0 1 4 9]$.

Case (vi): If B is the array $\begin{bmatrix} 1 & 2 & 3 & 4 & 5 \\ 6 & 7 & 8 & 9 & 10 \\ 11 & 12 & 13 & 14 & 15 \end{bmatrix}$, M is the array

$\begin{bmatrix} T & T & T & T & T \\ F & F & T & T & T \\ T & F & T & F & F \end{bmatrix}$, and S is the array $\begin{bmatrix} T & T & F & F & F \\ F & T & T & F & F \\ T & T & T & T & T \end{bmatrix}$, then:

SUM_PREFIX(B, DIM=2, MASK=M, SEGMENT=S, EXCLUSIVE=.TRUE.) is

$\begin{bmatrix} 0 & 1 & 0 & 3 & 7 \\ 0 & 0 & 0 & 0 & 9 \\ 0 & 11 & 11 & 24 & 24 \end{bmatrix}$.

SUM_PREFIX(B, DIM=2, MASK=M, SEGMENT=S, EXCLUSIVE=.FALSE.) is

$\begin{bmatrix} 1 & 3 & 3 & 7 & 12 \\ 0 & 0 & 8 & 9 & 19 \\ 11 & 11 & 24 & 24 & 24 \end{bmatrix}$.

SUM_PREFIX(B, DIM=2, MASK=M, EXCLUSIVE=.TRUE.) is

$\begin{bmatrix} 0 & 1 & 3 & 6 & 10 \\ 0 & 0 & 0 & 8 & 17 \\ 0 & 11 & 11 & 24 & 24 \end{bmatrix}$.

```

1          SUM_PREFIX(B, DIM=2, MASK=M, EXCLUSIVE=.FALSE.) is [ 1  3  6 10 15 ]
2
3          SUM_PREFIX(B, DIM=2, SEGMENT=S, EXCLUSIVE=.TRUE.) is [ 0  1  0  3  7 ]
4
5          SUM_PREFIX(B, DIM=2, SEGMENT=S, EXCLUSIVE=.FALSE.) is [ 0  0  7  0  9 ]
6
7          SUM_PREFIX(B, DIM=2, SEGMENT=S, EXCLUSIVE=.FALSE.) is [ 0 11 23 36 50 ]
8
9          SUM_PREFIX(B, DIM=2, EXCLUSIVE=.TRUE.) is [ 1  3  3  7 12 ]
10
11          SUM_PREFIX(B, DIM=2, EXCLUSIVE=.TRUE.) is [ 6  7 15  9 19 ]
12
13          SUM_PREFIX(B, DIM=2, EXCLUSIVE=.FALSE.) is [ 11 23 36 50 65 ]
14
15          SUM_PREFIX(B, DIM=2, EXCLUSIVE=.FALSE.) is [ 0  1  3  6 10 ]
16
17          SUM_PREFIX(B, DIM=2, EXCLUSIVE=.FALSE.) is [ 0  6 13 21 30 ]
18
19          SUM_PREFIX(B, DIM=2, EXCLUSIVE=.FALSE.) is [ 0 11 23 36 50 ]
20
21          SUM_PREFIX(B, MASK=M, SEGMENT=S, EXCLUSIVE=.TRUE.) is [ 1  3  6 10 15 ]
22
23          SUM_PREFIX(B, MASK=M, SEGMENT=S, EXCLUSIVE=.FALSE.) is [ 6 13 21 30 40 ]
24
25          SUM_PREFIX(B, MASK=M, SEGMENT=S, EXCLUSIVE=.FALSE.) is [ 11 23 36 50 65 ]
26
27          SUM_PREFIX(B, MASK=M, SEGMENT=S, EXCLUSIVE=.TRUE.) is [ 0 11 0 0 0 ]
28
29          SUM_PREFIX(B, MASK=M, SEGMENT=S, EXCLUSIVE=.TRUE.) is [ 0 13 0 4 5 ]
30
31          SUM_PREFIX(B, MASK=M, SEGMENT=S, EXCLUSIVE=.FALSE.) is [ 0 13 8 0 0 ]
32
33          SUM_PREFIX(B, MASK=M, SEGMENT=S, EXCLUSIVE=.FALSE.) is [ 1 13  3  4  5 ]
34
35          SUM_PREFIX(B, MASK=M, SEGMENT=S, EXCLUSIVE=.FALSE.) is [ 0 13  8 13 15 ]
36
37          SUM_PREFIX(B, MASK=M, SEGMENT=S, EXCLUSIVE=.FALSE.) is [ 11 13 21  0  0 ]
38
39          SUM_PREFIX(B, MASK=M, SEGMENT=S, EXCLUSIVE=.TRUE.) is [ 0 12 14 38 51 ]
40
41          SUM_PREFIX(B, MASK=M, SEGMENT=S, EXCLUSIVE=.TRUE.) is [ 1 14 17 42 56 ]
42
43          SUM_PREFIX(B, MASK=M, SEGMENT=S, EXCLUSIVE=.TRUE.) is [ 1 14 25 51 66 ]
44
45          SUM_PREFIX(B, MASK=M, SEGMENT=S, EXCLUSIVE=.FALSE.) is [ 1 14 17 42 56 ]
46
47          SUM_PREFIX(B, MASK=M, SEGMENT=S, EXCLUSIVE=.FALSE.) is [ 1 14 25 51 66 ]
48
49          SUM_PREFIX(B, MASK=M, SEGMENT=S, EXCLUSIVE=.FALSE.) is [ 12 14 38 51 66 ]
50
51          SUM_PREFIX(B, MASK=M, SEGMENT=S, EXCLUSIVE=.FALSE.) is [ 0 11 0 0 0 ]
52
53          SUM_PREFIX(B, MASK=M, SEGMENT=S, EXCLUSIVE=.FALSE.) is [ 0 13 0 4 5 ]
54
55          SUM_PREFIX(B, MASK=M, SEGMENT=S, EXCLUSIVE=.FALSE.) is [ 0 20 8 0 0 ]
56
57          SUM_PREFIX(B, MASK=M, SEGMENT=S, EXCLUSIVE=.FALSE.) is [ 1 13  3  4  5 ]
58
59          SUM_PREFIX(B, MASK=M, SEGMENT=S, EXCLUSIVE=.FALSE.) is [ 6 20  8 13 15 ]
60
61          SUM_PREFIX(B, MASK=M, SEGMENT=S, EXCLUSIVE=.FALSE.) is [ 11 32 21 14 15 ]
62
63          SUM_PREFIX(B, MASK=M, SEGMENT=S, EXCLUSIVE=.FALSE.) is [ 0 18 39 63 90 ]
64
65          SUM_PREFIX(B, MASK=M, SEGMENT=S, EXCLUSIVE=.FALSE.) is [ 1 20 42 67 95 ]
66
67          SUM_PREFIX(B, MASK=M, SEGMENT=S, EXCLUSIVE=.FALSE.) is [ 7 27 50 76 105 ]
68
69          SUM_PREFIX(B, MASK=M, SEGMENT=S, EXCLUSIVE=.FALSE.) is [ 1 20 42 67 95 ]
70
71          SUM_PREFIX(B, MASK=M, SEGMENT=S, EXCLUSIVE=.FALSE.) is [ 7 27 50 76 105 ]
72
73          SUM_PREFIX(B, MASK=M, SEGMENT=S, EXCLUSIVE=.FALSE.) is [ 18 39 63 90 120 ]
74
75          SUM_PREFIX(B, MASK=M, SEGMENT=S, EXCLUSIVE=.FALSE.) is [ 18 39 63 90 120 ]

```

7.4.6 Array Sorting Functions

HPF includes procedures for sorting multidimensional arrays. The `SORT_UP` and `SORT_DOWN` functions return sorted arrays; the `GRADE_UP` and `GRADE_DOWN` functions return sorting permutations. An array can be sorted along a given axis, or the whole array may be viewed as a sequence in array element order. The grade functions use stable sorts, allowing for convenient sorting of structures by major and minor keys.

7.5 Generic Intrinsic and Library Procedures

For all of the intrinsic and library procedures, the arguments shown are the names that must be used for keywords when using the keyword form for actual arguments. Many of the argument keywords have names that are indicative of their usage, as is the case in Fortran. See Section F95:13.11.

7.5.1 System Inquiry Intrinsic Functions

`NUMBER_OF_PROCESSORS(DIM)` The number of executing processors
 Optional `DIM`
`PROCESSORS_SHAPE()` The shape of the executing processor array

7.5.2 Mapping Inquiry Subroutines

`HPF_ALIGNMENT(ALIGNEE, LB, UB, STRIDE, AXIS_MAP, IDENTITY_MAP, &
 NCOPIES)`
 Optional `LB, UB, STRIDE, AXIS_MAP, IDENTITY_MAP, NCOPIES`
`HPF_DISTRIBUTION(DISTRIBUTE, AXIS_TYPE, AXIS_INFO, PROCESSORS_RANK, &
 PROCESSORS_SHAPE)`
 Optional `AXIS_TYPE, AXIS_INFO, PROCESSORS_RANK, PROCESSORS_SHAPE`
`HPF_TEMPLATE(ALIGNEE, TEMPLATE_RANK, LB, UB, AXIS_TYPE, AXIS_INFO, &
 NUMBER_ALIGNED)`
 Optional `TEMPLATE_RANK, LB, UB, AXIS_TYPE, AXIS_INFO,
 NUMBER_ALIGNED`

7.5.3 Bit Manipulation Functions

`ILEN(I)` Bit length (intrinsic)
`LEADZ(I)` Leading zeros
`POPCNT(I)` Number of one bits
`POPPAR(I)` Parity

7.5.4 Array Reduction Functions

1
2 IALL(ARRAY, DIM, MASK) Bitwise logical AND reduction
3 Optional DIM, MASK
4 IANY(ARRAY, DIM, MASK) Bitwise logical OR reduction
5 Optional DIM, MASK
6 IPARITY(ARRAY, DIM, MASK) Bitwise logical EOR reduction
7 Optional DIM, MASK
8 PARITY(MASK, DIM) Logical EOR reduction
9 Optional DIM
10

7.5.5 Array Combining Scatter Functions

11
12
13 ALL_SCATTER(MASK, BASE, INDX1 ..., INDX n)
14 ANY_SCATTER(MASK, BASE, INDX1, ..., INDX n)
15 COPY_SCATTER(ARRAY, BASE, INDX1, ..., INDX n , MASK)
16 Optional MASK
17 COUNT_SCATTER(MASK, BASE, INDX1, ..., INDX n)
18 IALL_SCATTER(ARRAY, BASE, INDX1, ..., INDX n , MASK)
19 Optional MASK
20 IANY_SCATTER(ARRAY, BASE, INDX1, ..., INDX n , MASK)
21 Optional MASK
22 IPARITY_SCATTER(ARRAY, BASE, INDX1, ..., INDX n , MASK)
23 Optional MASK
24 MAXVAL_SCATTER(ARRAY, BASE, INDX1, ..., INDX n , MASK)
25 Optional MASK
26 MINVAL_SCATTER(ARRAY, BASE, INDX1, ..., INDX n , MASK)
27 Optional MASK
28 PARITY_SCATTER(MASK, BASE, INDX1, ..., INDX n)
29 PRODUCT_SCATTER(ARRAY, BASE, INDX1, ..., INDX n , MASK)
30 Optional MASK
31 SUM_SCATTER(ARRAY, BASE, INDX1, ..., INDX n , MASK)
32 Optional MASK
33

7.5.6 Array Prefix and Suffix Functions

34
35 ALL_PREFIX(MASK, DIM, SEGMENT, EXCLUSIVE)
36 Optional DIM, SEGMENT, EXCLUSIVE
37 ALL_SUFFIX(MASK, DIM, SEGMENT, EXCLUSIVE)
38 Optional DIM, SEGMENT, EXCLUSIVE
39 ANY_PREFIX(MASK, DIM, SEGMENT, EXCLUSIVE)
40 Optional DIM, SEGMENT, EXCLUSIVE
41 ANY_SUFFIX(MASK, DIM, SEGMENT, EXCLUSIVE)
42 Optional DIM, SEGMENT, EXCLUSIVE
43
44
45
46
47
48

| | |
|--|----|
| COPY_PREFIX(ARRAY, DIM, SEGMENT) | 1 |
| Optional DIM, SEGMENT | 2 |
| COPY_SUFFIX(ARRAY, DIM, SEGMENT) | 3 |
| Optional DIM, SEGMENT | 4 |
| COUNT_PREFIX(MASK, DIM, SEGMENT, EXCLUSIVE) | 5 |
| Optional DIM, SEGMENT, EXCLUSIVE | 6 |
| COUNT_SUFFIX(MASK, DIM, SEGMENT, EXCLUSIVE) | 7 |
| Optional DIM, SEGMENT, EXCLUSIVE | 8 |
| IALL_PREFIX(ARRAY, DIM, MASK, SEGMENT, EXCLUSIVE) | 9 |
| Optional DIM, MASK, SEGMENT, EXCLUSIVE | 10 |
| IALL_SUFFIX(ARRAY, DIM, MASK, SEGMENT, EXCLUSIVE) | 11 |
| Optional DIM, MASK, SEGMENT, EXCLUSIVE | 12 |
| IANY_PREFIX(ARRAY, DIM, MASK, SEGMENT, EXCLUSIVE) | 13 |
| Optional DIM, MASK, SEGMENT, EXCLUSIVE | 14 |
| IANY_SUFFIX(ARRAY, DIM, MASK, SEGMENT, EXCLUSIVE) | 15 |
| Optional DIM, MASK, SEGMENT, EXCLUSIVE | 16 |
| IPARITY_PREFIX(ARRAY, DIM, MASK, SEGMENT, EXCLUSIVE) | 17 |
| Optional DIM, MASK, SEGMENT, EXCLUSIVE | 18 |
| IPARITY_SUFFIX(ARRAY, DIM, MASK, SEGMENT, EXCLUSIVE) | 19 |
| Optional DIM, MASK, SEGMENT, EXCLUSIVE | 20 |
| MAXVAL_PREFIX(ARRAY, DIM, MASK, SEGMENT, EXCLUSIVE) | 21 |
| Optional DIM, MASK, SEGMENT, EXCLUSIVE | 22 |
| MAXVAL_SUFFIX(ARRAY, DIM, MASK, SEGMENT, EXCLUSIVE) | 23 |
| Optional DIM, MASK, SEGMENT, EXCLUSIVE | 24 |
| MINVAL_PREFIX(ARRAY, DIM, MASK, SEGMENT, EXCLUSIVE) | 25 |
| Optional DIM, MASK, SEGMENT, EXCLUSIVE | 26 |
| MINVAL_SUFFIX(ARRAY, DIM, MASK, SEGMENT, EXCLUSIVE) | 27 |
| Optional DIM, MASK, SEGMENT, EXCLUSIVE | 28 |
| PARITY_PREFIX(MASK, DIM, SEGMENT, EXCLUSIVE) | 29 |
| Optional DIM, SEGMENT, EXCLUSIVE | 30 |
| PARITY_SUFFIX(MASK, DIM, SEGMENT, EXCLUSIVE) | 31 |
| Optional DIM, SEGMENT, EXCLUSIVE | 32 |
| PRODUCT_PREFIX(ARRAY, DIM, MASK, SEGMENT, EXCLUSIVE) | 33 |
| Optional DIM, MASK, SEGMENT, EXCLUSIVE | 34 |
| PRODUCT_SUFFIX(ARRAY, DIM, MASK, SEGMENT, EXCLUSIVE) | 35 |
| Optional DIM, MASK, SEGMENT, EXCLUSIVE | 36 |
| SUM_PREFIX(ARRAY, DIM, MASK, SEGMENT, EXCLUSIVE) | 37 |
| Optional DIM, MASK, SEGMENT, EXCLUSIVE | 38 |
| SUM_SUFFIX(ARRAY, DIM, MASK, SEGMENT, EXCLUSIVE) | 39 |
| Optional DIM, MASK, SEGMENT, EXCLUSIVE | 40 |
| | 41 |
| | 42 |
| | 43 |
| | 44 |
| | 45 |
| | 46 |
| | 47 |
| | 48 |

7.5.7 Array Sort Functions

1
2 **GRADE_DOWN**(ARRAY,DIM) Permutation that sorts into descending order
3 Optional DIM
4 **GRADE_UP**(ARRAY,DIM) Permutation that sorts into ascending order
5 Optional DIM
6 **SORT_DOWN**(ARRAY,DIM) Sort into descending order
7 Optional DIM
8 **SORT_UP**(ARRAY,DIM) Sort into ascending order
9 Optional DIM
10

7.6 Specifications of Intrinsic Procedures

ILEN(I)

11
12
13
14
15 **Description.** Returns one less than the length, in bits, of the two's-complement
16 representation of an integer.

17
18 **Class.** Elemental function.

19
20 **Argument.** I must be of type integer.

21
22 **Result Type and Type Parameter.** Same as I.

23
24 **Result Value.** If I is nonnegative, **ILEN**(I) has the value $\lceil \log_2(I+1) \rceil$; if I is
25 negative, **ILEN**(I) has the value $\lceil \log_2(-I) \rceil$.

26
27 **Examples.** **ILEN**(4) = 3. **ILEN**(-4) = 2. $2^{**}\mathbf{ILEN}(N-1)$ rounds N up to a power
28 of 2 (for $N > 0$), whereas $2^{**}(\mathbf{ILEN}(N)-1)$ rounds N down to a power of 2. Compare
29 with **LEADZ**.

30 The value returned is one *less* than the length of the two's-complement representation
31 of I, as the following explains. The shortest two's-complement representation of 4
32 is 0100. The leading zero is the required sign bit. In 3-bit two's complement, 100
33 represents -4.

NUMBER_OF_PROCESSORS(DIM)

34
35
36 **Optional Argument.** DIM

37
38 **Description.** Returns the total number of processors available to the program or
39 the number of processors available to the program along a specified dimension of the
40 processor array.

41
42 **Class.** System inquiry function.

43
44 **Arguments.**

45
46 DIM (optional) must be scalar and of type integer with a value in the
47 range $1 \leq \mathbf{DIM} \leq n$ where n is the rank of the processor
48 array.

Result Type, Type Parameter, and Shape. Default integer scalar.

Result Value. The result has a value equal to the extent of dimension `DIM` of the implementation-dependent hardware processor array or, if `DIM` is absent, the total number of elements of the implementation-dependent hardware processor array. The result is always greater than zero.

Examples. For a computer with 8192 processors arranged in a 128 by 64 rectangular grid, the value of `NUMBER_OF_PROCESSORS()` is 8192; the value of `NUMBER_OF_PROCESSORS(DIM=1)` is 128; and the value of `NUMBER_OF_PROCESSORS(DIM=2)` is 64. For a single-processor workstation, the value of `NUMBER_OF_PROCESSORS()` is 1; since the rank of a scalar processor array is zero, no `DIM` argument may be used.

PROCESSORS_SHAPE()

Description. Returns the shape of the implementation-dependent processor array.

Class. System inquiry function.

Arguments. None

Result Type, Type Parameter, and Shape. The result is a default integer array of rank one whose size is equal to the rank of the implementation-dependent processor array.

Result Value. The value of the result is the shape of the implementation-dependent processor array.

Example. In a computer with 2048 processors arranged in a hypercube, the value of `PROCESSORS_SHAPE()` is `[2,2,2,2,2,2,2,2,2,2]`. In a computer with 8192 processors arranged in a 128 by 64 rectangular grid, the value of `PROCESSORS_SHAPE()` is `[128,64]`. For a single processor workstation, the value of `PROCESSORS_SHAPE()` is `[]` (the size-zero array of rank one).

7.7 Specifications of Library Procedures

ALL_PREFIX(MASK, DIM, SEGMENT, EXCLUSIVE)

Optional Arguments. `DIM`, `SEGMENT`, `EXCLUSIVE`

Description. Computes a segmented logical AND scan along dimension `DIM` of `MASK`.

Class. Transformational function.

Arguments.

`MASK` must be of type logical. It must not be scalar.

`DIM` (optional) must be scalar and of type integer with a value in the range $1 \leq \text{DIM} \leq n$, where n is the rank of `MASK`.

1 SEGMENT (optional) must be of type logical and must have the same shape as
2 MASK.

3 EXCLUSIVE (optional) must be of type logical and must be scalar.
4

5 **Result Type, Type Parameter, and Shape.** Same as MASK.
6

7 **Result Value.** Element r of the result has the value $\text{ALL}((/ a_1, \dots, a_m /))$ where
8 (a_1, \dots, a_m) is the (possibly empty) set of elements of MASK selected to contribute to
9 r by the rules stated in Section 7.4.5.
10

11 **Example.** $\text{ALL_PREFIX}((/T,F,T,T,T/), \text{SEGMENT}=(/F,F,F,T,T/))$ is
12 $\begin{bmatrix} T & F & F & T & T \end{bmatrix}$.
13

14 ALL_SCATTER(MASK,BASE,INDX1, ..., INDXn)

15
16 **Description.** Scatters elements of MASK to positions of the result indicated by
17 index arrays INDX1, ..., INDXn. An element of the result is true if and only if the
18 corresponding element of BASE and all elements of MASK scattered to that position
19 are true.
20

21 **Class.** Transformational function.
22

23 **Arguments.**

24 MASK must be of type logical. It must not be scalar.
25

26 BASE must be of type logical with the same kind type parameter
27 as MASK. It must not be scalar.

28 INDX1, ..., INDXn must be of type integer and conformable with MASK. The
29 number of INDX arguments must be equal to the rank of
30 BASE.
31

32 **Result Type, Type Parameter, and Shape.** Same as BASE.
33

34 **Result Value.** The element of the result corresponding to the element b of BASE has
35 the value $\text{ALL}((/a_1, a_2, \dots, a_m, b/))$, where (a_1, \dots, a_m) are the elements of MASK
36 associated with b as described in Section 7.4.4.
37

38 **Example.** $\text{ALL_SCATTER}((/T, T, T, F/), (/T, T, T/), (/1, 1, 2, 2/))$ is
39 $\begin{bmatrix} T & F & T \end{bmatrix}$.
40

41 ALL_SUFFIX(MASK, DIM, SEGMENT, EXCLUSIVE)

42
43 **Optional Arguments.** DIM, SEGMENT, EXCLUSIVE
44

45 **Description.** Computes a reverse, segmented logical AND scan along dimension
46 DIM of MASK.
47

48 **Class.** Transformational function.

Arguments.

| | | |
|-----------------------------|--|-------------|
| MASK | must be of type logical. It must not be scalar. | 1 2 3 |
| DIM (optional) | must be scalar and of type integer with a value in the range $1 \leq \text{DIM} \leq n$, where n is the rank of MASK . | 4 5 6 |
| SEGMENT (optional) | must be of type logical and must have the same shape as MASK . | 7 8 |
| EXCLUSIVE (optional) | must be of type logical and must be scalar. | 9 10 |

Result Type, Type Parameter, and Shape. Same as **MASK**.

Result Value. Element r of the result has the value $\text{ALL}((/ a_1, \dots, a_m /))$ where (a_1, \dots, a_m) is the (possibly empty) set of elements of **MASK** selected to contribute to r by the rules stated in Section 7.4.5.

Example. $\text{ALL_SUFFIX}((/T,F,T,T,T/), \text{SEGMENT}=(/F,F,F,T,T/))$ is
 $\begin{bmatrix} F & F & T & T & T \end{bmatrix}$.

ANY_PREFIX(MASK, DIM, SEGMENT, EXCLUSIVE)

Optional Arguments. **DIM**, **SEGMENT**, **EXCLUSIVE**

Description. Computes a segmented logical OR scan along dimension **DIM** of **MASK**.

Class. Transformational function.

Arguments.

| | | |
|-----------------------------|--|----------------|
| MASK | must be of type logical. It must not be scalar. | 31 32 |
| DIM (optional) | must be scalar and of type integer with a value in the range $1 \leq \text{DIM} \leq n$, where n is the rank of MASK . | 33 34 |
| SEGMENT (optional) | must be of type logical and must have the same shape as MASK . | 35 36 37 |
| EXCLUSIVE (optional) | must be of type logical and must be scalar. | 38 39 |

Result Type, Type Parameter, and Shape. Same as **MASK**.

Result Value. Element r of the result has the value $\text{ANY}((/ a_1, \dots, a_m /))$ where (a_1, \dots, a_m) is the (possibly empty) set of elements of **MASK** selected to contribute to r by the rules stated in Section 7.4.5.

Example. $\text{ANY_PREFIX}((/F,T,F,F,F/), \text{SEGMENT}=(/F,F,F,T,T/))$ is
 $\begin{bmatrix} F & T & T & F & F \end{bmatrix}$.

1 ANY_SCATTER(MASK,BASE,INDX1, ..., INDXn)

2 **Description.** Scatters elements of **MASK** to positions of the result indicated by
3 index arrays **INDX1**, ..., **INDXn**. An element of the result is true if and only if the
4 corresponding element of **BASE** or any element of **MASK** scattered to that position is
5 true.

6 **Class.** Transformational function.

7 **Arguments.**

8
9
10 **MASK** must be of type logical. It must not be scalar.
11 **BASE** must be of type logical with the same kind type parameter
12 as **MASK**. It must not be scalar.
13 **INDX1, ..., INDXn** must be of type integer and conformable with **MASK**. The
14 number of **INDX** arguments must be equal to the rank of
15 **BASE**.

16 **Result Type, Type Parameter, and Shape.** Same as **BASE**.

17
18 **Result Value.** The element of the result corresponding to the element b of **BASE** has
19 the value $\text{ANY}(\ (/a_1, a_2, \dots, a_m, b/))$, where (a_1, \dots, a_m) are the elements of **MASK**
20 associated with b as described in Section 7.4.4.

21 **Example.** $\text{ANY_SCATTER}(\ (/T, F, F, F/), (\ /F, F, T/), (\ /1, 1, 2, 2/))$ is
22 $\begin{bmatrix} T & F & T \end{bmatrix}$.

23 ANY_SUFFIX(MASK, DIM, SEGMENT, EXCLUSIVE)

24
25 **Optional Arguments.** **DIM**, **SEGMENT**, **EXCLUSIVE**

26
27 **Description.** Computes a reverse, segmented logical OR scan along dimension **DIM**
28 of **MASK**.

29
30 **Class.** Transformational function.

31 **Arguments.**

32
33
34 **MASK** must be of type logical. It must not be scalar.
35 **DIM** (optional) must be scalar and of type integer with a value in the
36 range $1 \leq \text{DIM} \leq n$, where n is the rank of **MASK**.
37 **SEGMENT** (optional) must be of type logical and must have the same shape as
38 **MASK**.
39 **EXCLUSIVE** (optional) must be of type logical and must be scalar.

40
41 **Result Type, Type Parameter, and Shape.** Same as **MASK**.

42
43 **Result Value.** Element r of the result has the value $\text{ANY}(\ (/ a_1, \dots, a_m /))$ where
44 (a_1, \dots, a_m) is the (possibly empty) set of elements of **MASK** selected to contribute to
45 r by the rules stated in Section 7.4.5.

46 **Example.** $\text{ANY_SUFFIX}(\ (/F, T, F, F, F/), \text{SEGMENT} = (\ /F, F, F, T, T/))$ is
47 $\begin{bmatrix} T & T & F & F & F \end{bmatrix}$.

48

COPY_PREFIX(ARRAY, DIM, SEGMENT)

Optional Arguments. DIM, SEGMENT

Description. Computes a segmented copy scan along dimension DIM of ARRAY.

Class. Transformational function.

Arguments.

ARRAY may be of any type. It must not be scalar.

DIM (optional) must be scalar and of type integer with a value in the range $1 \leq \text{DIM} \leq n$, where n is the rank of ARRAY.

SEGMENT (optional) must be of type logical and must have the same shape as ARRAY.

Result Type, Type Parameter, and Shape. Same as ARRAY.

Result Value. Element r of the result has the value a_1 where (a_1, \dots, a_m) is the set, in array element order, of elements of ARRAY selected to contribute to r by the rules stated in Section 7.4.5. Note that this set is never empty.

Example. COPY_PREFIX((/1,2,3,4,5/), SEGMENT= (/F,F,F,T,T/)) is

$$\begin{bmatrix} 1 & 1 & 1 & 4 & 4 \end{bmatrix}.$$

COPY_SCATTER(ARRAY,BASE,INDX1, ..., INDXn, MASK)

Optional Argument. MASK

Description. Scatters elements of ARRAY selected by MASK to positions of the result indicated by index arrays INDX1, ..., INDXn. Each element of the result is equal to one of the elements of ARRAY scattered to that position or, if there is none, to the corresponding element of BASE.

Class. Transformational function.

Arguments.

ARRAY may be of any type. It must not be scalar.

BASE must be of the same type and kind type parameter as ARRAY.

INDX1, ..., INDXn must be of type integer and conformable with ARRAY. The number of INDX arguments must be equal to the rank of BASE.

MASK (optional) must be of type logical and must be conformable with ARRAY.

Result Type, Type Parameter, and Shape. Same as BASE.

Result Value. Let S be the set of elements of `ARRAY` associated with element b of `BASE` as described in Section 7.4.4.

If S is empty, then the element of the result corresponding to the element b of `BASE` has the same value as b .

If S is non-empty, then the element of the result corresponding to the element b of `BASE` is the result of choosing one element from S . HPF does not specify how the choice is to be made; the mechanism is implementation dependent.

Example. `COPY_SCATTER((/1, 2, 3, 4/), (/7, 8, 9/), (/1, 1, 2, 2/))` is $[x, y, 9]$, where x is a member of the set $\{1, 2\}$ and y is a member of the set $\{3, 4\}$.

`COPY_SUFFIX(ARRAY, DIM, SEGMENT)`

Optional Arguments. `DIM, SEGMENT`

Description. Computes a reverse, segmented copy scan along dimension `DIM` of `ARRAY`.

Class. Transformational function.

Arguments.

| | |
|---------------------------------|---|
| <code>ARRAY</code> | may be of any type. It must not be scalar. |
| <code>DIM</code> (optional) | must be scalar and of type integer with a value in the range $1 \leq \text{DIM} \leq n$, where n is the rank of <code>ARRAY</code> . |
| <code>SEGMENT</code> (optional) | must be of type logical and must have the same shape as <code>ARRAY</code> . |

Result Type, Type Parameter, and Shape. Same as `ARRAY`.

Result Value. Element r of the result has the value a_m where (a_1, \dots, a_m) is the set, in array element order, of elements of `ARRAY` selected to contribute to r by the rules stated in Section 7.4.5. Note that this set is never empty.

Example. `COPY_SUFFIX((/1,2,3,4,5/), SEGMENT= (/F,F,F,T,T/))` is $\begin{bmatrix} 3 & 3 & 3 & 5 & 5 \end{bmatrix}$.

`COUNT_PREFIX(MASK, DIM, SEGMENT, EXCLUSIVE)`

Optional Arguments. `DIM, SEGMENT, EXCLUSIVE`

Description. Computes a segmented `COUNT` scan along dimension `DIM` of `MASK`.

Class. Transformational function.

Arguments.

| | |
|-------------------|---|
| <code>MASK</code> | must be of type logical. It must not be scalar. |
|-------------------|---|

DIM (optional) must be scalar and of type integer with a value in the range $1 \leq \text{DIM} \leq n$, where n is the rank of **MASK**.

SEGMENT (optional) must be of type logical and must have the same shape as **MASK**.

EXCLUSIVE (optional) must be of type logical and must be scalar.

Result Type, Type Parameter, and Shape. The result is of type default integer and of the same shape as **MASK**.

Result Value. Element r of the result has the value $\text{COUNT}((/ a_1, \dots, a_m /))$ where (a_1, \dots, a_m) is the (possibly empty) set of elements of **MASK** selected to contribute to r by the rules stated in Section 7.4.5.

Example. $\text{COUNT_PREFIX}(/F,T,T,T,T/), \text{SEGMENT}=(/F,F,F,T,T/)$ is

$$\begin{bmatrix} 0 & 1 & 2 & 1 & 2 \end{bmatrix}.$$

COUNT_SCATTER(MASK,BASE,INDX1, ..., INDXn)

Description. Scatters elements of **MASK** to positions of the result indicated by index arrays **INDX1**, ..., **INDXn**. Each element of the result is the sum of the corresponding element of **BASE** and the number of true elements of **MASK** scattered to that position.

Class. Transformational function.

Arguments.

MASK must be of type logical. It must not be scalar.

BASE must be of type integer. It must not be scalar.

INDX1, ..., INDXn must be of type integer and conformable with **MASK**. The number of **INDX** arguments must be equal to the rank of **BASE**.

Result Type, Type Parameter, and Shape. Same as **BASE**.

Result Value. The element of the result corresponding to the element b of **BASE** has the value $b + \text{COUNT}(/a_1, a_2, \dots, a_m/)$, where (a_1, \dots, a_m) are the elements of **MASK** associated with b as described in Section 7.4.4.

Example. $\text{COUNT_SCATTER}(/T, T, T, F/), (/1, -1, 0/), (/1, 1, 2, 2/)$ is

$$\begin{bmatrix} 3 & 0 & 0 \end{bmatrix}.$$

COUNT_SUFFIX(MASK, DIM, SEGMENT, EXCLUSIVE)

Optional Arguments. **DIM**, **SEGMENT**, **EXCLUSIVE**

Description. Computes a reverse, segmented **COUNT** scan along dimension **DIM** of **MASK**.

1 **Class.** Transformational function.

2 **Arguments.**

3 **MASK** must be of type logical. It must not be scalar.

4 **DIM** (optional) must be scalar and of type integer with a value in the
5 range $1 \leq \text{DIM} \leq n$, where n is the rank of **MASK**.

6 **SEGMENT** (optional) must be of type logical and must have the same shape as
7 **MASK**.

8 **EXCLUSIVE** (optional) must be of type logical and must be scalar.

9 **Result Type, Type Parameter, and Shape.** The result is of type default integer
10 and of the same shape as **MASK**.

11 **Result Value.** Element r of the result has the value $\text{COUNT}((/ a_1, \dots, a_m /))$
12 where (a_1, \dots, a_m) is the (possibly empty) set of elements of **MASK** selected to con-
13 tribute to r by the rules stated in Section 7.4.5.

14 **Example.** $\text{COUNT_SUFFIX}(/T,F,T,T,T/), \text{SEGMENT}=(/F,F,F,T,T/)$ is
15 $\begin{bmatrix} 2 & 1 & 1 & 2 & 1 \end{bmatrix}$.

22 **GRADE_DOWN**(**ARRAY**,**DIM**)

23 **Optional Argument.** **DIM**

24 **Description.** Produces a permutation of the indices of an array, expressed as one-
25 based coordinates, and sorted by descending array element values.

26 **Class.** Transformational function.

27 **Arguments.**

28 **ARRAY** must be of type integer, real, or character. It must not
29 be scalar.

30 **DIM** (optional) must be scalar and of type integer with a value in the
31 range $1 \leq \text{DIM} \leq n$, where n is the rank of **ARRAY**. The
32 corresponding actual argument must not be an optional
33 dummy argument.

34 **Result Type, Type Parameter, and Shape.** The result is of type default integer.
35 If **DIM** is present, the result has the same shape as **ARRAY**. If **DIM** is absent, the result
36 has shape $(/ \text{SIZE}(\text{SHAPE}(\text{ARRAY})), \text{SIZE}(\text{ARRAY}) /)$.

37 **Result Value.**

38 *Case (i):* The result of

39 **S** = **GRADE_DOWN**(**ARRAY**)

40 + **SPREAD**(**LBOUND**(**ARRAY**),**DIM**=2, **NCOPIES**=**SIZE**(**ARRAY**))-1

41 is such that if one computes the rank-one array **B** of size **SIZE**(**ARRAY**) by

FORALL (K=1:SIZE(B)) B(K)=ARRAY(S(1,K),S(2,K),...,S(N,K))
 where N has the value SIZE(SHAPE(ARRAY)), then B is sorted in descending order; moreover, all of the columns of S are distinct, that is, if $j \neq m$ then ALL(S(:,j) .EQ. S(:,m)) will be false. The sort is stable; if $j \leq m$ and $B(j) = B(m)$, then ARRAY(S(1,j),S(2,j),...,S(n,j)) precedes ARRAY(S(1,m),S(2,m),...,S(n,m)) in the array element ordering of ARRAY. The collating sequence for an array of type CHARACTER is that used by the Fortran intrinsic functions, namely ASCII.

Case (ii): The result of

R = GRADE_DOWN(ARRAY, DIM=K) + LBOUND(ARRAY, DIM=K) - 1

has the property that if one computes the array

$B(i_1, i_2, \dots, i_k, \dots, i_n) =$

ARRAY($i_1, i_2, \dots, R(i_1, i_2, \dots, i_k, \dots, i_n), \dots, i_n$)

then for all i_1, i_2, \dots , (omit i_k), \dots, i_n , the vector $B(i_1, i_2, \dots, :, \dots, i_n)$ is sorted in descending order; moreover, $R(i_1, i_2, \dots, :, \dots, i_n)$ is a permutation of all the integers between 1 and SIZE(ARRAY, DIM=K), inclusive.

The sort is stable; that is, if $j \leq m$ and

$B(i_1, i_2, \dots, j, \dots, i_n) = B(i_1, i_2, \dots, m, \dots, i_n)$, then

$R(i_1, i_2, \dots, j, \dots, i_n) \leq R(i_1, i_2, \dots, m, \dots, i_n)$. The collating sequence for an array of type CHARACTER is that used by the Fortran intrinsic functions, namely ASCII.

Examples.

Case (i): GRADE_DOWN((/30, 20, 30, 40, -10/)) is a rank two array of shape $\begin{bmatrix} 1 & 5 \end{bmatrix}$ with the value $\begin{bmatrix} 4 & 1 & 3 & 2 & 5 \end{bmatrix}$. (To produce a rank-one result, the optional DIM = 1 argument must be used.)

If A is the array $\begin{bmatrix} 1 & 9 & 2 \\ 4 & 5 & 2 \\ 1 & 2 & 4 \end{bmatrix}$,

then GRADE_DOWN(A) has the value $\begin{bmatrix} 1 & 2 & 2 & 3 & 3 & 1 & 2 & 1 & 3 \\ 2 & 2 & 1 & 3 & 2 & 3 & 3 & 1 & 1 \end{bmatrix}$.

Case (ii): If A is the array $\begin{bmatrix} 1 & 9 & 2 \\ 4 & 5 & 2 \\ 1 & 2 & 4 \end{bmatrix}$,

then GRADE_DOWN(A, DIM = 1) has the value $\begin{bmatrix} 2 & 1 & 3 \\ 1 & 2 & 1 \\ 3 & 3 & 2 \end{bmatrix}$,

and GRADE_DOWN(A, DIM = 2) has the value $\begin{bmatrix} 2 & 3 & 1 \\ 2 & 1 & 3 \\ 3 & 2 & 1 \end{bmatrix}$.

GRADE_UP(ARRAY,DIM)

Optional Argument. DIM

Description. Produces a permutation of the indices of an array, expressed as one-based coordinates, and sorted by ascending array element values.

Class. Transformational function.

Arguments.

ARRAY must be of type integer, real, or character. It must not be scalar.

DIM (optional) must be scalar and of type integer with a value in the range $1 \leq \text{DIM} \leq n$, where n is the rank of **ARRAY**. The corresponding actual argument must not be an optional dummy argument.

Result Type, Type Parameter, and Shape. The result is of type default integer. If **DIM** is present, the result has the same shape as **ARRAY**. If **DIM** is absent, the result has shape $(/ \text{SIZE}(\text{SHAPE}(\text{ARRAY})), \text{SIZE}(\text{ARRAY}) /)$.

Result Value.

Case (i): The result of

$$S = \text{GRADE_UP}(\text{ARRAY})$$

$$+ \text{SPREAD}(\text{LBOUND}(\text{ARRAY}), \text{DIM}=2, \text{NCOPIES}=\text{SIZE}(\text{ARRAY}))-1$$

is such that if one computes the rank-one array **B** of size $\text{SIZE}(\text{ARRAY})$ by **FORALL** ($K=1:\text{SIZE}(\text{B})$) $\text{B}(K)=\text{ARRAY}(S(1,K), S(2,K), \dots, S(N,K))$

where **N** has the value $\text{SIZE}(\text{SHAPE}(\text{ARRAY}))$, then **B** is sorted in ascending order; moreover, all of the columns of **S** are distinct, that is, if $j \neq m$ then $\text{ALL}(S(:,j) \text{ .EQ. } S(:,m))$ will be false. The sort is stable; if $j \leq m$ and $\text{B}(j) = \text{B}(m)$, then $\text{ARRAY}(S(1,j), S(2,j), \dots, S(n,j))$ precedes $\text{ARRAY}(S(1,m), S(2,m), \dots, S(n,m))$ in the array element ordering of **ARRAY**. The collating sequence for an array of type **CHARACTER** is that used by the Fortran intrinsic functions, namely **ASCII**.

Case (ii): The result of

$$R = \text{GRADE_UP}(\text{ARRAY}, \text{DIM}=K) + \text{LBOUND}(\text{ARRAY}, \text{DIM}=K) - 1$$

has the property that if one computes the array

$$B(i_1, i_2, \dots, i_k, \dots, i_n) =$$

$$\text{ARRAY}(i_1, i_2, \dots, R(i_1, i_2, \dots, i_k, \dots, i_n), \dots, i_n)$$

then for all $i_1, i_2, \dots, (\text{omit } i_k), \dots, i_n$, the vector $B(i_1, i_2, \dots, :, \dots, i_n)$

is sorted in ascending order; moreover, $R(i_1, i_2, \dots, :, \dots, i_n)$ is a permutation of all the integers between 1 and $\text{SIZE}(\text{ARRAY}, \text{DIM}=K)$, inclusive.

The sort is stable; that is, if $j \leq m$ and

$$B(i_1, i_2, \dots, j, \dots, i_n) = B(i_1, i_2, \dots, m, \dots, i_n),$$
 then

$R(i_1, i_2, \dots, j, \dots, i_n) \leq R(i_1, i_2, \dots, m, \dots, i_n)$. The collating sequence for an array of type **CHARACTER** is that used by the Fortran intrinsic functions, namely **ASCII**.

Examples.

Case (i): `GRADE_UP((/30, 20, 30, 40, -10/))` is a rank two array of shape $\begin{bmatrix} 1 & 5 \end{bmatrix}$ with the value $\begin{bmatrix} 5 & 2 & 1 & 3 & 4 \end{bmatrix}$. (To produce a rank-one result, the optional `DIM = 1` argument must be used.)

If `A` is the array $\begin{bmatrix} 1 & 9 & 2 \\ 4 & 5 & 2 \\ 1 & 2 & 4 \end{bmatrix}$,

then `GRADE_UP(A)` has the value $\begin{bmatrix} 1 & 3 & 3 & 1 & 2 & 2 & 3 & 2 & 1 \\ 1 & 1 & 2 & 3 & 3 & 1 & 3 & 2 & 2 \end{bmatrix}$.

Case (ii): If `A` is the array $\begin{bmatrix} 1 & 9 & 2 \\ 4 & 5 & 2 \\ 1 & 2 & 4 \end{bmatrix}$,

then `GRADE_UP(A, DIM = 1)` has the value $\begin{bmatrix} 1 & 3 & 1 \\ 3 & 2 & 2 \\ 2 & 1 & 3 \end{bmatrix}$,

and `GRADE_UP(A, DIM = 2)` has the value $\begin{bmatrix} 1 & 3 & 2 \\ 3 & 1 & 2 \\ 1 & 2 & 3 \end{bmatrix}$.

HPF_ALIGNMENT(ALIGNEE, LB, UB, STRIDE, AXIS_MAP, IDENTITY_MAP, NCOPIES)

Optional Arguments. `LB`, `UB`, `STRIDE`, `AXIS_MAP`, `IDENTITY_MAP`, `NCOPIES`

Description. Returns information regarding the correspondence of a variable and the *align-target* (array or template) to which it is ultimately aligned.

Class. Mapping inquiry subroutine.

Arguments.

`ALIGNEE` may be of any type. It may be scalar or array valued. It must not be an assumed-size array. If it is a member of an aggregate variable group, then it must be an aggregate cover of the group. (See Section 3.8 for the definitions of “aggregate variable group” and “aggregate cover.”) It must not be a pointer that is disassociated or an allocatable array that is not allocated. It is an `INTENT (IN)` argument.

If `ALIGNEE` is a pointer, information about the alignment of its target is returned. The target must not be an assumed-size dummy argument or a section of an assumed-size dummy argument.

`LB` (optional) must be of type default integer and of rank one. Its size must be at least equal to the rank of `ALIGNEE`. It is an `INTENT (OUT)` argument. The first element of the i^{th} axis of `ALIGNEE` is ultimately aligned to the $\text{LB}(i)^{\text{th}}$

1 *align-target* element along the axis of the *align-target* as-
 2 sociated with the i^{th} axis of **ALIGNEE**. If the i^{th} axis of
 3 **ALIGNEE** is a collapsed axis, **LB(i)** is implementation de-
 4 pendent.

5 **UB** (optional) must be of type default integer and of rank one. Its
 6 size must be at least equal to the rank of **ALIGNEE**. It
 7 is an **INTENT (OUT)** argument. The last element of the
 8 i^{th} axis of **ALIGNEE** is ultimately aligned to the **UB(i)**th
 9 *align-target* element along the axis of the *align-target* as-
 10 sociated with the i^{th} axis of **ALIGNEE**. If the i^{th} axis of
 11 **ALIGNEE** is a collapsed axis, **UB(i)** is implementation de-
 12 pendent.

13 **STRIDE** (optional) must be of type default integer and of rank one. Its size
 14 must be at least equal to the rank of **ALIGNEE**. It is an
 15 **INTENT (OUT)** argument. The i^{th} element of **STRIDE** is
 16 set to the stride used in aligning the elements of **ALIGNEE**
 17 along its i^{th} axis. If the i^{th} axis of **ALIGNEE** is a collapsed
 18 axis, **STRIDE(i)** is zero.

19 **AXIS_MAP** (optional) must be of type default integer and of rank one. Its size
 20 must be at least equal to the rank of **ALIGNEE**. It is an
 21 **INTENT (OUT)** argument. The i^{th} element of **AXIS_MAP**
 22 is set to the *align-target* axis associated with the i^{th} axis
 23 of **ALIGNEE**. If the i^{th} axis of **ALIGNEE** is a collapsed axis,
 24 **AXIS_MAP(i)** is 0.

25 **IDENTITY_MAP** (optional) must be scalar and of type default logical. It is an **INTENT**
 26 **(OUT)** argument. It is set to true if the ultimate *align-*
 27 *target* associated with **ALIGNEE** has a shape identical to
 28 **ALIGNEE**, the axes are mapped using the identity per-
 29 mutation, and the strides are all positive (and therefore
 30 equal to 1, because of the shape constraint); otherwise it
 31 is set to false. If a variable has not appeared as an *alignee*
 32 in an **ALIGN** or **REALIGN** directive, and does not have the
 33 **INHERIT** attribute, then **IDENTITY_MAP** must be true; it
 34 can be true in other circumstances as well.

35 **NCOPIES** (optional) must be scalar and of type default integer. It is an **INTENT**
 36 **(OUT)** argument. It is set to the number of copies of
 37 **ALIGNEE** that are ultimately aligned to *align-target*. For
 38 a non-replicated variable, it is set to one.

39 **Examples.** If **ALIGNEE** is scalar, then no elements of **LB**, **UB**, **STRIDE**, or **AXIS_MAP**
 40 are set.

41 Given the declarations

```
42     REAL PI = 3.1415927
43     DIMENSION A(10,10),B(20,30),C(20,40,10),D(40)
44     !HPF$ TEMPLATE T(40,20)
```

```

!HPF$ ALIGN A(I,:) WITH T(1+3*I,2:20:2)
!HPF$ ALIGN C(I,*,J) WITH T(J,21-I)
!HPF$ ALIGN D(I) WITH T(I,4)
!HPF$ PROCESSORS PROCS(4,2), SCALARPROC
!HPF$ DISTRIBUTE T(BLOCK,BLOCK) ONTO PROCS
!HPF$ DISTRIBUTE B(CYCLIC,BLOCK) ONTO PROCS
!HPF$ DISTRIBUTE ONTO SCALARPROC :: PI

```

assuming that the actual mappings are as the directives specify, the results of calling HPF_ALIGNMENT are:

| | A | B | C | D |
|--------------|----------|----------|---------------|-------|
| LB | [4, 2] | [1, 1] | [20, N/A, 1] | [1] |
| UB | [31, 20] | [20, 30] | [1, N/A, 10] | [40] |
| STRIDE | [3, 2] | [1, 1] | [-1, 0, 1] | [1] |
| AXIS_MAP | [1, 2] | [1, 2] | [2, 0, 1] | [1] |
| IDENTITY_MAP | false | true | false | false |
| NCOPIES | 1 | 1 | 1 | 1 |

where “N/A” denotes a implementation-dependent result. To illustrate the use of NCOPIES, consider:

```

LOGICAL BOZO(20,20),RONALD_MCDONALD(20)
!HPF$ TEMPLATE EMMETT_KELLY(100,100)
!HPF$ ALIGN RONALD_MCDONALD(I) WITH BOZO(I,*)
!HPF$ ALIGN BOZO(J,K) WITH EMMETT_KELLY(J,5*K)

```

CALL HPF_ALIGNMENT(RONALD_MCDONALD, NCOPIES = NC) sets NC to 20. Now consider:

```

LOGICAL BOZO(20,20),RONALD_MCDONALD(20)
!HPF$ TEMPLATE WILLIE_WHISTLE(100)
!HPF$ ALIGN RONALD_MCDONALD(I) WITH BOZO(I,*)
!HPF$ ALIGN BOZO(J,*) WITH WILLIE_WHISTLE(5*J)

```

CALL HPF_ALIGNMENT(RONALD_MCDONALD, NCOPIES = NC) sets NC to one.

HPF_DISTRIBUTION(DISTRIBUTE, AXIS_TYPE, AXIS_INFO, PROCESSORS_RANK, PROCESSORS_SHAPE)

Optional Arguments. AXIS_TYPE, AXIS_INFO, PROCESSORS_RANK,
PROCESSORS_SHAPE

Description. The HPF_DISTRIBUTION subroutine returns information regarding the distribution of the ultimate *align-target* associated with a variable.

Class. Mapping inquiry subroutine.

Arguments.

DISTRIBUTE may be of any type. It may be scalar or array valued. It must not be an assumed-size array. If it is a member of an aggregate variable group, then it must be an aggregate

1 cover of the group. (See Section 3.8 for the definitions
 2 of “aggregate variable group” and “aggregate cover.”) It
 3 must not be a pointer that is disassociated or an allocat-
 4 able array that is not allocated. It is an `INTENT (IN)`
 5 argument.

6 If `DISTRIBUTE` is a pointer, information about the dis-
 7 tribution of its target is returned. The target must not
 8 be an assumed-size dummy argument or a section of an
 9 assumed-size dummy argument.

10 `AXIS_TYPE` (optional) must be a rank one array of type default character. It
 11 may be of any length, although it must be of length
 12 at least 9 in order to contain the complete value. Its
 13 elements are set to the values below as if by a char-
 14 acter intrinsic assignment statement. Its size must be
 15 at least equal to the rank of the *align-target* to which
 16 `DISTRIBUTE` is ultimately aligned; this is the value re-
 17 turned by `HPF_TEMPLATE` in `TEMPLATE_RANK`). It is an
 18 `INTENT (OUT)` argument. Its i^{th} element contains infor-
 19 mation on the distribution of the i^{th} axis of that *align-*
 20 *target*. The following values are defined by HPF (imple-
 21 mentations may define other values):

22
 23 'BLOCK' The axis is distributed `BLOCK`. The correspond-
 24 ing element of `AXIS_INFO` contains the block size.

25 'COLLAPSED' The axis is collapsed (distributed with the
 26 “*” specification). The value of the corresponding
 27 element of `AXIS_INFO` is implementation dependent.

28 'CYCLIC' The axis is distributed `CYCLIC`. The corre-
 29 sponding element of `AXIS_INFO` contains the block
 30 size.

31
 32 `AXIS_INFO` (optional) must be a rank one array of type default integer, and size
 33 at least equal to the rank of the *align-target* to which
 34 `DISTRIBUTE` is ultimately aligned (which is returned by
 35 `HPF_TEMPLATE` in `TEMPLATE_RANK`). It is an `INTENT (OUT)`
 36 argument. The i^{th} element of `AXIS_INFO` contains the
 37 block size in the block or cyclic distribution of the i^{th} axis
 38 of the ultimate *align-target* of `DISTRIBUTE`; if that axis
 39 is a collapsed axis, then the value is implementation de-
 40 pendent.

41 `PROCESSORS_RANK` (optional) must be scalar and of type default integer. It is set
 42 to the rank of the processor arrangement onto which
 43 `DISTRIBUTE` is distributed. It is an `INTENT (OUT)` ar-
 44 gument.

45
 46 `PROCESSORS_SHAPE` (optional) must be a rank one array of type default integer and
 47 of size at least equal to the value, m , returned in `PROCES-`
 48 `SORS_RANK`. It is an `INTENT (OUT)` argument. Its first m

elements are set to the shape of the processor arrangement onto which DISTRIBUTE is mapped. (It may be necessary to call HPF_DISTRIBUTION twice, the first time to obtain the value of PROCESSORS_RANK in order to allocate PROCESSORS_SHAPE.)

Example. Given the declarations in the example illustrating HPF_ALIGNMENT, and assuming that the actual mappings are as the directives specify, the results of HPF_DISTRIBUTION are:

| | A | B | PI |
|------------------|--------------------|---------------------|-----|
| AXIS_TYPE | ['BLOCK', 'BLOCK'] | ['CYCLIC', 'BLOCK'] | [] |
| AXIS_INFO | [10, 10] | [1, 15] | [] |
| PROCESSORS_SHAPE | [4, 2] | [2, 2] | [] |
| PROCESSORS_RANK | 2 | 2 | 0 |

HPF_TEMPLATE(ALIGNEE, TEMPLATE_RANK, LB, UB, AXIS_TYPE, AXIS_INFO, NUMBER_ALIGNED)

Optional Arguments. LB, UB, AXIS_TYPE, AXIS_INFO, NUMBER_ALIGNED, TEMPLATE_RANK

Description. The HPF_TEMPLATE subroutine returns information regarding the ultimate *align-target* associated with a variable; HPF_TEMPLATE returns information concerning the variable from the point of view of its ultimate *align-target*, while HPF_ALIGNMENT returns information from the variable's point of view.

Class. Mapping inquiry subroutine.

Arguments.

ALIGNEE may be of any type. It may be scalar or array valued. It must not be an assumed-size array. If it is a member of an aggregate variable group, then it must be an aggregate cover of the group. (See Section 3.8 for the definitions of "aggregate variable group" and "aggregate cover.") It must not be a pointer that is disassociated or an allocatable array that is not allocated. It is an **INTENT (IN)** argument.

If **ALIGNEE** is a pointer, information about the alignment of its target is returned. The target must not be an assumed-size dummy argument or a section of an assumed-size dummy argument.

TEMPLATE_RANK (optional) must be scalar and of type default integer. It is an **INTENT (OUT)** argument. It is set to the rank of the ultimate *align-target*. This can be different from the rank of the **ALIGNEE**, due to collapsing and replicating.

| | | |
|----|---------------------------|--|
| 1 | LB (optional) | must be of type default integer and of rank one. Its size |
| 2 | | must be at least equal to the rank of the <i>align-target</i> to |
| 3 | | which ALIGNEE is ultimately aligned; this is the value |
| 4 | | returned in TEMPLATE_RANK . It is an INTENT (OUT) argu- |
| 5 | | ment. The i^{th} element of LB contains the declared <i>align-</i> |
| 6 | | <i>target</i> lower bound for the i^{th} template axis. |
| 7 | | |
| 8 | UB (optional) | must be of type default integer and of rank one. Its size |
| 9 | | must be at least equal to the rank of the <i>align-target</i> to |
| 10 | | which ALIGNEE is ultimately aligned; this is the value |
| 11 | | returned in TEMPLATE_RANK . It is an INTENT (OUT) argu- |
| 12 | | ment. The i^{th} element of UB contains the declared <i>align-</i> |
| 13 | | <i>target</i> upper bound for the i^{th} template axis. |
| 14 | AXIS_TYPE (optional) | must be a rank one array of type default character. It |
| 15 | | may be of any length, although it must be of length |
| 16 | | at least 10 in order to contain the complete value. Its |
| 17 | | elements are set to the values below as if by a char- |
| 18 | | acter intrinsic assignment statement. Its size must be |
| 19 | | at least equal to the rank of the <i>align-target</i> to which |
| 20 | | ALIGNEE is ultimately aligned; this is the value returned |
| 21 | | in TEMPLATE_RANK . It is an INTENT (OUT) argument. The |
| 22 | | i^{th} element of AXIS_TYPE contains information about the |
| 23 | | i^{th} axis of the <i>align-target</i> . The following values are de- |
| 24 | | defined by HPF (implementations may define other values): |
| 25 | | |
| 26 | | 'NORMAL' The <i>align-target</i> axis has an axis of ALIGNEE |
| 27 | | aligned to it. For elements of AXIS_TYPE assigned |
| 28 | | this value, the corresponding element of AXIS_INFO |
| 29 | | is set to the number of the axis of ALIGNEE aligned |
| 30 | | to this <i>align-target</i> axis. |
| 31 | | 'REPLICATED' ALIGNEE is replicated along this <i>align-tar-</i> |
| 32 | | <i>get</i> axis. For elements of AXIS_TYPE assigned this |
| 33 | | value, the corresponding element of AXIS_INFO is set |
| 34 | | to the number of copies of ALIGNEE along this <i>align-</i> |
| 35 | | <i>target</i> axis. |
| 36 | | 'SINGLE' ALIGNEE is aligned with one coordinate of the |
| 37 | | <i>align-target</i> axis. For elements of AXIS_TYPE assigned |
| 38 | | this value, the corresponding element of AXIS_INFO |
| 39 | | is set to the <i>align-target</i> coordinate to which ALIGNEE |
| 40 | | is aligned. |
| 41 | | |
| 42 | AXIS_INFO (optional) | must be of type default integer and of rank one. Its size |
| 43 | | must be at least equal to the rank of the <i>align-target</i> to |
| 44 | | which ALIGNEE is ultimately aligned; this is the value |
| 45 | | returned in TEMPLATE_RANK . It is an INTENT (OUT) argu- |
| 46 | | ment. See the description of AXIS_TYPE above. |
| 47 | | |
| 48 | NUMBER_ALIGNED (optional) | must be scalar and of type default integer. It is an |
| | | INTENT (OUT) argument. It is set to the total number |

of variables aligned to the ultimate *align-target*. This is the number of variables that are moved if the *align-target* is redistributed.

Example. Given the declarations in the example illustrating `HPF_ALIGNMENT`, and assuming that the actual mappings are as the directives specify, the results of `HPF_TEMPLATE` are:

| | A | C | D |
|----------------|-------------------------|-------------------------|-------------------------|
| LB | [1, 1] | [1, 1] | [1, 1] |
| UB | [40, 20] | [40, 20] | [40, 20] |
| AXIS_TYPE | ['NORMAL', 'NORMAL'] | ['NORMAL', 'NORMAL'] | ['NORMAL', 'SINGLE'] |
| AXIS_INFO | [1, 2] | [3, 1] | [1, 4] |
| NUMBER_ALIGNED | 3 | 3 | 3 |
| TEMPLATE_RANK | 2 | 2 | 2 |

IALL(ARRAY, DIM, MASK)

Optional Arguments. DIM, MASK

Description. Computes a bitwise logical AND reduction along dimension DIM of ARRAY.

Class. Transformational function.

Arguments.

| | |
|-----------------|---|
| ARRAY | must be of type integer. It must not be scalar. |
| DIM (optional) | must be scalar and of type integer with a value in the range $1 \leq \text{DIM} \leq n$, where n is the rank of ARRAY. The corresponding actual argument must not be an optional dummy argument. |
| MASK (optional) | must be of type logical and must be conformable with ARRAY. |

Result Type, Type Parameter, and Shape. The result is of type integer with the same kind type parameter as ARRAY. It is scalar if DIM is absent or if ARRAY has rank one; otherwise, the result is an array of rank $n - 1$ and shape $(d_1, d_2, \dots, d_{\text{DIM}-1}, d_{\text{DIM}+1}, \dots, d_n)$ where (d_1, d_2, \dots, d_n) is the shape of ARRAY.

Result Value.

Case (i): The result of `IALL(ARRAY)` is the `IAND` reduction of all the elements of ARRAY. If ARRAY has size zero, the result is equal to a implementation-dependent integer value x with the property that `IAND(I, x) = I` for all integers I of the same kind type parameter as ARRAY. See Section 7.4.3.

1 *Case (ii):* The result of `IALL(ARRAY, MASK=MASK)` is the `IAND` reduction of all the el-
 2 elements of `ARRAY` corresponding to the true elements of `MASK`; if `MASK` con-
 3 tains no true elements, the result is equal to a implementation-dependent
 4 integer value x (of the same kind type parameter as `ARRAY`) with the
 5 property that `IAND(I, x) = I` for all integers `I`.

6 *Case (iii):* If `ARRAY` has rank one, `IALL(ARRAY, DIM [,MASK])` has a value equal to
 7 that of `IALL(ARRAY [,MASK])`. Otherwise, the value of element
 8 $(s_1, s_2, \dots, s_{DIM-1}, s_{DIM+1}, \dots, s_n)$ of `IALL(ARRAY, DIM [,MASK])` is
 9 equal to `IALL(ARRAY(s1, s2, ..., sDIM-1, :, sDIM+1, ..., sn)`
 10 `[:, MASK = MASK(s1, s2, ..., sDIM-1, :, sDIM+1, ..., sn)])`

11 Examples.

12 *Case (i):* The value of `IALL(/7, 6, 3, 2/)` is 2.

13 *Case (ii):* The value of `IALL(C, MASK = BTEST(C,0))` is the `IAND` reduction of the
 14 odd elements of `C`.

15 *Case (iii):* If `B` is the array $\begin{bmatrix} 2 & 3 & 5 \\ 3 & 7 & 7 \end{bmatrix}$, then `IALL(B, DIM = 1)` is $\begin{bmatrix} 2 & 3 & 5 \end{bmatrix}$
 16 and `IALL(B, DIM = 2)` is $\begin{bmatrix} 0 & 3 \end{bmatrix}$.

21 IALL_PREFIX(ARRAY, DIM, MASK, SEGMENT, EXCLUSIVE)

22 **Optional Arguments.** `DIM, MASK, SEGMENT, EXCLUSIVE`

23 **Description.** Computes a segmented bitwise logical AND scan along dimension `DIM`
 24 of `ARRAY`.

25 **Class.** Transformational function.

26 Arguments.

27 `ARRAY` must be of type integer. It must not be scalar.
 28 `DIM (optional)` must be scalar and of type integer with a value in the
 29 range $1 \leq \text{DIM} \leq n$, where n is the rank of `ARRAY`.
 30 `MASK (optional)` must be of type logical and must be conformable with
 31 `ARRAY`.
 32 `SEGMENT (optional)` must be of type logical and must have the same shape as
 33 `ARRAY`.
 34 `EXCLUSIVE (optional)` must be of type logical and must be scalar.

35 **Result Type, Type Parameter, and Shape.** Same as `ARRAY`.

36 **Result Value.** Element r of the result has the value `IALL(/ a1, ..., am /)` where
 37 (a_1, \dots, a_m) is the (possibly empty) set of elements of `ARRAY` selected to contribute
 38 to r by the rules stated in Section 7.4.5.

39 **Example.** `IALL_PREFIX((/1,3,2,4,5/), SEGMENT= (/F,F,F,T,T/))` is
 40 $\begin{bmatrix} 1 & 1 & 0 & 4 & 4 \end{bmatrix}$.

IALL_SCATTER(ARRAY,BASE,INDX1, ..., INDXn, MASK)**Optional Argument.** MASK

Description. Scatters elements of **ARRAY** selected by **MASK** to positions of the result indicated by index arrays **INDX1**, ..., **INDXn**. The j^{th} bit of an element of the result is 1 if and only if the j^{th} bits of the corresponding element of **BASE** and of the elements of **ARRAY** scattered to that position are all equal to 1.

Class. Transformational function.**Arguments.**

ARRAY must be of type integer. It must not be scalar.

BASE must be of type integer with the same kind type parameter as **ARRAY**. It must not be scalar.

INDX1, ..., **INDXn** must be of type integer and conformable with **ARRAY**. The number of **INDX** arguments must be equal to the rank of **BASE**.

MASK (optional) must be of type logical and must be conformable with **ARRAY**.

Result Type, Type Parameter, and Shape. Same as **BASE**.

Result Value. The element of the result corresponding to the element b of **BASE** has the value $\text{IALL}(\ (/a_1, a_2, \dots, a_m, b/ \)$, where (a_1, \dots, a_m) are the elements of **ARRAY** associated with b as described in Section 7.4.4.

Example. $\text{IALL_SCATTER}(\ (/1, 2, 3, 6/ \), (\ /1, 3, 7/ \), (\ /1, 1, 2, 2/ \))$ is $\begin{bmatrix} 0 & 2 & 7 \end{bmatrix}$.

IALL_SUFFIX(ARRAY, DIM, MASK, SEGMENT, EXCLUSIVE)**Optional Arguments.** DIM, MASK, SEGMENT, EXCLUSIVE

Description. Computes a reverse, segmented bitwise logical AND scan along dimension **DIM** of **ARRAY**.

Class. Transformational function.**Arguments.**

ARRAY must be of type integer. It must not be scalar.

DIM (optional) must be scalar and of type integer with a value in the range $1 \leq \text{DIM} \leq n$, where n is the rank of **ARRAY**.

MASK (optional) must be of type logical and must be conformable with **ARRAY**.

1 **SEGMENT** (optional) must be of type logical and must have the same shape as
2 **ARRAY**.

3 **EXCLUSIVE** (optional) must be of type logical and must be scalar.

4
5 **Result Type, Type Parameter, and Shape.** Same as **ARRAY**.

6
7 **Result Value.** Element r of the result has the value `IALL((/ a1, ..., am /))` where
8 (a_1, \dots, a_m) is the (possibly empty) set of elements of **ARRAY** selected to contribute
9 to r by the rules stated in Section 7.4.5.

10 **Example.** `IALL_SUFFIX((/1,3,2,4,5/), SEGMENT= (/F,F,F,T,T/))` is
11 $\begin{bmatrix} 0 & 2 & 2 & 4 & 5 \end{bmatrix}$.

13 **IANY(ARRAY, DIM, MASK)**

14
15 **Optional Arguments.** **DIM, MASK**

16
17 **Description.** Computes a bitwise logical OR reduction along dimension **DIM** of
18 **ARRAY**.

19 **Class.** Transformational function.

20
21 **Arguments.**

22
23 **ARRAY** must be of type integer. It must not be scalar.

24 **DIM** (optional) must be scalar and of type integer with a value in the
25 range $1 \leq \text{DIM} \leq n$, where n is the rank of **ARRAY**. The
26 corresponding actual argument must not be an optional
27 dummy argument.

28 **MASK** (optional) must be of type logical and must be conformable with
29 **ARRAY**.

30
31 **Result Type, Type Parameter, and Shape.** The result is of type integer with
32 the same kind type parameter as **ARRAY**. It is scalar if **DIM** is absent or if **ARRAY** has
33 rank one; otherwise, the result is an array of rank $n - 1$ and shape
34 $(d_1, d_2, \dots, d_{\text{DIM}-1}, d_{\text{DIM}+1}, \dots, d_n)$ where (d_1, d_2, \dots, d_n) is the shape of **ARRAY**.

35
36 **Result Value.**

37 *Case (i):* The result of `IANY(ARRAY)` is the **IOR** reduction of all the elements of
38 **ARRAY**. If **ARRAY** has size zero, the result has the value zero. See Sec-
39 tion 7.4.3.

40 *Case (ii):* The result of `IANY(ARRAY, MASK=MASK)` is the **IOR** reduction of all the
41 elements of **ARRAY** corresponding to the true elements of **MASK**; if **MASK**
42 contains no true elements, the result is zero.

43
44 *Case (iii):* If **ARRAY** has rank one, `IANY(ARRAY, DIM [,MASK])` has a value equal to
45 that of `IANY(ARRAY [,MASK])`. Otherwise, the value of element
46 $(s_1, s_2, \dots, s_{\text{DIM}-1}, s_{\text{DIM}+1}, \dots, s_n)$ of `IANY(ARRAY, DIM [,MASK])` is
47 equal to `IANY(ARRAY(s1, s2, ..., sDIM-1, :, sDIM+1, ..., sn)`
48 `[,MASK = MASK(s1, s2, ..., sDIM-1, :, sDIM+1, ..., sn)])`

Examples.

Case (i): The value of `IANY(/9, 8, 3, 2/)` is 11.

Case (ii): The value of `IANY(C, MASK = BTEST(C,0))` is the IOR reduction of the odd elements of `C`.

Case (iii): If `B` is the array $\begin{bmatrix} 2 & 3 & 5 \\ 0 & 4 & 2 \end{bmatrix}$, then `IANY(B, DIM = 1)` is $\begin{bmatrix} 2 & 7 & 7 \end{bmatrix}$
and `IANY(B, DIM = 2)` is $\begin{bmatrix} 7 & 6 \end{bmatrix}$.

IANY_PREFIX(ARRAY, DIM, MASK, SEGMENT, EXCLUSIVE)

Optional Arguments. DIM, MASK, SEGMENT, EXCLUSIVE

Description. Computes a segmented bitwise logical OR scan along dimension `DIM` of `ARRAY`.

Class. Transformational function.

Arguments.

| | |
|-----------------------------------|---|
| <code>ARRAY</code> | must be of type integer. It must not be scalar. |
| <code>DIM</code> (optional) | must be scalar and of type integer with a value in the range $1 \leq \text{DIM} \leq n$, where n is the rank of <code>ARRAY</code> . |
| <code>MASK</code> (optional) | must be of type logical and must be conformable with <code>ARRAY</code> . |
| <code>SEGMENT</code> (optional) | must be of type logical and must have the same shape as <code>ARRAY</code> . |
| <code>EXCLUSIVE</code> (optional) | must be of type logical and must be scalar. |

Result Type, Type Parameter, and Shape. Same as `ARRAY`.

Result Value. Element r of the result has the value `IANY(/ a1, ..., am /)` where (a_1, \dots, a_m) is the (possibly empty) set of elements of `ARRAY` selected to contribute to r by the rules stated in Section 7.4.5.

Example. `IANY_PREFIX(/1,2,3,2,5/, SEGMENT= (/F,F,F,T,T/))` is $\begin{bmatrix} 1 & 3 & 3 & 2 & 7 \end{bmatrix}$.

IANY_SCATTER(ARRAY,BASE,INDX1, ..., INDXn, MASK)

Optional Argument. MASK

Description. Scatters elements of `ARRAY` selected by `MASK` to positions of the result indicated by index arrays `INDX1, ..., INDXn`. The j^{th} bit of an element of the result is 1 if and only if the j^{th} bit of the corresponding element of `BASE` or of any of the elements of `ARRAY` scattered to that position is equal to 1.

1 **Class.** Transformational function.

2 **Arguments.**

3
4 **ARRAY** must be of type integer. It must not be scalar.
5 **BASE** must be of type integer with the same kind type param-
6 eter as **ARRAY**. It must not be scalar.
7
8 **INDX1, . . . , INDXn** must be of type integer and conformable with **ARRAY**. The
9 number of **INDX** arguments must be equal to the rank of
10 **BASE**.
11 **MASK (optional)** must be of type logical and must be conformable with
12 **ARRAY**.

13
14 **Result Type, Type Parameter, and Shape.** Same as **BASE**.

15 **Result Value.** The element of the result corresponding to the element b of **BASE**
16 has the value $\text{IANY}(\ (/a_1, a_2, \dots, a_m, b/))$, where (a_1, \dots, a_m) are the elements of
17 **ARRAY** associated with b as described in Section 7.4.4.

18
19 **Example.** $\text{IANY_SCATTER}(\ (/1, 2, 3, 6/) , (/1, 3, 7/) , (/1, 1, 2, 2/))$ is
20 $\begin{bmatrix} 3 & 7 & 7 \end{bmatrix}$.

21 22 **IANY_SUFFIX(ARRAY, DIM, MASK, SEGMENT, EXCLUSIVE)**

23 **Optional Arguments.** **DIM, MASK, SEGMENT, EXCLUSIVE**

24
25 **Description.** Computes a reverse, segmented bitwise logical OR scan along dimen-
26 sion **DIM** of **ARRAY**.

27
28 **Class.** Transformational function.

29 **Arguments.**

30
31 **ARRAY** must be of type integer. It must not be scalar.
32 **DIM (optional)** must be scalar and of type integer with a value in the
33 range $1 \leq \text{DIM} \leq n$, where n is the rank of **ARRAY**.
34 **MASK (optional)** must be of type logical and must be conformable with
35 **ARRAY**.
36 **SEGMENT (optional)** must be of type logical and must have the same shape as
37 **ARRAY**.
38 **EXCLUSIVE (optional)** must be of type logical and must be scalar.

39
40 **Result Type, Type Parameter, and Shape.** Same as **ARRAY**.

41
42 **Result Value.** Element r of the result has the value $\text{IANY}(\ (/ a_1, \dots, a_m /))$ where
43 (a_1, \dots, a_m) is the (possibly empty) set of elements of **ARRAY** selected to contribute
44 to r by the rules stated in Section 7.4.5.

45
46 **Example.** $\text{IANY_SUFFIX}(\ (/4, 2, 3, 2, 5/) , \text{SEGMENT} = (/F, F, F, T, T/))$ is
47 $\begin{bmatrix} 7 & 3 & 3 & 7 & 5 \end{bmatrix}$.

48

IPARITY(**ARRAY**, **DIM**, **MASK**)

Optional Arguments. DIM, MASK

Description. Computes a bitwise logical exclusive OR reduction along dimension DIM of ARRAY.

Class. Transformational function.

Arguments.

ARRAY must be of type integer. It must not be scalar.

DIM (optional) must be scalar and of type integer with a value in the range $1 \leq \text{DIM} \leq n$, where n is the rank of **ARRAY**. The corresponding actual argument must not be an optional dummy argument.

MASK (optional) must be of type logical and must be conformable with **ARRAY**.

Result Type, Type Parameter, and Shape. The result is of type integer with the same kind type parameter as **ARRAY**. It is scalar if **DIM** is absent or if **ARRAY** has rank one; otherwise, the result is an array of rank $n - 1$ and shape $(d_1, d_2, \dots, d_{\text{DIM}-1}, d_{\text{DIM}+1}, \dots, d_n)$ where (d_1, d_2, \dots, d_n) is the shape of **ARRAY**.

Result Value.

Case (i): The result of **IPARITY**(**ARRAY**) is the **IEOR** reduction of all the elements of **ARRAY**. If **ARRAY** has size zero, the result has the value zero. See Section 7.4.3.

Case (ii): The result of **IPARITY**(**ARRAY**, **MASK**=**MASK**) is the **IEOR** reduction of all the elements of **ARRAY** corresponding to the true elements of **MASK**; if **MASK** contains no true elements, the result is zero.

Case (iii): If **ARRAY** has rank one, **IPARITY**(**ARRAY**, **DIM** [,**MASK**]) has a value equal to that of **IPARITY**(**ARRAY** [,**MASK**]). Otherwise, the value of element $(s_1, s_2, \dots, s_{\text{DIM}-1}, s_{\text{DIM}+1}, \dots, s_n)$ of **IPARITY**(**ARRAY**, **DIM** [,**MASK**]) is equal to **IPARITY**(**ARRAY**($s_1, s_2, \dots, s_{\text{DIM}-1}, :, s_{\text{DIM}+1}, \dots, s_n$) [,**MASK** = **MASK**($s_1, s_2, \dots, s_{\text{DIM}-1}, :, s_{\text{DIM}+1}, \dots, s_n$)])

Examples.

Case (i): The value of **IPARITY**((/13, 8, 3, 2/)) is 4.

Case (ii): The value of **IPARITY**(**C**, **MASK** = **BTEST**(**C**,0)) is the **IEOR** reduction of the odd elements of **C**.

Case (iii): If **B** is the array $\begin{bmatrix} 2 & 3 & 7 \\ 0 & 4 & 2 \end{bmatrix}$, then **IPARITY**(**B**, **DIM** = 1) is $\begin{bmatrix} 2 & 7 & 5 \end{bmatrix}$ and **IPARITY**(**B**, **DIM** = 2) is $\begin{bmatrix} 6 & 6 \end{bmatrix}$.

1 IPARITY_PREFIX(ARRAY, DIM, MASK, SEGMENT, EXCLUSIVE)

2 **Optional Arguments.** DIM, MASK, SEGMENT, EXCLUSIVE

3
4 **Description.** Computes a segmented bitwise logical exclusive OR scan along di-
5 mension DIM of ARRAY.
6

7 **Class.** Transformational function.
8

9 **Arguments.**

10
11 **ARRAY** must be of type integer. It must not be scalar.
12 **DIM (optional)** must be scalar and of type integer with a value in the
13 range $1 \leq \text{DIM} \leq n$, where n is the rank of ARRAY.
14 **MASK (optional)** must be of type logical and must be conformable with
15 ARRAY.
16 **SEGMENT (optional)** must be of type logical and must have the same shape as
17 ARRAY.
18 **EXCLUSIVE (optional)** must be of type logical and must be scalar.
19
20

21 **Result Type, Type Parameter, and Shape.** Same as ARRAY.
22

23 **Result Value.** Element r of the result has the value $\text{IPARITY}((/ a_1, \dots, a_m /))$
24 where (a_1, \dots, a_m) is the (possibly empty) set of elements of ARRAY selected to con-
25 tribute to r by the rules stated in Section 7.4.5.
26

27 **Example.** $\text{IPARITY_PREFIX}(/1,2,3,4,5/)$, $\text{SEGMENT} = (/F,F,F,T,T/)$ is
28 $\begin{bmatrix} 1 & 3 & 0 & 4 & 1 \end{bmatrix}$.
29

30 IPARITY_SCATTER(ARRAY,BASE,INDX1, ..., INDXn, MASK)

31 **Optional Argument.** MASK

32
33 **Description.** Scatters elements of ARRAY selected by MASK to positions of the re-
34 sult indicated by index arrays INDX1, ..., INDXn. The j^{th} bit of an element of the
35 result is 1 if and only if there are an odd number of ones among the j^{th} bits of the
36 corresponding element of BASE and the elements of ARRAY scattered to that position.
37

38 **Class.** Transformational function.
39

40 **Arguments.**

41
42 **ARRAY** must be of type integer. It must not be scalar.
43 **BASE** must be of type integer with the same kind type param-
44 eter as ARRAY. It must not be scalar.
45 **INDX1, ..., INDXn** must be of type integer and conformable with ARRAY. The
46 number of INDX arguments must be equal to the rank of
47 BASE.
48

MASK (optional) must be of type logical and must be conformable with
ARRAY.

Result Type, Type Parameter, and Shape. Same as **BASE**.

Result Value. The element of the result corresponding to the element b of **BASE** has the value $\text{IPARITY}(\ (/a_1, a_2, \dots, a_m, b/ \)$, where (a_1, \dots, a_m) are the elements of **ARRAY** associated with b as described in Section 7.4.4.

Example. $\text{IPARITY_SCATTER}(\ (/1, 2, 3, 6/ \), (\ /1, 3, 7/ \), (\ /1, 1, 2, 2/ \))$ is
 $\begin{bmatrix} 2 & 6 & 7 \end{bmatrix}$.

IPARITY_SUFFIX(ARRAY, DIM, MASK, SEGMENT, EXCLUSIVE)

Optional Arguments. **DIM, MASK, SEGMENT, EXCLUSIVE**

Description. Computes a reverse, segmented bitwise logical exclusive **OR** scan along dimension **DIM** of **ARRAY**.

Class. Transformational function.

Arguments.

ARRAY must be of type integer. It must not be scalar.

DIM (optional) must be scalar and of type integer with a value in the range $1 \leq \text{DIM} \leq n$, where n is the rank of **ARRAY**.

MASK (optional) must be of type logical and must be conformable with **ARRAY**.

SEGMENT (optional) must be of type logical and must have the same shape as **ARRAY**.

EXCLUSIVE (optional) must be of type logical and must be scalar.

Result Type, Type Parameter, and Shape. Same as **ARRAY**.

Result Value. Element r of the result has the value $\text{IPARITY}(\ (/ a_1, \dots, a_m / \))$ where (a_1, \dots, a_m) is the (possibly empty) set of elements of **ARRAY** selected to contribute to r by the rules stated in Section 7.4.5.

Example. $\text{IPARITY_SUFFIX}(\ (/1, 2, 3, 4, 5/ \), \text{SEGMENT} = (\ /F, F, F, T, T/ \))$ is
 $\begin{bmatrix} 0 & 1 & 3 & 1 & 5 \end{bmatrix}$.

LEADZ(I)

Description. Return the number of leading zeros in an integer.

Class. Elemental function.

Argument. **I** must be of type integer.

Result Type and Type Parameter. Same as I.

Result Value. The result is a count of the number of leading 0-bits in the integer I. The model for the interpretation of an integer as a sequence of bits is in Section F95:13.5.7 LEADZ(0) is BIT_SIZE(I). For nonzero I, if the leftmost one bit of I occurs in position $k - 1$ (where the rightmost bit is bit 0) then LEADZ(I) is BIT_SIZE(I) - k.

Examples. LEADZ(3) has the value BIT_SIZE(3) - 2. For scalar I, LEADZ(I) .EQ. MINVAL((/ (J, J=0, BIT_SIZE(I)) /), MASK=M) where M = (/ (BTEST(I,J), J=BIT_SIZE(I)-1, 0, -1), .TRUE. /). A given integer I may produce different results from LEADZ(I), depending on the number of bits in the representation of the integer (BIT_SIZE(I)). That is because LEADZ counts bits from the most significant bit. Compare with ILEN.

MAXVAL_PREFIX(ARRAY, DIM, MASK, SEGMENT, EXCLUSIVE)

Optional Arguments. DIM, MASK, SEGMENT, EXCLUSIVE

Description. Computes a segmented MAXVAL scan along dimension DIM of ARRAY.

Class. Transformational function.

Arguments.

| | |
|----------------------|---|
| ARRAY | must be of type integer or real. It must not be scalar. |
| DIM (optional) | must be scalar and of type integer with a value in the range $1 \leq \text{DIM} \leq n$, where n is the rank of ARRAY. |
| MASK (optional) | must be of type logical and must be conformable with ARRAY. |
| SEGMENT (optional) | must be of type logical and must have the same shape as ARRAY. |
| EXCLUSIVE (optional) | must be of type logical and must be scalar. |

Result Type, Type Parameter, and Shape. Same as ARRAY.

Result Value. Element r of the result has the value MAXVAL((/ a_1, \dots, a_m /)) where (a_1, \dots, a_m) is the (possibly empty) set of elements of ARRAY selected to contribute to r by the rules stated in Section 7.4.5.

Example. MAXVAL_PREFIX((/3,4,-5,2,5/), SEGMENT= (/F,F,F,T,T/)) is

$$\begin{bmatrix} 3 & 4 & 4 & 2 & 5 \end{bmatrix}.$$

MAXVAL_SCATTER(*ARRAY*,*BASE*,*INDX1*, ..., *INDXn*, *MASK*)

Optional Argument. *MASK*

Description. Scatters elements of *ARRAY* selected by *MASK* to positions of the result indicated by index arrays *INDX1*, ..., *INDXn*. Each element of the result is assigned the maximum value of the corresponding element of *BASE* and the elements of *ARRAY* scattered to that position.

Class. Transformational function.

Arguments.

| | |
|----------------------------------|--|
| <i>ARRAY</i> | must be of type integer or real. It must not be scalar. |
| <i>BASE</i> | must be of the same type and kind type parameter as <i>ARRAY</i> . It must not be scalar. |
| <i>INDX1</i> , ..., <i>INDXn</i> | must be of type integer and conformable with <i>ARRAY</i> . The number of <i>INDX</i> arguments must be equal to the rank of <i>BASE</i> . |
| <i>MASK</i> (optional) | must be of type logical and must be conformable with <i>ARRAY</i> . |

Result Type, Type Parameter, and Shape. Same as *BASE*.

Result Value. The element of the result corresponding to the element *b* of *BASE* has the value $\text{MAXVAL}(\ (/a_1, a_2, \dots, a_m, b/ \)$, where (a_1, \dots, a_m) are the elements of *ARRAY* associated with *b* as described in Section 7.4.4.

Example. $\text{MAXVAL_SCATTER}(\ (/1, 2, 3, 1/ \), (\ /4, -5, 7/ \), (\ /1, 1, 2, 2/ \))$ is $\begin{bmatrix} 4 & 3 & 7 \end{bmatrix}$.

MAXVAL_SUFFIX(*ARRAY*, *DIM*, *MASK*, *SEGMENT*, *EXCLUSIVE*)

Optional Arguments. *DIM*, *MASK*, *SEGMENT*, *EXCLUSIVE*

Description. Computes a reverse, segmented *MAXVAL* scan along dimension *DIM* of *ARRAY*.

Class. Transformational function.

Arguments.

| | |
|------------------------|--|
| <i>ARRAY</i> | must be of type integer or real. It must not be scalar. |
| <i>DIM</i> (optional) | must be scalar and of type integer with a value in the range $1 \leq \text{DIM} \leq n$, where <i>n</i> is the rank of <i>ARRAY</i> . |
| <i>MASK</i> (optional) | must be of type logical and must be conformable with <i>ARRAY</i> . |

1 SEGMENT (optional) must be of type logical and must have the same shape as
2 ARRAY.

3 EXCLUSIVE (optional) must be of type logical and must be scalar.
4

5 **Result Type, Type Parameter, and Shape.** Same as ARRAY.
6

7 **Result Value.** Element r of the result has the value $\text{MAXVAL}((/ a_1, \dots, a_m /))$
8 where (a_1, \dots, a_m) is the (possibly empty) set of elements of ARRAY selected to con-
9 tribute to r by the rules stated in Section 7.4.5.

10 **Example.** $\text{MAXVAL_SUFFIX}(/3, 4, -5, 2, 5/)$, $\text{SEGMENT} = (/F, F, F, T, T/)$ is
11 $\begin{bmatrix} 4 & 4 & -5 & 5 & 5 \end{bmatrix}$.
12

14 MINVAL_PREFIX(ARRAY, DIM, MASK, SEGMENT, EXCLUSIVE)

15 **Optional Arguments.** DIM, MASK, SEGMENT, EXCLUSIVE
16

17 **Description.** Computes a segmented MINVAL scan along dimension DIM of ARRAY.
18

19 **Class.** Transformational function.
20

21 **Arguments.**

22 ARRAY must be of type integer or real. It must not be scalar.
23

24 DIM (optional) must be scalar and of type integer with a value in the
25 range $1 \leq \text{DIM} \leq n$, where n is the rank of ARRAY.

26 MASK (optional) must be of type logical and must be conformable with
27 ARRAY.

28 SEGMENT (optional) must be of type logical and must have the same shape as
29 ARRAY.
30

31 EXCLUSIVE (optional) must be of type logical and must be scalar.
32

33 **Result Type, Type Parameter, and Shape.** Same as ARRAY.

34 **Result Value.** Element r of the result has the value $\text{MINVAL}((/ a_1, \dots, a_m /))$
35 where (a_1, \dots, a_m) is the (possibly empty) set of elements of ARRAY selected to con-
36 tribute to r by the rules stated in Section 7.4.5.
37

38 **Example.** $\text{MINVAL_PREFIX}(/1, 2, -3, 4, 5/)$, $\text{SEGMENT} = (/F, F, F, T, T/)$ is
39 $\begin{bmatrix} 1 & 1 & -3 & 4 & 4 \end{bmatrix}$.
40

41 MINVAL_SCATTER(ARRAY, BASE, INDX1, ..., INDXn, MASK)

42 **Optional Argument.** MASK
43

44 **Description.** Scatters elements of ARRAY selected by MASK to positions of the result
45 indicated by index arrays INDX1, ..., INDXn. Each element of the result is assigned
46 the minimum value of the corresponding element of BASE and the elements of ARRAY
47 scattered to that position.
48

| | | |
|--|--|---|
| Class. | Transformational function. | 1 |
| Arguments. | | 2 |
| ARRAY | must be of type integer or real. It must not be scalar. | 3 |
| BASE | must be of the same type and kind type parameter as ARRAY . It must not be scalar. | 4 |
| INDX1, ..., INDXn | must be of type integer and conformable with ARRAY . The number of INDX arguments must be equal to the rank of BASE . | 5 |
| MASK (optional) | must be of type logical and must be conformable with ARRAY . | 6 |
| Result Type, Type Parameter, and Shape. | Same as BASE . | 7 |
| Result Value. | The element of the result corresponding to the element b of BASE has the value $\text{MINVAL}(\ (/a_1, a_2, \dots, a_m, b/ \)$, where (a_1, \dots, a_m) are the elements of ARRAY associated with b as described in Section 7.4.4. | 8 |
| Example. | $\text{MINVAL_SCATTER}(\ (/ 1, -2, -3, 6 / \), (\ / 4, 3, 7 / \), (\ / 1, 1, 2, 2 / \))$ is $\begin{bmatrix} -2 & -3 & 7 \end{bmatrix}$. | 9 |

MINVAL_SUFFIX(**ARRAY**, **DIM**, **MASK**, **SEGMENT**, **EXCLUSIVE**)

| | | |
|--|---|----|
| Optional Arguments. | DIM , MASK , SEGMENT , EXCLUSIVE | 22 |
| Description. | Computes a reverse, segmented MINVAL scan along dimension DIM of ARRAY . | 23 |
| Class. | Transformational function. | 24 |
| Arguments. | | 25 |
| ARRAY | must be of type integer or real. It must not be scalar. | 26 |
| DIM (optional) | must be scalar and of type integer with a value in the range $1 \leq \text{DIM} \leq n$, where n is the rank of ARRAY . | 27 |
| MASK (optional) | must be of type logical and must be conformable with ARRAY . | 28 |
| SEGMENT (optional) | must be of type logical and must have the same shape as ARRAY . | 29 |
| EXCLUSIVE (optional) | must be of type logical and must be scalar. | 30 |
| Result Type, Type Parameter, and Shape. | Same as ARRAY . | 31 |
| Result Value. | Element r of the result has the value $\text{MINVAL}(\ (/ a_1, \dots, a_m / \))$ where (a_1, \dots, a_m) is the (possibly empty) set of elements of ARRAY selected to contribute to r by the rules stated in Section 7.4.5. | 32 |
| Example. | $\text{MINVAL_SUFFIX}(\ (/1, 2, -3, 4, 5/ \), \text{SEGMENT}=\ (/F, F, F, T, T/ \))$ is $\begin{bmatrix} -3 & -3 & -3 & 4 & 5 \end{bmatrix}$. | 33 |

1 **PARITY(MASK, DIM)**2 **Optional Argument.** DIM3
4 **Description.** Determine whether an odd number of values are true in MASK along
5 dimension DIM.
67 **Class.** Transformational function.
89 **Arguments.**10
11 MASK must be of type logical. It must not be scalar.12 DIM (optional) must be scalar and of type integer with a value in the
13 range $1 \leq \text{DIM} \leq n$, where n is the rank of MASK. The
14 corresponding actual argument must not be an optional
15 dummy argument.
1617 **Result Type, Type Parameter, and Shape.** The result is of type logical with
18 the same kind type parameter as MASK. It is scalar if DIM is absent or if MASK has
19 rank one; otherwise, the result is an array of rank $n - 1$ and shape
20 $(d_1, d_2, \dots, d_{\text{DIM}-1}, d_{\text{DIM}+1}, \dots, d_n)$ where (d_1, d_2, \dots, d_n) is the shape of MASK.
2122 **Result Value.**23
24 *Case (i):* The result of PARITY(MASK) is the .NEQV. reduction of all the elements
25 of MASK. If MASK has size zero, the result has the value false. See Sec-
26 tion 7.4.3.27 *Case (ii):* If MASK has rank one, PARITY(MASK, DIM) has a value equal to that of
28 PARITY(MASK). Otherwise, the value of element
29 $(s_1, s_2, \dots, s_{\text{DIM}-1}, s_{\text{DIM}+1}, \dots, s_n)$ of PARITY(MASK, DIM) is equal to
30 $\text{PARITY}(\text{MASK}(s_1, s_2, \dots, s_{\text{DIM}-1}, :, s_{\text{DIM}+1}, \dots, s_n))$
3132 **Examples.**33
34 *Case (i):* The value of PARITY((/T, T, T, F/)) is true.35
36 *Case (ii):* If B is the array $\begin{bmatrix} \text{T} & \text{T} & \text{F} \\ \text{T} & \text{T} & \text{T} \end{bmatrix}$, then PARITY(B, DIM = 1) is $\begin{bmatrix} \text{F} & \text{F} & \text{T} \end{bmatrix}$
37 and PARITY(B, DIM = 2) is $\begin{bmatrix} \text{F} & \text{T} \end{bmatrix}$.
3839
40 **PARITY_PREFIX(MASK, DIM, SEGMENT, EXCLUSIVE)**41 **Optional Arguments.** DIM, SEGMENT, EXCLUSIVE42
43 **Description.** Computes a segmented logical exclusive OR scan along dimension
44 DIM of MASK.
4546 **Class.** Transformational function.
4748 **Arguments.**

| | | |
|-----------------------------|--|-------------|
| MASK | must be of type logical. It must not be scalar. | 1 |
| DIM (optional) | must be scalar and of type integer with a value in the range $1 \leq \text{DIM} \leq n$, where n is the rank of MASK . | 2 3 4 |
| SEGMENT (optional) | must be of type logical and must have the same shape as MASK . | 5 6 |
| EXCLUSIVE (optional) | must be of type logical and must be scalar. | 7 8 |

Result Type, Type Parameter, and Shape. Same as **MASK**. 10
11

Result Value. Element r of the result has the value $\text{PARITY}((/ a_1, \dots, a_m /))$ where (a_1, \dots, a_m) is the (possibly empty) set of elements of **MASK** selected to contribute to r by the rules stated in Section 7.4.5. 12
13
14
15

Example. $\text{PARITY_PREFIX}(/T,F,T,T,T/), \text{SEGMENT}=(/F,F,F,T,T/)$ is

$$\begin{bmatrix} T & T & F & T & F \end{bmatrix}.$$
 16
17
18
19

PARITY_SCATTER(MASK,BASE,INDX1, ..., INDXn) 20 21

Description. Scatters elements of **MASK** to positions of the result indicated by index arrays **INDX1**, ..., **INDXn**. An element of the result is true if and only if the number of true values among the corresponding element of **BASE** and the elements of **MASK** scattered to that position is odd. 22
23
24
25
26

Class. Transformational function. 27
28

Arguments. 29
30

| | | |
|--------------------------|---|----------------------|
| MASK | must be of type logical. It must not be scalar. | 31 32 |
| BASE | must be of type logical with the same kind type parameter as MASK . It must not be scalar. | 33 34 35 |
| INDX1, ..., INDXn | must be of type integer and conformable with MASK . The number of INDX arguments must be equal to the rank of BASE . | 36 37 38 39 |

Result Type, Type Parameter, and Shape. Same as **BASE**. 40
41

Result Value. The element of the result corresponding to the element b of **BASE** has the value $\text{PARITY}(/a_1, a_2, \dots, a_m, b/)$, where (a_1, \dots, a_m) are the elements of **MASK** associated with b as described in Section 7.4.4. 42
43
44
45

Example. $\text{PARITY_SCATTER}(/ T,T,T,T /), (/ T,F,F /), (/ 1,1,1,2 /))$ is

$$\begin{bmatrix} F & T & F \end{bmatrix}.$$
 46
47
48

1 **PARITY_SUFFIX(MASK, DIM, SEGMENT, EXCLUSIVE)**

2 **Optional Arguments.** DIM, SEGMENT, EXCLUSIVE

3
4
5 **Description.** Computes a reverse, segmented logical exclusive OR scan along di-
6 mension DIM of MASK.

7
8 **Class.** Transformational function.

9
10 **Arguments.**

11
12 **MASK** must be of type logical. It must not be scalar.

13
14 **DIM (optional)** must be scalar and of type integer with a value in the
15 range $1 \leq \text{DIM} \leq n$, where n is the rank of **MASK**.

16
17 **SEGMENT (optional)** must be of type logical and must have the same shape as
18 **MASK**.

19
20 **EXCLUSIVE (optional)** must be of type logical and must be scalar.

21
22 **Result Type, Type Parameter, and Shape.** Same as **MASK**.

23
24 **Result Value.** Element r of the result has the value $\text{PARITY}((/ a_1, \dots, a_m /))$
25 where (a_1, \dots, a_m) is the (possibly empty) set of elements of **MASK** selected to con-
26 tribute to r by the rules stated in Section 7.4.5.

27
28 **Example.** $\text{PARITY_SUFFIX}(/T,F,T,T,T/), \text{SEGMENT}=(/F,F,F,T,T/)$ is
29 $\begin{bmatrix} F & T & T & F & T \end{bmatrix}$.

30
31
32 **POPCNT(I)**

33
34 **Description.** Return the number of one bits in an integer.

35
36 **Class.** Elemental function.

37
38 **Argument.** I must be of type integer.

39
40 **Result Type and Type Parameter.** Same as I.

41
42 **Result Value.** $\text{POPCNT}(I)$ is the number of one bits in the binary representation of
43 the integer I. The model for the interpretation of an integer as a sequence of bits is
44 in Section F95:13.5.7

45
46
47 **Example.** $\text{POPCNT}(I) = \text{COUNT}((/ (\text{BTEST}(I,J), J=0, \text{BIT_SIZE}(I)-1) /))$, for
48 scalar I.

POPPAR(I)

Description. Return the parity of an integer.

Class. Elemental function.

Argument. I must be of type integer.

Result Type and Type Parameter. Same as I.

Result Value. POPPAR(I) is 1 if there are an odd number of one bits in I and zero if there are an even number. The model for the interpretation of an integer as a sequence of bits is in Section F95:13.5.7

Example. For scalar I, POPPAR(I) = MERGE(1,0,BTEST(POPCNT(I),0)).

PRODUCT_PREFIX(ARRAY, DIM, MASK, SEGMENT, EXCLUSIVE)

Optional Arguments. DIM, MASK, SEGMENT, EXCLUSIVE

Description. Computes a segmented PRODUCT scan along dimension DIM of ARRAY.

Class. Transformational function.

Arguments.

ARRAY must be of type integer, real, or complex. It must not be scalar.

DIM (optional) must be scalar and of type integer with a value in the range $1 \leq \text{DIM} \leq n$, where n is the rank of ARRAY.

MASK (optional) must be of type logical and must be conformable with ARRAY.

SEGMENT (optional) must be of type logical and must have the same shape as ARRAY.

EXCLUSIVE (optional) must be of type logical and must be scalar.

Result Type, Type Parameter, and Shape. Same as ARRAY.

Result Value. Element r of the result has the value $\text{PRODUCT}((/ a_1, \dots, a_m /))$ where (a_1, \dots, a_m) is the (possibly empty) set of elements of ARRAY selected to contribute to r by the rules stated in Section 7.4.5.

Example. $\text{PRODUCT_PREFIX} ((/1,2,3,4,5/), \text{SEGMENT}= (/F,F,F,T,T/))$ is $\begin{bmatrix} 1 & 2 & 6 & 4 & 20 \end{bmatrix}$.

PRODUCT_SCATTER(ARRAY, BASE, INDX1, ..., INDXn, MASK)

Optional Argument. MASK

Description. Scatters elements of **ARRAY** selected by **MASK** to positions of the result indicated by index arrays **INDX1**, ..., **INDXn**. Each element of the result is equal to the product of the corresponding element of **BASE** and the elements of **ARRAY** scattered to that position.

Class. Transformational function.

Arguments.

| | |
|--------------------------|--|
| ARRAY | must be of type integer, real, or complex. It must not be scalar. |
| BASE | must be of the same type and kind type parameter as ARRAY . It must not be scalar. |
| INDX1, ..., INDXn | must be of type integer and conformable with ARRAY . The number of INDX arguments must be equal to the rank of BASE . |
| MASK (optional) | must be of type logical and must be conformable with ARRAY . |

Result Type, Type Parameter, and Shape. Same as **BASE**.

Result Value. The element of the result corresponding to the element b of **BASE** has the value $\text{PRODUCT}((/a_1, a_2, \dots, a_m, b/))$, where (a_1, \dots, a_m) are the elements of **ARRAY** associated with b as described in Section 7.4.4.

Example. $\text{PRODUCT_SCATTER}((/ 1, 2, 3, 1 /), (/ 4, -5, 7 /), (/ 1, 1, 2, 2 /))$ is $\begin{bmatrix} 8 & -15 & 7 \end{bmatrix}$.

PRODUCT_SUFFIX(ARRAY, DIM, MASK, SEGMENT, EXCLUSIVE)

Optional Arguments. DIM, MASK, SEGMENT, EXCLUSIVE

Description. Computes a reverse, segmented **PRODUCT** scan along dimension **DIM** of **ARRAY**.

Class. Transformational function.

Arguments.

| | |
|------------------------|---|
| ARRAY | must be of type integer, real, or complex. It must not be scalar. |
| DIM (optional) | must be scalar and of type integer with a value in the range $1 \leq \text{DIM} \leq n$, where n is the rank of ARRAY . |
| MASK (optional) | must be of type logical and must be conformable with ARRAY . |

SEGMENT (optional) must be of type logical and must have the same shape as ARRAY. 1
2

EXCLUSIVE (optional) must be of type logical and must be scalar. 3
4

Result Type, Type Parameter, and Shape. Same as ARRAY. 5
6

Result Value. Element r of the result has the value `PRODUCT((/ a1, ..., am /))` where (a_1, \dots, a_m) is the (possibly empty) set of elements of ARRAY selected to contribute to r by the rules stated in Section 7.4.5. 7
8
9
10

Example. `PRODUCT_SUFFIX((/1,2,3,4,5/), SEGMENT= (/F,F,F,T,T/))` is
[6 6 3 20 5]. 11
12
13
14

SORT_DOWN(ARRAY,DIM) 15

Optional Argument. DIM 16
17

Description. Sort by descending value. 18
19

Class. Transformational function. 20
21

Arguments. 22
23

ARRAY must be of type integer, real, or character. It must not be scalar. 24
25
26

DIM (optional) must be scalar and of type integer with a value in the range $1 \leq \text{DIM} \leq n$, where n is the rank of ARRAY. The corresponding actual argument must not be an optional dummy argument. 27
28
29
30
31

Result Type, Type Parameter, and Shape. The result has the same shape, type, and type parameter as ARRAY. 32
33
34

Result Value. 35
36

Case (i): The result of `SORT_DOWN(ARRAY)`, when ARRAY is one-dimensional, is a vector of the same shape as ARRAY, containing the same elements (with the same number of instances) but sorted in descending element order. The collating sequence for an array of type CHARACTER is that used by the Fortran intrinsic functions, namely ASCII. 37
38
39
40
41

Case (ii): The result of `SORT_DOWN(ARRAY)` for a multi-dimensional ARRAY is the result that would be obtained by reshaping ARRAY to a rank-one array V using array element order, sorting that rank-one array in descending order, as in Case(i), and finally restoring the result to the original shape. That is, it gives the same result as `RESHAPE(SORT_DOWN(V), SHAPE = SHAPE(ARRAY))`, where $V = \text{RESHAPE}(\text{ARRAY}, \text{SHAPE} = (/ M /))$ and $M = \text{SIZE}(\text{ARRAY})$. 42
43
44
45
46
47
48

Case (iii): The result of `SORT_DOWN(ARRAY, DIM=k)` contains the same elements as `A`, but each one-dimensional array section of the form `ARRAY(i1, i2, ..., ik-1, :, ik+1, ..., in)`, where n is the rank of `ARRAY`, has been sorted in descending element order, as in *Case (i)* above.

Examples.

Case (i): `SORT_DOWN((/30, 20, 30, 40, -10/))`
has the value $\begin{bmatrix} 40 & 30 & 30 & 20 & -10 \end{bmatrix}$.

Case (ii): If `A` is the array $\begin{bmatrix} 1 & 9 & 2 \\ 4 & 5 & 2 \\ 1 & 2 & 4 \end{bmatrix}$,
then `SORT_DOWN(A)` has the value $\begin{bmatrix} 9 & 4 & 2 \\ 5 & 2 & 1 \\ 4 & 2 & 1 \end{bmatrix}$,

Case (iii): If `A` is the array $\begin{bmatrix} 1 & 9 & 2 \\ 4 & 5 & 2 \\ 1 & 2 & 4 \end{bmatrix}$,
then `SORT_DOWN(A, DIM = 1)` has the value $\begin{bmatrix} 4 & 9 & 4 \\ 1 & 5 & 2 \\ 1 & 2 & 2 \end{bmatrix}$.

`SORT_UP(ARRAY,DIM)`

Optional Argument. `DIM`

Description. Sort by ascending value.

Class. Transformational function.

Arguments.

`ARRAY` must be of type integer, real, or character. It must not be scalar.

`DIM` (optional) must be scalar and of type integer with a value in the range $1 \leq \text{DIM} \leq n$, where n is the rank of `ARRAY`. The corresponding actual argument must not be an optional dummy argument.

Result Type, Type Parameter, and Shape. The result has the same shape, type, and type parameter as `ARRAY`.

Result Value.

Case (i): The result of `SORT_UP(ARRAY)`, when `ARRAY` is one-dimensional, is a vector of the same shape as `ARRAY`, containing the same elements (with the same number of instances) but sorted in ascending element order. The collating sequence for an array of type `CHARACTER` is that used by the Fortran intrinsic functions, namely ASCII.

Case (ii): The result of `SORT_UP(ARRAY)` for a multi-dimensional `ARRAY` is the result that would be obtained by reshaping `ARRAY` to a rank-one array `V` using array element order, sorting that rank-one array in ascending order, as in *Case(i)*, and finally restoring the result to the original shape. That is, it gives the same result as `RESHAPE(SORT_UP(V), SHAPE = SHAPE(ARRAY))`, where `V = RESHAPE(ARRAY, SHAPE = (/ M /) and M = SIZE(ARRAY)`.

Case (iii): The result of `SORT_UP(ARRAY, DIM=k)` contains the same elements as `A`, but each one-dimensional array section of the form `ARRAY(i1, i2, ..., ik-1, :, ik+1, ..., in)`, where `n` is the rank of `ARRAY`, has been sorted in ascending element order, as in *Case(i)* above.

Examples.

Case (i): `SORT_UP((/30, 20, 30, 40, -10/))`
has the value $\begin{bmatrix} -10 & 20 & 30 & 30 & 40 \end{bmatrix}$.

Case (ii): If `A` is the array $\begin{bmatrix} 1 & 9 & 2 \\ 4 & 5 & 2 \\ 1 & 2 & 4 \end{bmatrix}$,

then `SORT_UP(A)` has the value $\begin{bmatrix} 1 & 2 & 4 \\ 1 & 2 & 5 \\ 2 & 4 & 9 \end{bmatrix}$,

Case (iii): If `A` is the array $\begin{bmatrix} 1 & 9 & 2 \\ 4 & 5 & 2 \\ 1 & 2 & 4 \end{bmatrix}$,

then `SORT_UP(A, DIM = 1)` has the value $\begin{bmatrix} 1 & 2 & 2 \\ 1 & 5 & 2 \\ 4 & 9 & 4 \end{bmatrix}$.

SUM_PREFIX(ARRAY, DIM, MASK, SEGMENT, EXCLUSIVE)

Optional Arguments. `DIM`, `MASK`, `SEGMENT`, `EXCLUSIVE`

Description. Computes a segmented `SUM` scan along dimension `DIM` of `ARRAY`.

Class. Transformational function.

Arguments.

| | |
|---------------------------------|--|
| <code>ARRAY</code> | must be of type integer, real, or complex. It must not be scalar. |
| <code>DIM</code> (optional) | must be scalar and of type integer with a value in the range $1 \leq \text{DIM} \leq n$, where <code>n</code> is the rank of <code>ARRAY</code> . |
| <code>MASK</code> (optional) | must be of type logical and must be conformable with <code>ARRAY</code> . |
| <code>SEGMENT</code> (optional) | must be of type logical and must have the same shape as <code>ARRAY</code> . |

1 EXCLUSIVE (optional) must be of type logical and must be scalar.

2
3 **Result Type, Type Parameter, and Shape.** Same as ARRAY.

4
5 **Result Value.** Element r of the result has the value $\text{SUM}(/ a_1, \dots, a_m /)$ where
6 (a_1, \dots, a_m) is the (possibly empty) set of elements of ARRAY selected to contribute
7 to r by the rules stated in Section 7.4.5.
8

9
10 **Example.** $\text{SUM_PREFIX}(/1,2,3,4,5/)$, $\text{SEGMENT}(/F,F,F,T,T/)$ is
11 $\begin{bmatrix} 1 & 3 & 6 & 4 & 9 \end{bmatrix}$.

12
13
14 **SUM_SCATTER(ARRAY,BASE,INDX1, ..., INDXn, MASK)**

15 **Optional Argument.** MASK

16
17 **Description.** Scatters elements of ARRAY selected by MASK to positions of the result
18 indicated by index arrays INDX1, ..., INDXn. Each element of the result is equal to
19 the sum of the corresponding element of BASE and the elements of ARRAY scattered
20 to that position.
21

22
23 **Class.** Transformational function.

24
25 **Arguments.**

26
27 ARRAY must be of type integer, real, or complex. It must not be
28 scalar.

29
30 BASE must be of the same type and kind type parameter as
31 ARRAY. It must not be scalar.

32
33 INDX1, ..., INDXn must be of type integer and conformable with ARRAY. The
34 number of INDX arguments must be equal to the rank of
35 BASE.

36
37 MASK (optional) must be of type logical and must be conformable with
38 ARRAY.

39
40 **Result Type, Type Parameter, and Shape.** Same as BASE.

41
42 **Result Value.** The element of the result corresponding to the element b of BASE has
43 the value $\text{SUM}(/a_1, a_2, \dots, a_m, b/)$, where (a_1, \dots, a_m) are the elements of ARRAY
44 associated with b as described in Section 7.4.4.
45

46
47 **Example.** $\text{SUM_SCATTER}(/1, 2, 3, 1/)$, $(/4, -5, 7/)$, $(/1, 1, 2, 2/)$ is
48 $\begin{bmatrix} 7 & -1 & 7 \end{bmatrix}$.

SUM_SUFFIX(ARRAY, DIM, MASK, SEGMENT, EXCLUSIVE)

Optional Arguments. DIM, MASK, SEGMENT, EXCLUSIVE

Description. Computes a reverse, segmented SUM scan along dimension DIM of ARRAY.

Class. Transformational function.

Arguments.

ARRAY must be of type integer, real, or complex. It must not be scalar.

DIM (optional) must be scalar and of type integer with a value in the range $1 \leq \text{DIM} \leq n$, where n is the rank of ARRAY.

MASK (optional) must be of type logical and must be conformable with ARRAY.

SEGMENT (optional) must be of type logical and must have the same shape as ARRAY.

EXCLUSIVE (optional) must be of type logical and must be scalar.

Result Type, Type Parameter, and Shape. Same as ARRAY.

Result Value. Element r of the result has the value $\text{SUM}((/ a_1, \dots, a_m /))$ where (a_1, \dots, a_m) is the (possibly empty) set of elements of ARRAY selected to contribute to r by the rules stated in Section 7.4.5.

Example. $\text{SUM_SUFFIX}(/1,2,3,4,5/, \text{SEGMENT}=(/F,F,F,T,T/))$ is
 $\begin{bmatrix} 6 & 5 & 3 & 9 & 5 \end{bmatrix}$.

Part III

HPF Approved Extensions

This major section describes the syntax and semantics of features of approved extensions to High Performance Fortran. In most cases, these features build on concepts found in HPF itself; it may therefore be necessary to refer back to Parts I and II for background information.

1
2
3
4
5
6
7
8
9
10
11
12
13
14
15
16
17
18
19
20
21
22
23
24
25
26
27
28
29
30
31
32
33
34
35
36
37
38
39
40
41
42
43
44
45
46
47
48

Section 8

Approved Extensions for Data Mapping

This section describes a set of data mapping features that extend the capabilities provided by the base set as described in Section 3. These extensions can be divided into two categories.

The first set of extensions provides the user greater control over the mapping of the data. These include directives for dynamic remapping of data, which allow the user to redistribute and realign at run time data that has been declared `DYNAMIC`. The `ONTO` clause used in the `DISTRIBUTE` directive is extended to allow direct distribution to subsets of processors. Explicit mapping of pointers and components of derived types are also introduced. Two new distributions are included: the `GEN_BLOCK` distribution, which generalizes the block distribution, and the `INDIRECT` distribution, which allows the mapping of individual array elements to be specified through a mapping array.

The programmer can use the second set of extensions to provide the compiler with information useful for generating efficient code. This category includes the `RANGE` directive, which allows the user to specify the range of distributions that a dynamically distributed array, a pointer, or a dummy argument may have. The `SHADOW` directive allows the user to specify the amount of additional space required on a processor to accommodate non-local elements in a nearest-neighbor computation.

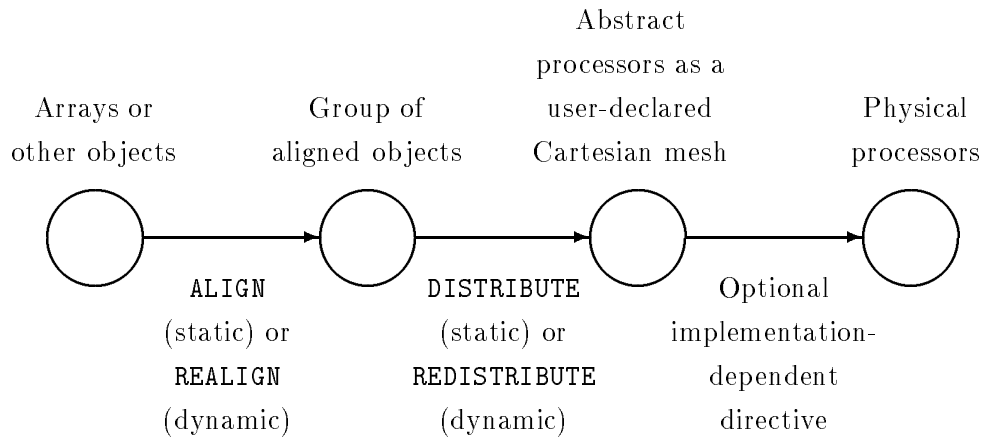
Since this section deals with extensions, we repeat some of the sections of Sections 3 and 4, providing new rules and extending old ones where necessary. In particular, subsections 8.13, 8.14 and 8.15 extend the corresponding subsections in Section 3 based on the approved extensions described here.

↑

8.1 Extended Model

The fundamental model for allocation of data to abstract processors still remains a two-level mapping as described in Section 3. However, it is extended to allow the dynamic remapping of the data objects as illustrated by the following diagram:

↑



Thus, objects can be remapped at execution time using the executable directives **REALIGN** and **REDISTRIBUTE**. Any object that is the root of an alignment tree (i.e., is not explicitly aligned to another object) can be explicitly redistributed. Redistributing such an object causes all objects ultimately aligned with it also to be redistributed so as to maintain the alignment relationships.

Any object that is not a root of an alignment tree can be explicitly realigned but not explicitly redistributed. Such a realignment does not change the mapping of any other object. Note that such remapping of data may require communication among the processors.

By analogy with the Fortran **ALLOCATABLE** attribute, HPF includes the **DYNAMIC** attribute. It is not permitted to **REALIGN** an array that has not been declared **DYNAMIC**. Similarly, it is not permitted to **REDISTRIBUTE** an array or template that has not been declared **DYNAMIC**.

Saved local variables, variables in common, and variables accessed by use association must not be implicitly remapped (e.g., by having variable distribution formats or being aligned with entities having variable distribution formats). Of these three categories of variables, only variables accessed by use association may have the **DYNAMIC** attribute.

As in Section 3.1, an object is considered to be *explicitly mapped* if it appears in an HPF mapping directive within the scoping unit in which it is declared; otherwise it is *implicitly mapped*. The definition of a mapping directive in Section 3.1 is extended as follows: A mapping directive is an **ALIGN**, **DISTRIBUTE**, **INHERIT**, **DYNAMIC**, **RANGE**, or **SHADOW** directive, or any directive that confers an alignment, a distribution, or the **INHERIT**, **DYNAMIC**, **RANGE**, or **SHADOW** attributes.

8.2 Syntax of Attributed Forms of Extended Data Mapping Directives

Like other mapping directives, the executable directives **REALIGN** and **REDISTRIBUTE** also come in two forms (statement form and attribute form) but may not be combined with other attributes in a single directive. The **RANGE** and **SHADOW** attributes may be combined with other attributes in a single directive.

```

1 H801 combined-attribute-extended is ALIGN align-attribute-stuff
2 or DISTRIBUTE dist-attribute-stuff
3 or INHERIT
4 or TEMPLATE
5 or PROCESSORS
6 or DIMENSION ( explicit-shape-spec-list )
7 or DYNAMIC
8 or RANGE range-attr-stuff
9 or SHADOW shadow-attr-stuff
10 or SUBSET
11
12

```

Constraint: The SUBSET attribute may be applied only to a processors arrangement.

The SUBSET attribute is discussed in Section 9; the rest are discussed below.

8.3 The REDISTRIBUTE Directive

The REDISTRIBUTE directive is similar to the DISTRIBUTE directive but is considered executable. An object or template may be redistributed at any time, provided it has been declared DYNAMIC (see Section 8.5). Any other objects currently ultimately aligned with an array (or template) when it is redistributed are also remapped to reflect the new distribution, in such a way as to preserve alignment relationships (see Section 3.4). (This can require a lot of computational and communication effort at run time; the programmer must take care when using this feature.)

The DISTRIBUTE directive may appear only in the *specification-part* of a scoping unit. The REDISTRIBUTE directive may appear only in the *execution-part* of a scoping unit. The principal difference between DISTRIBUTE and REDISTRIBUTE is that DISTRIBUTE must contain only a *specification-expr* as the argument to a distribution format such as BLOCK or CYCLIC, whereas in REDISTRIBUTE such an argument may be any integer expression. Another difference is that DISTRIBUTE is an attribute, and so can be combined with other attributes as part of a *combined-directive*, whereas REDISTRIBUTE is not an attribute (although a REDISTRIBUTE statement may be written in the style of attributed syntax, using “:” punctuation).

The syntax of the REDISTRIBUTE directive is:

```

37 H802 redistribute-directive is REDISTRIBUTE distributee dist-directive-stuff
38 or REDISTRIBUTE dist-attribute-stuff ::
39 distributee-list
40

```

Constraint: A *distributee* that appears in a REDISTRIBUTE directive must have the DYNAMIC attribute (see Section 8.5).

Constraint: A *distributee* in a REDISTRIBUTE directive may not appear as an *alignee* in an ALIGN or REALIGN directive.

Constraint: Neither the *dist-format-clause* nor the *dist-target* in a REDISTRIBUTE directive may begin with “*”.

Note that, although an object may not have both the `INHERIT` attribute and the `DISTRIBUTE` attribute, any object—whether or not it has the `INHERIT` attribute—may appear as a *distributtee* in a `REDISTRIBUTE` directive, provided that it has the `DYNAMIC` attribute and that it does not appear as an *alignee* in a `ALIGN` or `REALIGN` directive.

If a range directive (see Section 8.11) has been used to restrict the set of distribution formats allowed for a *distributtee*, then the new mapping must match one of the formats specified in the range directive.

The statement form of a `REDISTRIBUTE` directive may be considered an abbreviation for an attributed form that happens to mention only one *distributtee*; for example,

```
!HPF$ REDISTRIBUTE distributtee ( dist-format-list ) ONTO dist-target
```

is equivalent to

```
!HPF$ REDISTRIBUTE ( dist-format-list ) ONTO dist-target :: distributtee
```

8.4 The `REALIGN` Directive

The `REALIGN` directive is similar to the `ALIGN` directive but is considered executable. An array (or template) may be realigned at any time, provided it has been declared `DYNAMIC` (see Section 8.5). Unlike redistribution (also in Section 8.5), realigning a data object does not cause any other object to be remapped. (However, realignment of even a single object, if it is large, can require a lot of computational and communication effort at run time; the programmer must take care when using this feature.)

The `ALIGN` directive may appear only in the *specification-part* of a scoping unit. The `REALIGN` directive is similar but may appear only in the *execution-part* of a scoping unit. The principal difference between `ALIGN` and `REALIGN` is that `ALIGN` must contain only a *specification-expr* as a *subscript* or in a *subscript-triplet*, whereas in `REALIGN` an expression as a *subscript* or in a *subscript-triplet* need not be a *specification-expr*. Another difference is that `ALIGN` is an attribute, and so can be combined with other attributes as part of a *combined-directive*, whereas `REALIGN` is not an attribute (although a `REALIGN` statement may be written in the style of attributed syntax, using “:” punctuation).

The syntax of `REALIGN` is as follows:

```
H803 realign-directive           is REALIGN alignee align-directive-stuff
                                     or REALIGN align-attribute-stuff :: alignee-list
```

Constraint: Any *alignee* that appears in a `REALIGN` directive must have the `DYNAMIC` attribute (see Section 8.5).

Constraint: If the *align-target* specified in the *align-with-clause* has the `DYNAMIC` attribute, then each *alignee* must also have the `DYNAMIC` attribute.

Constraint: An *alignee* in a `REALIGN` directive may not appear as a *distributtee* in a `DISTRIBUTE` or `REDISTRIBUTE` directive.

Note that, although an object may not have both the `INHERIT` attribute and the `ALIGN` attribute, any object—whether or not it has the `INHERIT` attribute—may appear as an *alignee* in a `REALIGN` directive, provided it has the `DYNAMIC` attribute and that it does not appear as a *distributtee* in a `DISTRIBUTE` or `REDISTRIBUTE` directive.

1 If a range directive (see Section 8.11) has been used to restrict the set of distribution
 2 formats allowed for an *alignee*, then the new mapping must match one of the formats
 3 specified in the range directive.

5 8.5 The DYNAMIC Directive

7 The DYNAMIC attribute specifies that an object may be dynamically realigned or redis-
 8 tributed.

10 H804 *dynamic-directive* is DYNAMIC *alignee-or-distributee-list*

11 H805 *alignee-or-distributee* is *alignee*
 12 or *distributee*

14 Constraint: An object in COMMON may not be declared DYNAMIC and may not be aligned to
 15 an object (or template) that is DYNAMIC. (To get this kind of effect, modules
 16 must be used instead of COMMON blocks.)

18 Constraint: A component of a derived type may have the DYNAMIC attribute only if it also
 19 has the POINTER attribute. (See Section 8.9 for further discussion.)

21 Constraint: An object with the SAVE attribute may not be declared DYNAMIC and may not
 22 be aligned to an object (or template) that is DYNAMIC.

24 A REALIGN directive may not be applied to an *alignee* that does not have the DYNAMIC
 25 attribute. A REDISTRIBUTE directive may not be applied to a *distributee* that does not have
 26 the DYNAMIC attribute.

27 A DYNAMIC directive may be combined with other directives, with the attributes stated
 28 in any order, consistent with the Fortran attribute syntax.

29 Examples:

```
30
31 !HPF$ DYNAMIC A,B,C,D,E
32 !HPF$ DYNAMIC:: A,B,C,D,E
33 !HPF$ DYNAMIC, ALIGN WITH SNEEZY:: X,Y,Z
34 !HPF$ ALIGN WITH SNEEZY, DYNAMIC:: X,Y,Z
35 !HPF$ DYNAMIC, DISTRIBUTE(BLOCK, BLOCK) :: X,Y
36 !HPF$ DISTRIBUTE(BLOCK, BLOCK), DYNAMIC :: X,Y
```

37 The first two examples mean exactly the same thing. The next two examples mean exactly
 38 the same second thing. The last two examples mean exactly the same third thing.

39 The three directives

```
40
41 !HPF$ TEMPLATE A(64,64),B(64,64),C(64,64),D(64,64)
42 !HPF$ DISTRIBUTE(BLOCK, BLOCK) ONTO P:: A,B,C,D
43 !HPF$ DYNAMIC A,B,C,D
```

44 may be combined into a single directive as follows:

```
45
46
47 !HPF$ TEMPLATE, DISTRIBUTE(BLOCK, BLOCK) ONTO P, &
48 !HPF$ DIMENSION(64,64),DYNAMIC :: A,B,C,D
```

An `ALLOCATABLE` object may also be given the `DYNAMIC` attribute. If an `ALLOCATE` statement is immediately followed by `REDISTRIBUTE` and/or `REALIGN` directives, the meaning in principle is that the array is first created with the statically declared mapping, if any, then immediately remapped. In practice there is an obvious optimization: create the array in the processors to which it is about to be remapped, in a single step. HPF implementors are strongly encouraged to implement this optimization and HPF programmers are encouraged to rely upon it. Here is an example:

```

REAL,ALLOCATABLE(:, :) :: TINKER, EVERS
!HPF$ DYNAMIC :: TINKER, EVERS
REAL, ALLOCATABLE :: CHANCE(:)
!HPF$ DISTRIBUTE(BLOCK),DYNAMIC :: CHANCE
...
READ 6,M,N
ALLOCATE(TINKER(N*M,N*M))
!HPF$ REDISTRIBUTE TINKER(CYCLIC, BLOCK)
ALLOCATE(EVERS(N,N))
!HPF$ REALIGN EVERS(:, :) WITH TINKER(M::M,1::M)
ALLOCATE(CHANCE(10000))
!HPF$ REDISTRIBUTE CHANCE(CYCLIC)

```

While `CHANCE` is by default always allocated with a `BLOCK` distribution, it should be possible for a compiler to notice that it will immediately be remapped to a `CYCLIC` distribution. Similar remarks apply to `TINKER` and `EVERS`. (Note that `EVERS` is mapped in a thinly-spread-out manner onto `TINKER`; adjacent elements of `EVERS` are mapped to elements of `TINKER` separated by a stride `M`. This thinly-spread-out mapping is put in the lower left corner of `TINKER`, because `EVERS(1,1)` is mapped to `TINKER(M,1)`.)

In Section 5.1, a list is given of operations that, if performed in a do loop, cause the iterations of the loop to interfere with each other, and thereby prevent the loop from being characterized as `INDEPENDENT`. To that list must be added:

- Any `REALIGN` or `REDISTRIBUTE` directive performed in the loop interferes with any access to or any other remapping of the same data.

Rationale. `REALIGN` and `REDISTRIBUTE` may change the processor storing a particular array element, which interferes with any assignment or use of that element. Similarly, multiple remapping operations may cause the same element to be stored in multiple locations. (*End of rationale.*)

8.6 Remapping and Subprogram Interfaces

If the dummy argument of any subprogram has the `DYNAMIC` attribute, then an explicit interface is required for the subprogram (see subsection 8.14). The rules on the interaction of the `REALIGN` and `REDISTRIBUTE` directives with a subprogram argument interface are:

1. A dummy argument may be declared `DYNAMIC`. However, it is subject to the general restrictions concerning the use of the name of an array to stand for its associated template.

1 The effect of any redistribution of the dummy after the procedure returns to the caller
 2 is dependent on the attribute of the actual argument. If the actual argument associ-
 3 ated with the dummy has also been declared **DYNAMIC**, then any explicit remapping
 4 of the dummy is visible in the caller after the procedure returns. If a range directive
 5 (see Section 8.11) has been used to restrict the set of distribution formats allowed for
 6 the actual argument, then the new mapping must match one of the formats specified
 7 in the range directive.

8 A dummy argument whose associated actual argument has the **DYNAMIC** attribute may
 9 be used in **REALIGN** and **REDISTRIBUTE** as an *alignee* or *distributtee* if and only if the
 10 associated actual argument is a whole array, not an array section.

11 If the actual argument associated with the dummy has not been declared **DYNAMIC**
 12 then the original mapping of the actual has to be restored on return. When the
 13 subprogram returns and the caller resumes execution, all objects accessible to the
 14 caller after the call that are not declared **DYNAMIC** are mapped exactly as they were
 15 before the call.

- 17 2. If an array or any section thereof is accessible by two or more paths, it is not HPF-
 18 conforming to remap it through any of those paths. For example, if an array is passed
 19 as an actual argument, it is forbidden to realign that array, or to redistribute an array
 20 or template to which it was aligned at the time of the call, until the subprogram has
 21 returned from the call. This prevents nasty aliasing problems. An example:

```

22
23     MODULE FOO
24     REAL A(10,10)
25     !HPF$ DYNAMIC :: A
26     END
27
28     PROGRAM MAIN
29     USE FOO
30     CALL SUB(A(1:5,3:9))
31     END
32
33     SUBROUTINE SUB(B)
34     USE FOO
35     REAL B(:, :)
36     !HPF$ DYNAMIC :: B
37     ...
38     !HPF$ REDISTRIBUTE A           !Nonconforming
39     ...
40     END

```

41 Situations such as this are forbidden, for the same reasons that an assignment to **A**
 42 at the statement marked “Nonconforming” would also be forbidden. In general, in
 43 *any* situation where assignment to a variable would be nonconforming by reason of
 44 aliasing, remapping of that variable by an explicit **REALIGN** or **REDISTRIBUTE** directive
 45 is also forbidden.

47 Note that it is permitted to remap a host-associated or use-associated variable in a
 48 subprogram if it has been declared **DYNAMIC** and is accessible only through a single

path. Such remappings stay in effect even after the subprogram has returned to its caller.

8.7 Mapping to Processor Subsets

This extension allows objects to be directly distributed to processor subsets by allowing a processor subset to be specified where a processor could be named, e.g., in a DISTRIBUTE directive. The specified subset must be a proper subset of the named processor arrangement.

The syntax of the extended *dist-target* is as follows:

```
H806 extended-dist-target          is processors-name [ ( section-subscript-list ) ]
                                     or * processors-name [ ( section-subscript-list ) ]
                                     or *
```

Constraint: The *section-subscripts* in the *section-subscript-list* may not be *vector-subscripts* and are restricted to be either *subscripts* or *subscript-triplets*.

Constraint: In the *section-subscript-list*, the number of *section-subscripts* must equal the rank of the *processor-name*.

Constraint: Within a DISTRIBUTE directive, each *section-subscript* must be a *specification-expr*.

Constraint: Within a DISTRIBUTE or a REDISTRIBUTE directive, if both a *dist-format-list* and a *dist-target* appear, the number of elements of the *dist-format-list* that are not “*” must equal the number of *subscript-triplets* in the named processor arrangement.

Constraint: Within a DISTRIBUTE or a REDISTRIBUTE directive, if a *dist-target* appears but not a *dist-format-list*, the rank of each *distributee* must equal the number of *subscript-triplets* in the named processor arrangement.

!Example 1

```
!HPF$ PROCESSORS P(10)
      REAL A(100)
!HPF$ DISTRIBUTE A(BLOCK) ONTO P(2:5)
```

!Example 2

```
!HPF$ PROCESSORS Q(10,10)
      REAL A(100,100)
!HPF$ DISTRIBUTE B(BLOCK,BLOCK) ONTO Q(5:10,5:10)
```

In Example 1, the array A is distributed by block across the processors P(2) to P(5) while in the second example, the array B is distributed across the lower right quadrant of the processor array Q.

Advice to users. This extension is most useful in conjunction with the tasking construct, see Section 9.4, which allows multiple independent phases of a computation to execute simultaneously on different subsets of processors. A similar situation arises

1 when the code uses multiple data structures which can be computed in parallel where
 2 the computation on each individual object also exhibits parallelism, e.g., the multiple
 3 blocks in a multi-block grid used in some fluid dynamics calculation. Here, the indi-
 4 vidual blocks have to be distributed over subsets of processors to exploit both levels
 5 of parallelism. (*End of advice to users.*)

7 8.8 Pointers

9 8.8.1 Mapped Pointers

10 As an approved extension to HPF, pointers and targets can be explicitly mapped. Formally,
 11 this implies that the constraints that a *distributee* and an *alignee* may not have the **POINTER**
 12 or **TARGET** attribute as stated in Sections 3.3 and 3.4 respectively, have to be removed.

13 As in the case of an allocatable object, the mapping specification for a pointer does
 14 not take effect immediately but plays a role when the pointer becomes pointer associated
 15 with a target either through allocation or through pointer assignment.

16 When a pointer with an explicit mapping is used in an **ALLOCATE** statement, the data
 17 is allocated with the specified mapping.

18 For example:

```

20 REAL, POINTER, DIMENSION(:) :: A, B
21 !HPF$ ALIGN B(I) WITH A(I)
22 !HPF$ DISTRIBUTE A(BLOCK)
23 ...
24 ALLOCATE(A(100))
25 ALLOCATE(B(50))
26 ...
27 ALLOCATE(B(200))                ! Nonconforming

```

28
 29 Pointer **A** is declared to have a **BLOCK** distribution while pointer **B** is declared to be
 30 identically aligned with **A**. When **A** is allocated, it is created with a block distribution. When
 31 **B** is allocated, it is aligned with the first 50 elements of **A**. Note that the allocation statements
 32 may not occur in the opposite order, since an object may be aligned to another only if it
 33 has already been created or allocated. Also, the second allocation for **B** is nonconforming,
 34 since a larger object, **B** here, cannot be aligned with a smaller object, **A** in this case.

35 A pointer **P** with an explicit mapping can be pointer associated with a target **T** through
 36 a pointer assignment statement under the following conditions:

- 37
 38 1. The mapping of **T** is a specialization of the mapping of **P** (in particular, **T** must be a
 39 whole array); and
- 40
 41 2. If **P** is explicitly aligned, its ultimate align target has a fully-specified non-transcriptive
 42 distribution; and
- 43
 44 3. **P** and **T** are either both **DYNAMIC** or neither is.

45 Here are some examples:

```

46  

47 REAL, POINTER, DIMENSION(:, :) :: P
48 !HPF$ DISTRIBUTE P(BLOCK, BLOCK)

```

↑

```

REAL, TARGET, DIMENSION (100, 100) :: B, C, D
!HPF$ DISTRIBUTE B(BLOCK, BLOCK)
!HPF$ DISTRIBUTE C(BLOCK, CYCLIC)
...
P => B                ! Conforming
P => B(1:50, 1:50)    ! Nonconforming: target must be a whole array.
P => C                ! Nonconforming: the distribution in the
                    ! second dimension does not match
P => D                ! Nonconforming: D is not explicitly mapped
...

```

The intuitive reason that the pointer assignment `P => B(1:50, 1:50)` above is nonconforming is similar to the reason that the example on page 53 (illustrating the difference between `INHERIT A` and `DISTRIBUTE A * ONTO *`) is nonconforming: Suppose for instance that the array `B` is distributed over a 2×2 processor arrangement. Then the section `B(1:50, 1:50)` would live entirely on processor (1, 1). This mapping is not correctly described by a `(BLOCK, BLOCK)` distribution for `P`.

The following pointer assignment is valid even though no processor arrangement is specified for the pointer; in this case, the mapping of `B` is a specialization of the mapping of `P`:

```

REAL, POINTER, DIMENSION(:) :: P
REAL, TARGET, DIMENSION(100) :: B
!HPF$ PROCESSORS PROC(NUMBER_OF_PROCESSORS())
!HPF$ DISTRIBUTE P(BLOCK)
!HPF$ DISTRIBUTE (BLOCK) ONTO PROC :: B
...
P => B                ! Conforming
...

REAL, POINTER, DIMENSION(:) :: P
!HPF$ DISTRIBUTE * :: P
REAL, TARGET, DIMENSION(100) :: B, C
!HPF$ DISTRIBUTE B(BLOCK), C(CYCLIC)
...
P => B                ! Conforming
P => C                ! Conforming
P => C(1:50)          ! Nonconforming: target must be a whole array
...

```

Here, the `*` is used to indicate a transcriptive distribution for the pointer `P` and thus it can be pointer associated with both targets `B` and `C` distributed by `BLOCK` and `CYCLIC` respectively. However, it still cannot be used to point to an array section such as `C(1:50)`. To do that, the pointer must have the `INHERIT` attribute:

```

REAL, POINTER, DIMENSION(:) :: P
!HPF$ INHERIT :: P
REAL, TARGET, DIMENSION(100) :: B, C
!HPF$ DISTRIBUTE B(BLOCK), C(CYCLIC)

```

```

1      ...
2      P => B           ! Conforming
3      P => C           ! Conforming
4      P => C(1:50)     ! Conforming
5      ...

```

To allow pointers to have transcriptive distributions, we have to change the constraint for *dist-format-clause* as specified in Section 3.3, to read as follows: ↑

Constraint: If either the *dist-format-clause* or the *dist-target* in a DISTRIBUTE directive begins with “*” then every *distributee* must be a dummy argument, *except if the distributee has the POINTER attribute.*

The constraint for *align-spec* as specified in Section 3.4, should be changed to read as follows: ↑

Constraint: If the *align-spec* in an ALIGN directive begins with “*” then every *alignee* must be a dummy argument, *except if the alignee has the POINTER attribute.*

The constraint for *inheritee* as specified in Section 4.4.2, should be changed to read as follows: ↑

Constraint: An *inheritee* must be a dummy argument, *except if the alignee has the POINTER attribute.*

When pointers with such transcriptive mappings are used in an ALLOCATE statement, the compiler may choose any arbitrary mapping for the allocated data. A range declaration (see Section 8.11) can be used to restrict the set of distribution formats.

If a pointer has the DYNAMIC attribute, then any target associated with the pointer (which must therefore also have the DYNAMIC attribute) may be remapped using a REALIGN or REDISTRIBUTE statement under the following restriction:

A pointer may be used in REALIGN and REDISTRIBUTE as an *alignee*, *align-target*, or *distributee* if and only if it is currently associated with a whole array, not an array section.

Note that when an object is remapped, the new mapping is visible through any pointer that may be associated with the object.

8.8.2 Pointers and Subprograms

If a pointer dummy argument is not explicitly mapped, then the actual argument must also not be explicitly mapped.

If a pointer dummy argument has an explicit mapping, then the actual argument must follow the rules for pointer assignment as stated above, with one exception: If the actual argument has the DYNAMIC attribute, it is not necessary that the corresponding dummy argument have the DYNAMIC attribute. That is, item 3 on page 151 is weakened to

3. If a pointer dummy argument has the DYNAMIC attribute, then the corresponding actual argument must also have the DYNAMIC attribute.

A range declaration (see Section 8.11) can be used to restrict the set of distribution formats of the actual.

A pointer dummy argument may have the **DYNAMIC** attribute. In this case, the actual argument must also have the **DYNAMIC** attribute. The target associated with the dummy argument may be redistributed under the restrictions stated in the last subsection. Following Fortran rules, if the actual is also visible (through host- or use-association), the target may be redistributed only through the dummy argument. If the dummy argument is redistributed, then the actual argument has the new mapping on return from the procedure. In such a case, the new mapping must match the range restrictions (if any) of the actual.

8.8.3 Restrictions on Pointers and Targets

If, on invocation of a procedure P: (a) a dummy argument has the **TARGET** attribute, and (b) the corresponding actual argument has the **TARGET** attribute and is not an array section with a vector subscript (and therefore is an object A or a section of an array A), then the program is HPF-conforming only if:

1. No remapping of the actual argument occurs during the call; or
2. the remainder of program execution would be unaffected if
 - (a) each pointer associated with any portion of A before the call were to acquire undefined pointer association status on entry to P and, if not reassigned during execution of P, were to be restored on exit to the pointer association status it had before entry.
 - (b) each pointer associated with any portion of the dummy argument or with any portion of A during execution of P were to acquire undefined pointer association status on exit from P; and

Advice to users. One way of ensuring that no remapping occurs is to give the dummy argument the **INHERIT** attribute. (*End of advice to users.*)

Rationale. These restrictions are made in order to support the following part of the Fortran standard (F95:12.4.1.1) in the face of implicit remapping across the subprogram interface:

If the dummy argument does not have the **TARGET** or **POINTER** attribute, any pointers associated with the actual argument do not become associated with the corresponding dummy argument on invocation of the procedure.

If the dummy argument has the **TARGET** attribute and the corresponding actual argument has the **TARGET** attribute but is not an array section with a vector subscript:

1. Any pointers associated with the actual argument become associated with the corresponding dummy argument on invocation of the procedure.
2. When execution of the procedure completes, any pointers associated with the dummy argument remain associated with the actual argument.

If the dummy argument has the `TARGET` attribute and the corresponding actual argument does not have the `TARGET` attribute or is an array section with a vector subscript, any pointers associated with the dummy argument become undefined when execution of the procedure completes.

(*End of rationale.*)

Here is an example that illustrates the restrictions of this section:

```

1      INTEGER, TARGET, DIMENSION (10) :: ACT
2      INTEGER, POINTER, DIMENSION (: ) :: POINTS_TO_ACT, POINTS_TO_DUM
3      !HPF$ DISTRIBUTE ACT(BLOCK)
4
5      POINTS_TO_ACT => ACT
6      CALL F(ACT)
7      POINTS_TO_DUM(1) = 1           ! ILLEGAL
8
9      CONTAINS
10     SUBROUTINE F(DUM)
11         INTEGER, TARGET, DIMENSION(10) :: DUM
12         !HPF$ DISTRIBUTE DUM(CYCLIC)
13
14         POINTS_TO_DUM => DUM
15         POINTS_TO_ACT(1) = 1       ! ILLEGAL
16     END SUBROUTINE
17
18 END

```

The assignment to `POINTS_TO_DUM(1)` is illegal because it violates item 2b; the assignment to `POINTS_TO_ACT(1)` is illegal because it violates item 2a.

8.9 Mapping of Derived Type Components

An `ALIGN`, `DISTRIBUTE`, or `DYNAMIC` directive may appear within a *derived-type-def* wherever a *component-def-stmt* may appear. Every *alignee* or *distributee* within such a directive must be the name of a component defined within that *derived-type-def*. To allow mapping of the structure components, the rules have to be extended as follows:

```

39 H807 distributee-extended           is object-name
40                                       or template-name
41                                       or component-name
42                                       or structure-component
43

```

A derived type is said to be an *explicitly mapped type* if any of its components is explicitly mapped or if any of its components is of an explicitly mapped type.

Constraint: A component of a derived type may be explicitly distributed only if the type of the component is not an explicitly mapped type.

Constraint: An object of a derived type may be explicitly distributed only if the derived type is not an explicitly mapped type.

Constraint: A *distributee* in a **DISTRIBUTE** directive may not be a *structure-component*.

Constraint: A *distributee* in a **DISTRIBUTE** directive which occurs in a *derived-type-def* must be the *component-name* of a component of the derived type.

Constraint: A *component-name* may occur as a *distributee* in a **DISTRIBUTE** directive occurring within the derived type definition only.

Constraint: A *distributee* that is a *structure-component* may occur only in a **REDISTRIBUTE** directive and every *part-ref* except the rightmost must be scalar (rank zero). The rightmost *part-name* in the *structure-component* must have the **DYNAMIC** attribute.

H808 *alignee-extended* **is** *object-name*
 or *component-name*
 or *structure-component*

Constraint: A component of a derived type may be explicitly aligned only if the type of the component is not an explicitly mapped type.

Constraint: An object of a derived type may be explicitly aligned only if the derived type is not an explicitly mapped type.

Constraint: An *alignee* in an **ALIGN** directive may not be a *structure-component*.

Constraint: An *alignee* in an **ALIGN** directive that occurs in a *derived-type-def* must be the *component-name* of a component of the derived type.

Constraint: A *component-name* may occur as an *alignee* only in an **ALIGN** directive occurring within the derived type definition.

Constraint: An *alignee* that is a *structure-component* may occur only in a **REALIGN** directive and every *part-ref* except the rightmost must be scalar (rank zero). The rightmost *part-name* in the *structure-component* must have the **DYNAMIC** attribute.

H809 *align-target-extended* **is** *object-name*
 or *template-name*
 or *component-name*
 or *structure-component*

Constraint: A *component-name* may appear as an align target only in an **ALIGN** directive occurring within the derived type definition that defines that component.

Constraint: In an *align-target* that is a *structure-component*, every *part-ref* except the rightmost must be scalar (rank zero).

The above constraints imply that components of derived type can be mapped within the derived type definition itself such that when any objects of that type are created the components will be created with the specified mapping.

Consider the following example:

```

1      TYPE DT
2          REAL C(100)
3      !HPF$  DISTRIBUTE C(BLOCK) ONTO P
4      END TYPE DT
5
6      TYPE (DT) :: S1
7      TYPE (DT) :: S2(100)
8

```

a derived type with one component, array *C*, which is specified to be distributed block. Therefore the scalar variable *S1* of derived type *DT* has a structure component *S1%*C** that is distributed block onto the processor arrangement *P*. Similarly, the component *C* of each of the elements of the array *S2* will also be distributed block onto the processor arrangement *P*.

An align directive inside a derived type definition may align a component of the derived type with another component of the same derived type or with another object. A structure component can be used as a target to align other objects including components of derived types.

Example:

```

19     !HPF$  TEMPLATE T(100)
20     !HPF$  DISTRIBUTE T(CYLIC)
21
22     TYPE DT
23         REAL, DIMENSION(100) :: A, B, C
24     !HPF$  ALIGN WITH A :: B
25     !HPF$  DISTRIBUTE (BLOCK) :: A
26     !HPF$  ALIGN WITH T :: C
27     END TYPE DT
28

```

Here variables of derived type *DT* will be created such the component *B* is aligned with *A*, which is itself distributed block, and such that the component *C* is aligned with a template *T* that is external to the derived type definition.

Note that if a derived type component is given a partial mapping, it is up to the compiler to choose the rest of the mapping of that component. However, it is expected that the compiler will choose the same mapping for this component of all variables of such a derived type. For example, consider a modification of the above code in which the distribution of the component *A* is omitted. *B* and *A* are specified to be aligned but no distribution is given for *A*. In such a situation, it is expected that all variables of the derived type *DT* will be created such that the component *A* (and in turn the component *B*) have the same distribution.

The constraints for the mapping of derived type components allow the mapping of structure variables at only one level. Consider for example the following code in which a derived type contains a components that is itself a derived type:

```

44     TYPE SIMPLE
45         REAL S(100)
46     !HPF$  DISTRIBUTE S(BLOCK)
47     END TYPE SIMPLE
48

```

```

!HPF$ TEMPLATE, DISTRIBUTE(BLOCK, *) :: HAIRY_TEMPLATE(47,73)      1
                                                                    2
    TYPE COMPLICATED                                             3
        INTEGER SIZE                                             4
        REAL RV(100,100), KV(100,100), QV(47,73)                 5
! Arrays RV, KV, and QV may be mapped                             6
!HPF$  DISTRIBUTE (BLOCK, BLOCK):: RV, KV                         7
!HPF$  ALIGN WITH HAIRY_TEMPLATE :: QV                           8
        TYPE(SIMPLE) SV(100)                                       9
! The following directive is not valid because SIMPLE            10
! is an explicitly mapped type.                                   11
!HPF$  DISTRIBUTE SV(BLOCK)                                       12
        END TYPE COMPLICATED                                       13
                                                                    14
    TYPE(COMPLICATED) LOTSOF(20)                                    15
                                                                    16
! The following directive is not valid because COMPLICATED      17
! is an explicitly mapped type.                                   18
!HPF$ DISTRIBUTE LOTSOF(BLOCK)                                     19
                                                                    20

```

Here, a component of the derived type `SIMPLE` has been mapped; thus objects of this type, e.g., `SV` in type `COMPLICATED`, cannot be distributed. The array `LOTSOF` cannot be distributed for the same reason.

Structure components having the `POINTER` attribute can be remapped using the `REALIGN` or `REDISTRIBUTE` directive if they have been declared `DYNAMIC`. For example, the following code fragment can be used to allocate and map multiple blocks (called `SUBGRID` here) of a multi-block grid:

```

!HPF$ PROCESSORS P( number_of_processors() )                      29
                                                                    30
    TYPE SUBGRID                                                  31
        INTEGER SIZE                                             32
        INTEGER LO, HI          ! target subset of processors     33
        REAL, POINTER BL(:)                                         34
!HPF$  DYNAMIC BL                                                  35
        END TYPE SUBGRID                                           36
                                                                    37
    TYPE (SUBGRID), ALLOCATABLE :: GRID(:)                        38
                                                                    39
    READ (*,*) SUBGRID_COUNT                                       40
    ALLOCATE GRID(SUBGRID_COUNT)                                    41
    DO I = 1, SUBGRID_COUNT                                         42
        READ(*,*) GRID(I)%SIZE                                       43
    END DO                                                         44
                                                                    45
! Compute processor subsets for each subgrid, setting           46
! the LO and HI values                                           47
    CALL FIGURE_THE_PROCS ( GRID, number_of_processors())          48

```



```

1   ! Allocate each subgrid and distribute to the computed processors subset
2       DO I = 1, SUBGRID_COUNT
3           ALLOCATE( GRID(I)%BL( GRID(I)%SIZE ) )
4   !HPF$ REDISTRIBUTE GRID(I)%BL(BLOCK) ONTO P( GRID(I)%LO : GRID(I)%HI )
5       END DO

```

6
7 *Rationale.* Components of derived types can be remapped only if they have the `POINTER` attribute in addition to the `DYNAMIC` attribute. This restriction has been placed to disallow mappings which cannot be directly specified using HPF directives. Consider, for instance, the following code fragment:

```

11      !HPF$ PROCESSORS P(4)
12
13      TYPE DT
14          REAL C(100)
15      !HPF$ DISTRIBUTE C(BLOCK) ONTO P
16      !HPF$ DYNAMIC C                ! Nonconforming
17      END TYPE DT
18
19      TYPE (DT) :: S(10)
20      ...
21      J = 3
22      ...
23      !HPF$ REDISTRIBUTE S(J)%C(CYCLIC) ONTO P
24
25      ... S(:)%C(2) ...

```

26
27 Here the component `C` of derived type `DT` has been declared `DYNAMIC`. Thus, the array variable `S` consists of 10 elements each of which is a structure with a component `C` initially distributed block. The `REDISTRIBUTE` directive remaps the structure component `C` of the `J`th element of `S` so that it is distributed cyclic. Consider now the mapping of the data object referred to by the expression `S(:)%C(2)` which picks out the second element from each of the ten structures that make up the array variable `S`. After the redistribution of one of the elements of `S` (element 3 in this case), each element of the object will reside on processor `P(1)` except for the third element, which will reside on processor `P(2)`. Such a distribution cannot be specified directly using HPF directives.

28
29 The Fortran standard disallows such expressions for components with the `POINTER` attribute. In particular, if a *part-name* in a data reference has the `POINTER` attribute then each *part-ref* to its left must be scalar (F95:6.1.2). Thus, we avoid the above situation by

- 30 • disallowing the remapping of components that do not have the `POINTER` attribute,
- 31 and
- 32 • relying on the Fortran standard to disallow expressions such as the above for components with the `POINTER` attribute.

33
34
35
36
37
38
39
40
41
42
43
44
45
46
47
48 *(End of rationale.)*

8.10 New Distribution Formats

This section describes two new distribution formats. The syntax is extended as follows:

```
H810 extended-dist-format      is BLOCK [ ( int-expr ) ]
                                or CYCLIC [ ( int-expr ) ]
                                or GEN_BLOCK ( int-array )
                                or INDIRECT ( int-array )
                                or *
```

Constraint: An *int-array* appearing in a *extended-dist-format* of a DISTRIBUTE directive or REDISTRIBUTE directive must be an integer array of rank 1.

Constraint: An *int-array* appearing in a *extended-dist-format* of a DISTRIBUTE directive must be a *restricted-expr*.

Constraint: The size of any *int-array* appearing with a GEN_BLOCK distribution must be equal to the extent of the corresponding dimension of the target processor arrangement.

Constraint: The size of any *int-array* appearing with an INDIRECT distribution must be equal to the extent of the corresponding dimension of the *distributee* to which the distribution is to be applied.

The “generalized” block distribution, GEN_BLOCK, allows contiguous segments of an array, of possibly unequal sizes, to be mapped onto processors. The sizes of the segments are specified by values of a user-defined integer mapping array, one value per target processor of the mapping. That is, the *i*th element of the mapping array specifies the size of the block to be stored on the *i*th processor of the target processor arrangement. Thus, the values of the mapping arrays are restricted to be non-negative numbers and their sum must be greater than or equal to the extent of the corresponding dimension the array being distributed.

The mapping array has to be a restricted expression when used in the DISTRIBUTE directive, but can be an array variable in a REDISTRIBUTE directive. In the latter case, changing the value of the map array after the directive has been executed will not change the mapping of the distributed array.

Let *l* and *u* be the lower and upper bounds of the dimension of the *distributee*, *MAP* be the mapping array and let *BS(i):BE(i)* be the resultant elements mapped to the *i*th processor in the corresponding dimension of the target processor arrangements. Then,

$$\begin{aligned} BS(1) &= l, \\ BE(i) &= \min(BS(i) + MAP(i) - 1, u), \\ BS(i) &= BE(i - 1) + 1. \end{aligned}$$

Example:

```
PARAMETER (S = /2,25,20,0,8,65/)
!HPF$ PROCESSORS P(6)
REAL A(100), B(200), new(6)
!HPF$ DISTRIBUTE A( GEN_BLOCK( S ) ) ONTO P
```

```

1   !HPF$ DYNAMIC  B
2       ...
3       new = ...
4   !HPF$ REDISTRIBUTE ( B( GEN_BLOCK(new) ) )

```

Given the above specification, array elements A(1:2) are mapped on P(1), A(3:27) are mapped on P(2), A(28:47) are mapped on P(3), no elements are mapped on P(4), A(48:55) are mapped on P(5), and A(56:100) are mapped on P(6). The array *B* is distributed based on the array *new* whose values are computed at runtime.

Advice to implementors. Accessing elements of an array distributed using the generalized block distribution may require accessing the values of the mapping array at runtime. However, since the size of such an array is equal to that of the processor arrangement, it can in most cases be replicated over all processors.

For dynamic arrays, an independent copy of the mapping array will have to be maintained internally so that a change in the values of the mapping array does not affect the access of the distributed array. (*End of advice to implementors.*)

There are many scientific applications in which the structure of the underlying domain is such that it does not map directly onto Fortran data structures. For example, in many CFD applications an unstructured mesh (consisting of triangles in 2D or tetrahedra in 3D) is used to represent the underlying domain. The nodes of such a mesh are generally represented by a one-dimensional array while another is used to represent their interconnections. Mapping such arrays using the structured distribution mechanisms, **BLOCK** and **CYCLIC**, results in mappings in which unrelated elements are mapped onto the same processor. This in turn leads to massive amounts of unnecessary communication. What is required is a mechanism to map a related set of arbitrary array elements onto the same processor. The **INDIRECT** distribution provides such a mechanism.

The **INDIRECT** distribution allows a many-to-one mapping of elements of a dimension of a data array to a dimension of the target processor arrangement. An integer array is used to specify the target processor of each individual element of the array dimension being distributed. That is, the *ith* element of the mapping array provides the processor number onto which the *ith* array element is to be mapped. Since the mapping array maps array elements onto processor elements, the extent of the mapping array must match the extent of the dimension of the array it is distributing. Also, the values of the mapping array must lie between the lower and upper bound of the target dimension of the processor arrangement.

The mapping array has to be a restricted expression when used in the **DISTRIBUTE** directive, but can be an array variable in a **REDISTRIBUTE** directive. In the latter case, changing the value of the mapping array after the directive has been executed will not change the mapping of the distributed array.

Example:

```

43   !HPF$ PROCESSORS P(4)
44       REAL A(100), B(50)
45       INTEGER map1(100), map2(50)
46       PARAMETER (map1 = /1,3,4,3,3,2,1,4, ..../)
47   !HPF$ DYNAMIC B
48   !HPF$ DISTRIBUTE A( INDIRECT(map1) ) ONTO P

```

```
!HPF$ DISTRIBUTE map2(BLOCK) ONTO P
```

```
    map2 = ...
```

```
!HPF$ DISTRIBUTE B( INDIRECT(map2) ) ONTO P
```

```
    ....
```

Here, the array A is distributed statically using the constant array `map1`. Thus:

A(1) is mapped onto P(1),

A(2) is mapped onto P(3),

A(3) is mapped onto P(4),

A(4) is mapped onto P(3),

A(5) is mapped onto P(3),

A(6) is mapped onto P(2),

A(7) is mapped onto P(1),

A(5) is mapped onto P(4), and so on.

The array B is declared dynamic and is redistributed using the mapping array `map2`.

Advice to implementors. In general, the `INDIRECT` distribution is going to be used in the `REDISTRIBUTE` directive with an array variable as the map array. Also, since the size of the mapping array must be the same as the array being distributed, it will itself be distributed most likely using the `BLOCK` distribution. This raises several issues. To correctly implement this distribution, the runtime system should maintain a (distributed) copy of the mapping array so that if the program modifies the mapping array, the distribution does not change. Using an array variable as a mapping array implies that the location of each element of the array will not be known until runtime. Thus, a communication maybe required to figure out the location of a specific array element. (*End of advice to implementors.*)

8.11 The RANGE Directive

The `RANGE` attribute is used to restrict the possible distribution formats for an object or template that has the `DYNAMIC` attribute or a transcriptive distribution format (including pointers).

H811 *range-directive* **is** `RANGE` *ranger range-attr-stuff*

H812 *ranger* **is** *object-name*
 or *template-name*

H813 *range-attr-stuff* **is** *range-distribution-list*

H814 *range-distribution* **is** (*range-attr-list*)

H815 *range-attr* **is** *range-dist-format*
 or ALL

H816 *range-dist-format* **is** BLOCK [()]
 or CYCLIC [()]
 or GEN_BLOCK
 or INDIRECT
 or *

1 Constraint: At least one of the following must be true:

- 2 • The *ranger* has the DYNAMIC attribute.
- 3 • The *ranger* has the INHERIT attribute.
- 4 • The *ranger* is specified with a *dist-format-clause* of * in a DISTRIBUTE or
- 5 combined directive.
- 6

7
8 Constraint: The length of each *range-attr-list* must be equal to the rank of the *ranger*.

9
10 Constraint: The *ranger* must not appear as an alignee in an ALIGN or REALIGN directive.

11 Since the length of each *range-attr-list* is the same as the rank of the *ranger*, each
12 *range-attr*, *R*, in each *range-distribution* corresponds positionally to a dimension *D* of the
13 *ranger*. This dimension *D* in turn either corresponds (though not necessarily positionally)
14 to an axis *A* of the template with which the *ranger* is ultimately aligned, or corresponds to
15 no axis in that template.

16 With this notation, a RANGE attribute on a *ranger* is equivalent to the following restric-
17 tion:

18 For at least one *range-distribution* in the *range-distribution-list*, every *range-attr*, *R*,
19 must either

- 20 • be compatible with the distribution format of the corresponding axis *A*, if such a
- 21 corresponding axis exists, or
- 22
- 23 • be either * or ALL, if no such corresponding axis exists.
- 24

25 This compatibility must be maintained by any DISTRIBUTE or REDISTRIBUTE directive
26 in which the *ranger* appears as a *distributee*, or if the *ranger* has the POINTER attribute and
27 is transcriptively distributed, for any target with which the *ranger* becomes associated.

28 A distribution format of

- 29 1. BLOCK is compatible with a *range-dist-format* of BLOCK, BLOCK() or CYCLIC();
- 30
- 31 2. BLOCK(*n*) is compatible with a *range-dist-format* of BLOCK(), or CYCLIC();
- 32
- 33 3. CYCLIC is compatible with a *range-dist-format* of CYCLIC or CYCLIC();
- 34
- 35 4. CYCLIC(*n*) is compatible with a *range-dist-format* of CYCLIC();
- 36
- 37 5. GEN_BLOCK(*a*) is compatible with a *range-dist-format* of GEN_BLOCK;
- 38
- 39 6. INDIRECT(*a*) is compatible with a *range-dist-format* of INDIRECT;
- 40
- 41 7. * is compatible with a *range-dist-format* of *.

42 All distribution formats are compatible with a *range-dist-format* of ALL.

43 Note that the possibility of a RANGE directive of the form

44 !HPF\$ RANGE *range-attr-stuff-list* :: *ranger-list*

45
46 is covered by syntax rule H301 for a *combined-directive* using *combined-attribute-extended*
47 as defined in rule H801.

48 Examples:

```

!HPF$   DISTRIBUTE T(BLOCK)                                1
!HPF$   ALIGN A(I,J) WITH T(I)                             2
                                                3
        CALL SUB(A)                                         4
        . . . . .                                         5
                                                6
        SUBROUTINE SUB(X)                                   7
!HPF$   INHERIT X                                          8
!HPF$   RANGE X (BLOCK, *), (CYCLIC, *)                   9
                                                10

```

Since the ultimate align target of X, the inherited template T in this case, does not have a second dimension, only a * or ALL can be used in the second dimension of each range-distribution for X.

```

        REAL A(100, 100, 100)                               14
!HPF$   DISTRIBUTE A(BLOCK, *, CYCLIC)                    15
                                                16
        CALL SUB( A(:, :, 1) )                             17
        CALL SUB( A(:, 1, :) )                             18
        CALL SUB( A(1, :, :) )                             19
        . . . . .                                         20
                                                21
        SUBROUTINE SUB(X)                                   22
        REAL X(:, :)                                       23
!HPF$   INHERIT X                                          24
!HPF$   RANGE X (BLOCK, *)                                 25

```

Given the range directive in the subroutine SUB, only the first call to SUB is conforming. However, all three calls can be made conforming if the range directive above is replaced by the following directive:

```

!HPF$   RANGE (BLOCK, *), (BLOCK, CYCLIC), (*, CYCLIC) :: X 30

```

8.12 The SHADOW Directive

In compiling nearest-neighbor code—for example, in discretizing partial differential equations or implementing convolutions—a standard technique is to allocate storage on each processor for the local array section so as to include additional space for the elements that have to be moved in from neighboring processors. This additional storage is referred to as “shadow edges.” There are conceptually two shadow edges for each array dimension: one at the low end of the local array section and the other at the high end.

In a single routine, the compiler can tell which arrays require shadow edges and allocate this additional space accordingly. However, since the width of the shadow area is dependent on the size of the computational stencil being used, an array may require different shadow widths in different routines. Thus, without interprocedural analysis, an array argument may need to be copied into a space with the appropriate shadow width on each procedure call. A similar data motion would be required to copy the data back to its original location on exit from the subroutine. This unnecessary data motion can be avoided by allowing the user to specify the required shadow width when the array is declared.

The syntax for declaring shadow widths is as follows:

| | | | | |
|----|------|--------------------------|-----------|---|
| 1 | H817 | <i>shadow-directive</i> | is | SHADOW <i>shadow-target shadow-attr-stuff</i> |
| 2 | H818 | <i>shadow-target</i> | is | <i>object-name</i> |
| 3 | | | or | <i>component-name</i> |
| 4 | | | | |
| 5 | H819 | <i>shadow-attr-stuff</i> | is | (<i>shadow-spec-list</i>) |
| 6 | H820 | <i>shadow-spec</i> | is | <i>width</i> |
| 7 | | | or | <i>low-width : high-width</i> |
| 8 | | | | |
| 9 | H821 | <i>width</i> | is | <i>int-expr</i> |
| 10 | H822 | <i>low-width</i> | is | <i>int-expr</i> |
| 11 | H823 | <i>high-width</i> | is | <i>int-expr</i> |
| 12 | | | | |

13
14 Constraint: The *int-expr* representing a *width*, *low-width*, or *high-width* must be a constant
15 *specification-expr* with value greater than or equal to 0.

16
17 A *shadow-spec* of *width* is equivalent to a *shadow-spec* of *width:width*. Thus, the direc-
18 tives

```
19
20 !HPF$ DISTRIBUTE (BLOCK) :: A
21 !HPF$ SHADOW (w) :: A
22
```

23
24 specify that the array **A** is distributed **BLOCK** and is to have a shadow width of **w** on both
25 sides. If **A** is a dummy argument, this gives the compiler enough information to inhibit
26 unnecessary data motion at procedure calls.

27 Alternatively, different shadow widths can be specified for the low end and high end of
28 a dimension. For example:

```
29
30 REAL, DIMENSION (1000) :: A
31 !HPF$ DISTRIBUTE(BLOCK), SHADOW(1:2) :: A
32 ....
33 FORALL (i = 2, 998)
34 A(i) = 0.25 * (A(i) + A(i-1) + A(i+1) + A(i+2))
35 END FORALL
36
```

37 specifies that only one non-local element is needed at the lower end while two are needed
38 at the high end.

40 8.13 Equivalence and Partial Order on the Set of Mappings

41
42 Section 4.5 has to be changed to accommodate the new distributions, the **SHADOW** attribute, and mapping of components of derived types, all introduced as approved extensions. The
43 relevant text now reads as follows; additions are in **bold-face** type.

44
45 First, we define a notion of equivalence for *dist-format* specifications:

- 46
47
48 1. Using the notation \equiv for the phrase “is equivalent to”,

| | | | | | |
|--|------------------|---|------------------|--|---|
| | BLOCK | ≡ | BLOCK | | 1 |
| | CYCLIC | ≡ | CYCLIC | | 2 |
| | * | ≡ | * | | 3 |
| | BLOCK(n) | ≡ | BLOCK(m) | iff m and n have the same value | 4 |
| | CYCLIC(n) | ≡ | CYCLIC(m) | iff m and n have the same value | 5 |
| | CYCLIC | ≡ | CYCLIC(1) | | 6 |
| | GEN_BLOCK(v) | ≡ | GEN_BLOCK(w) | iff the values of corresponding elements of v and w are equal | 7 |
| | INDIRECT(v) | ≡ | INDIRECT(w) | iff the values of corresponding elements of v and w are equal | 8 |

2. Other than this, no two lexically distinct *dist-format* specifications are equivalent.

This is an equivalence relation in the usual mathematical sense.

Next we define a notion of equivalence for SHADOW attributes (see Section 8.12 for the syntax):

1. The *shadow-spec* expressions w_1 and w_2 are equivalent iff they have the same value.
2. The *shadow-spec* w is equivalent to the *shadow-spec* $w:w$.
3. The *shadow-spec* $l_1:h_1$ is equivalent to the *shadow-spec* $l_2:h_2$ iff l_1 is equivalent to l_2 and h_1 is equivalent to h_2 .
4. Other than this, no two lexically distinct *shadow-spec* specifications are equivalent.

We then say that two SHADOW attributes are equivalent iff the *shadow-spec-list* of one is elementwise equivalent to the *shadow-spec-list* of the other.

Now we define the partial order on mappings: Let S (“special”) and G (“general”) be two data objects.

The mapping of S is a *specialization* of the mapping of G if and only if either

1. G has the INHERIT attribute, or
2. S does not have the INHERIT attribute, and the following constraints all hold:
 - (a) S is a named object or structure component, and
 - (b) The shapes of the ultimate align targets of S and G are the same, and
 - (c) Corresponding dimensions of S and G are mapped to corresponding dimensions of their respective ultimate align targets, and corresponding elements of S and G are aligned with corresponding elements of their respective ultimate align targets, and
 - (d) Either
 - i. The ultimate align targets of both S and G are not explicitly distributed, or

1 ii. The ultimate align targets of both **S** and **G** are explicitly distributed. In this
 2 case, the distribution directive specified for the ultimate align target of **G**
 3 must satisfy one of the following conditions:

- 4 A. It has no *dist-onto-clause*, or
- 5 B. It has a *dist-onto-clause* of “**ONTO ***”, or
- 6 C. It has a *dist-onto-clause* specifying a processor arrangement having the
 7 same shape as that explicitly specified in a distribution directive for the
 8 ultimate align target of **S**.

9
 10 and must also satisfy one of the following conditions:

- 11 A. It has no *dist-format-clause*, or
- 12 B. It has a *dist-format-clause* of “*****”, or
- 13 C. Each *dist-format* is equivalent (in the sense defined above) to the *dist-*
 14 *format* in the corresponding position of the *dist-format-clause* in an ex-
 15 plicit distribution directive for the ultimate align target of **S**.

16
 17 (e) **Either S and G both have no SHADOW attribute or they have equivalent**
 18 **SHADOW attributes.**

19 20 8.14 Conditions for Omitting Explicit Interfaces

21
 22 The requirements in Section 4.6 are extended as follows to account for the possible presence
 23 of the **DYNAMIC** attribute; the addition is in **bold-face** type: ↑

24 An explicit interface is required *except* when all of the following conditions hold:

- 25
 26 1. Fortran does not require one, *and*
- 27
 28 2. No dummy argument is distributed transcriptively or with the **INHERIT** attribute, *and*
- 29
 30 3. **No dummy argument has the DYNAMIC attribute, and**
- 31
 32 4. For each pair of corresponding actual and dummy arguments, either:
 - 33 (a) They are both implicitly mapped, or
 - 34 (b) They are both explicitly mapped and
 - 35 i. The mapping of the actual argument is a specialization of the mapping of
 36 the dummy argument, and
 - 37 ii. If the ultimate align targets of the actual and dummy arguments are both ex-
 38 plicitly distributed, then the *dist-onto-clause* of each must specify processor
 39 arrangements with the same shape.

40
 41
 42 *and*

- 43
 44 5. For each pair of corresponding actual and dummy arguments, either:

- 45 (a) Both are sequential, or
 - 46 (b) Both are nonsequential.
- 47
 48

8.15 Characteristics of Procedures

The `SHADOW` and `DYNAMIC` attributes, if present, are HPF-characteristics of dummy arguments and procedure return values. To be precise, the definitions in Section 4.7 are rewritten as follows; additions are in **bold-face** type:

- A processor arrangement has one HPF-characteristic: its shape.
- A template has up to three HPF-characteristics:
 1. its shape;
 2. its distribution, if explicitly stated;
 3. the HPF-characteristic (i.e., the shape) of the processor arrangement onto which it is distributed, if explicitly stated.
- A dummy data object has the following HPF-characteristics:
 1. its alignment, if explicitly stated, as well as all HPF-characteristics of its alignment target;
 2. its distribution, if explicitly stated, as well as the HPF-characteristic (i.e., the shape) of the processor arrangement onto which it is distributed, if explicitly stated;
 3. **its SHADOW attribute, if explicitly stated.**
 4. **its DYNAMIC attribute, if explicitly stated.**
- A function result has the same HPF-characteristics as a dummy data object. Specifically, it has the following HPF-characteristics:
 1. its alignment, if explicitly stated, as well as all HPF-characteristics of its alignment target;
 2. its distribution, if explicitly stated, as well as the HPF-characteristic (i.e., the shape) of the processor arrangement onto which it is distributed, if explicitly stated;
 3. **its SHADOW attribute, if explicitly stated.**
 4. **its DYNAMIC attribute, if explicitly stated.**

↑

1
2
3
4
5
6
7
8
9
10
11
12
13
14
15
16
17
18
19
20
21
22
23
24
25
26
27
28
29
30
31
32
33
34
35
36
37
38
39
40
41
42
43
44
45
46
47
48

Section 9

Approved Extensions for Data and Task Parallelism

Modern parallel machines achieve their best performance if operations are performed by many processors with each processor accessing its own data. As such, the highest-performing programs will be those for which the computation partitioning and data mapping work in synergy. Three approved extensions provide the means to exploit this symmetry:

1. The `ON` directive partitions computations among the processors of a parallel machine (much as the `DISTRIBUTE` directive partitions the data among the processors).
2. The `RESIDENT` directive asserts that certain data accesses do not require interprocessor data movement for their implementation.
3. The `TASK_REGION` construct provides the means to create independent coarse-grain tasks, each of which can itself execute a data-parallel (or nested task-parallel) computation.

All three constructs are related to the concept of *active processors*, introduced in Section 9.1 below. By assigning computations to processors, the `ON` directive (Section 9.2) defines the active processors. The `RESIDENT` directive (Section 9.3) uses this set and the information given by mapping directives in its assertions of locality. Finally, the `TASK_REGION` construct (Section 9.4) builds its tasks from active processor sets.

9.1 Active Processor Sets

Active processors are an extension of the idea of processors and processors arrangements as used in HPF 2.0. HPF 2.0 assumes that a (static) set of processors exists, and that the program uses these processors to store data (e.g., through the `DISTRIBUTE` directive) and perform computations (e.g., by execution of `FORALL` statements). Finer divisions of the processor set are seldom mentioned, although they do have uses (e.g., mapping onto processor subsets as in an approved extension, Section 8.7, or in explaining the performance of computations on subarrays). Features such as task parallelism, however, require considering a more dynamic set of processors. In particular, to answer the question “What processor(s) is (are) currently executing?” it is important to define these features.

Simply put, an active processor is one that executes an HPF statement (or group of statements). Active processors perform all operations required to execute the statement(s)

except (perhaps) for the initial access of data and writing of results. Some operations require certain processors to be active, as described below, but for the most part any processor can be active in the execution of any statement. An HPF program begins execution with all processors active. As described in Section 9.2, the **ON** directive restricts the active processor set for the duration of execution of statements in its scope. Consider this simple example (which has a reasonably intuitive meaning):

```
!HPF$ ON HOME( Z(INDX) )
      X(INDX-1) = X(INDX-1) + Y(INDX) * Z(INDX+1)
```

Let **X**, **Y**, and **Z** have the same distribution, which does not replicate data. Following the **ON** directive, the statement would be executed as follows:

1. The processor owning **Z(INDX)** is identified as the active processor. On different executions of this **ON** block, this may be a different processor.
2. The values of **X(INDX-1)**, **Y(INDX)**, and **Z(INDX+1)** are made available to the active processor. Because of the identical distributions, **Y(INDX)** is already stored there. Depending on the data distribution and the hardware running the program, retrieving the others might correspond to the active processor loading registers from memory, or it might mean one or two other processors sending messages to the active processor.
3. The active processor performs an addition and a multiplication, using the values sent in the last step.
4. The result is stored to **X(INDX-1)**, which may be on another processor. Again, this may require synchronization or other cross-processor operations.

There are considerable subtleties of this scheme when one of the statements involved is a function or subroutine call. Section 9.2.4 deals with these cases. Advice on the implementation of the **ON** directive is given in Section 9.2.2 below.

A few additional terms are useful in conjunction with the concept of active processors. If all processors in a set are active, then the set is called an *active processor set*. The set of all active processors is sometimes called *the active processor set*. This set is dynamic, and if a statement is executed repeatedly the active processor set may be different each time. In general, an HPF construct can only restrict the active set, not enlarge it. However, if the original active set is partitioned into several independent sets, all partitions may execute simultaneously. This is exactly how the **TASK_REGION** construct (described in Section 9.4) works.

The *universal* processor set is the set of all processors available to the HPF program. It is precisely the set of processors that is active when execution of the main program begins.

A processor that is not in the active set is called *inactive*. (Note that a processor may be inactive with respect to one statement, but active with respect to another. This is common in **TASK_REGION** constructs.)

It is sometimes necessary to query properties of the active processor set; this is accomplished by the approved extension intrinsics **ACTIVE_NUM_PROCS** and **ACTIVE_PROCS_SHAPE** described in Section 12.1.

The data mapped to a processor is said to be *resident* on it. A replicated object is resident on all of the processors that have a copy of it.

1 *Rationale.* It may seem odd at first to concentrate on shrinking the active processor
 2 set. However, HPF's design assumes that all processors are available at the beginning
 3 of execution. For example, implementing `DISTRIBUTE` requires information about the
 4 number of processors (in order to determine block sizes, for example) and their identity
 5 (in order to allocate the memory and perform data motion). Therefore, the execution
 6 model uses a static set of processors that can be subdivided and reunited dynamically.
 7 (*End of rationale.*)

9.1.1 The `SUBSET` Directive

10 This subsection explains the interaction of active and inactive processor sets with explicitly
 11 mapped data. The rule of thumb is that allocating memory must be done locally; that is,
 12 if a processor stores part of an array, then that processor must be active when the array is
 13 created. Implications of this rule include:

- 15 • Local objects must be stored on a set of active processors, either when their subpro-
 16 gram is invoked or when they are allocated.
- 18 • Dummy arguments are always mapped to a set of active processors. Section 9.2.4
 19 explains the mechanism that ensures this.
- 21 • Global objects (i.e., objects in `COMMON` or `MODULEs` or objects accessed via host asso-
 22 ciation) may be explicitly mapped to inactive processors. However, those processors
 23 must have been active when the globals were allocated, whether at program initial-
 24 ization (when all processors were active), or at on entry to another subprogram, or
 25 on execution of an `ALLOCATE` statement.

26 It should be clear from the treatment of local and global objects that declarations may
 27 need to refer to two classes of processors arrangements. The first, used mainly for the
 28 declaration of global data, consists of arrangements of the universal processor set. These
 29 are known as *universal* processors arrangements. Since they always represent the same
 30 processors, these serve as a fixed frame of reference, allowing consistent declarations. A
 31 *processors-directive* (Rule H329) defines a universal processors arrangement by default. To
 32 accommodate active processors, two slight changes to the rules in Section 3.6 need to be
 33 made:

- 35 • An HPF compiler is required to accept any *universal* processors arrangement that is
 36 scalar, or whose size (i.e., product of the arrangement's dimensions) is equal to the
 37 size of the universal processor set.
- 39 • If two *universal* processors arrangements have the same shape, then corresponding
 40 elements of the two arrangements are understood to refer to the same abstract pro-
 41 cessor.

42 In both cases, the only change is the addition of the word “universal.”

44 Restricted processors arrangements represent only processors that, at the time the
 45 arrangement is declared, are active. They are used for mapping local objects and dummy
 46 arguments. To declare a subset processors arrangement, one can use the `SUBSET` option of
 47 *combined-attribute-extended* (H801), defined on page 145. One can also use the statement
 48 form of the `SUBSET` attribute:

H901 *subset-directive* **is** SUBSET *processors-name*

Examples of the two forms are

```
!HPF$ PROCESSORS, SUBSET :: P(NP/4,4)
!HPF$ PROCESSORS Q(ACTIVE_NUM_PROCS())
!HPF$ SUBSET Q
```

As for universal arrangements, there are some modified rules for the use of subset processors arrangements:

- An HPF compiler is required to accept any *subset* processors arrangement that is scalar, or whose size is equal to the number of active processors, i.e., the number that would be returned by the call `ACTIVE_NUM_PROCS()`.
- If two *subset* processors arrangements are declared with the same shape and the active processor set has not changed between their declarations, then corresponding elements of the two arrangements are understood to refer to the same abstract processor.

It is important to note that a scalar subset processors arrangement is considered to represent a processor that is active at the time the arrangement is created.

Note that it is permitted for a subset processors arrangements to have fewer than `NUMBER_OF_PROCESSORS()` elements; this reflects the way that the active processor set can shrink. Also note that there is an added condition before two subset processors arrangements are considered identical; this reflects the dynamic nature of the active processor set. Finally, note that a local, subset processors arrangement will be an arrangement of the set of active processors until such time as the active processor set is further restricted by an `ON` directive.

9.1.2 Mapping Local Objects and Dummy Arguments

For explicitly mapped local objects without the `SAVE` attribute, the declarations must map all elements of the object onto active processors. This requirement gives rise to several cases:

- If the local object is mapped via a `DISTRIBUTE` directive, then it must be distributed onto a set of active processors. One way, but not the only way, is to use a local, subset processor arrangement as the *dist-target*. If there is no explicit `ONTO` clause, the implementation is free to choose any arrangement of active processors as the *dist-target*.
- A local, universal processors arrangement of size one is always identified with an active processor, and may occur as the *dist-target* for a local object.
- If the local object is mapped by an `ALIGN` directive, then the corresponding elements of the ultimate align target must be distributed exclusively onto active processors. This certainly occurs if the whole of the ultimate align target is distributed onto active processors. It also occurs if the local object is aligned to a section of a target that is distributed onto both active and inactive processors, provided the section that is “hit” by the aligned object is mapped only to active processors. If the align replicates the alignee over one or more axes of the align target, then the distribution of the align target must ensure that all copies of the alignee are mapped to active processors.

1 In any of these cases, the active processor set is determined at the time that the **DISTRIBUTE**
 2 or **ALIGN** becomes instantiated. That is, the mapping directives for **ALLOCATABLE** variables
 3 are instantiated when the variable is allocated; other objects have their mapping instantiated
 4 when they are declared.

5 The declaration of subset processors arrangements does not cause processors to become
 6 active or inactive; only the execution of **ON** directives does that. In particular, if a program
 7 contains no **ON** directives or constructs that modify a program's active processor set, then all
 8 processors are always active and all **DISTRIBUTE** directives can use universal arrangements.

9 Explicitly mapped global objects must have consistent mappings wherever they appear.
 10 This will usually (for **COMMON** and **USE** associated objects) be accomplished by distribution
 11 onto universal processors arrangements. Notice that the interpretation of an implicit (i.e.,
 12 missing) **ONTO** clause differs for local and global objects; globals may be distributed onto
 13 all processors, while locals must use only active processors. Also note that, since universal
 14 processors arrangements are the default for the **PROCESSORS** directive, no modification to
 15 the mapping of global objects is needed when active processors are introduced.

16 Dummy arguments must be explicitly mapped in the same way as local objects, using
 17 the rules above. As Section 9.2.4 explains, the effect of this is that dummy arguments are
 18 always stored on the active processor set. Other data objects, particularly objects local to
 19 the subprogram, can therefore be aligned to the dummy arguments and allocated on the
 20 active processor set.

21 Objects with the **SAVE** attribute must be mapped consistently whenever they come
 22 into scope. They are not subject to the restriction of mapping to active processors; where
 23 mapping is concerned, they conform to the same rules as global objects.

24 9.1.3 Other Restrictions on Active Processors

25 In addition to the mapping of locals and dummy arguments, several other constructs are
 26 restricted when the active processor set does not match the universal processor set. In
 27 general, the intent of these restrictions is to ensure that all processors that are needed for
 28 an operation are active when it is performed. In particular, allocating or freeing memory
 29 mapped to a processor requires the cooperation of that processor.
 30

31 For a **REDISTRIBUTE** directive, the active processor set must include:

- 32 ● All processors that stored any element of the *distributee* before the **REDISTRIBUTE** was
 33 encountered, and
- 34 ● The processors that will store any element of the *distributee* after the **REDISTRIBUTE**
 35 is performed.

36 This implies that all elements of the redistributed object reside on active processors, both
 37 before and after the **REDISTRIBUTE** operation. Effectively, this means that all data move-
 38 ment for the **REDISTRIBUTE** will be among active processors. In addition, the processors
 39 that owned the *distributee* (or anything aligned to it) beforehand can free the memory, and
 40 processors that now own the *distributee* can allocate memory for it.

41 Similarly, for a **REALIGN** directive, the set of active processors must include all processors
 42 that stored elements of the *alignee* before the **REALIGN** and all processors that will store
 43 *alignee* elements after the **REALIGN**.

44 For an **ALLOCATE** statement that creates an explicitly mapped object, the set of active
 45 processors must include the processors used by the mapping directive for the allocated
 46 object. The allocated object's ultimate align target may fall into one of two classes:
 47
 48

- Distributed with no explicit `ONTO` clause. (This case includes ultimate align targets with no `DISTRIBUTE` directive at all.) In this case, the compiler must choose a set of active processors that the object will be stored on.
- Distributed `ONTO` a section of a processors arrangement. In this case, the specified section must be an arrangement of an active processor set.

For example:

```

!HPF$ PROCESSORS P(NUMBER_OF_PROCESSORS())
!HPF$ ON (P(1:4))
      CALL OF_THE_WILD()
      ...

      SUBROUTINE OF_THE_WILD()
      INTEGER, ALLOCATABLE, DIMENSION(:) :: A, B, C, D, E, F
!HPF$ PROCESSORS P(NUMBER_OF_PROCESSORS()), ONE_P
!HPF$ PROCESSORS, SUBSET :: Q(ACTIVE_NUM_PROCS())
!HPF$ DISTRIBUTE (BLOCK) :: A, E
!HPF$ DISTRIBUTE (BLOCK) ONTO P(1:4) :: B
!HPF$ DISTRIBUTE (*) ONTO ONE_P :: C
!HPF$ DISTRIBUTE (BLOCK) ONTO Q :: D, F

      ALLOCATE (A(100))    ! No explicit ONTO; block size is probably 25
      ALLOCATE (B(100))    ! Block size IS 25
      ALLOCATE (C(100))    ! On one active processor
      ALLOCATE (D(100))    ! On Q(1:4); block size 25
!HPF$ ON HOME(B(1:50)) BEGIN
      ALLOCATE (E(100))    ! No ONTO; E is allocated on Q(1:2)
      ALLOCATE (F(100))    ! Nonconforming since Q(3:4) are inactive
!HPF$ END ON

```

For a `DEALLOCATE` statement that destroys an explicitly mapped object, the active processor set must include all processors that own any element of that object. Again, there are two cases for the deallocated object's ultimate align target:

- Distributed onto a section of a processors arrangement. In this case, the processors that store part of the object must be active when it is deallocated. One way to guarantee this is to ensure that any `ON` block enclosing the `DEALLOCATE` statement also encloses the corresponding `ALLOCATE`.
- Distributed with no explicit `ONTO` clause. (This case includes ultimate align targets with no `DISTRIBUTE` directive at all.) In this case, the active processor set must include all the processors that were active when the object was allocated in order to guarantee that the processors that store part of the object are active when it is deallocated. Again, this is ensured if all `ON` blocks that enclose the deallocation also enclose the allocation operation.

An example may be helpful:


```

1      REAL, ALLOCATABLE :: X(:), Y(:)
2      !HPF$ PROCESSORS P(8)
3      !HPF$ DISTRIBUTE X(BLOCK) ONTO P(1:4)
4      !HPF$ DISTRIBUTE Y(CYCLIC)
5
6      !HPF$ ON ( P(1:6) )
7      !HPF$      ON ( P(1:5) )
8              ALLOCATE( X(1000), Y(1000)
9      !HPF$      ON ( P(1:3) )
10             ! Point 1
11      !HPF$      END ON
12             ! Point 2
13      !HPF$      END ON
14             ! Point 3
15      !HPF$ END ON
16      ...
17      !HPF$ ON ( P(1:4) )
18             ! Point 4
19      !HPF$ END ON
20             ! Point 5

```

At point 1, neither X nor Y can be deallocated, since some of the processors that store their elements might not be active. If the innermost directive were

```

24      !HPF$      ON ( P(1:4) )

```

then X could be safely deallocated because of its explicit ONTO clause; it would still be incorrect to deallocate Y. At points 2 and 3, both X and Y can safely be deallocated. In general, if the deallocation occurs at the same level of ON nesting or at an outer level and the flow of control has not left the outer ON construct, then the deallocation is safe. At point 4 it is correct to deallocate X because its ONTO clause matches the enclosing ON. It is not, however, correct to deallocate Y, since some processors (e.g., P(5)) that were active at the ALLOCATE statement are not active at point 4. This illustrates the care that must be exercised if a DEALLOCATE statement is controlled by an ON clause. One can avoid potential problems by performing the deallocation outside of any ON construct in the same procedure, as at point 5.

It is possible that only of subset of the processors active at allocation time and named in the ONTO clause actually store part of the object:

```

38      !HPF$ DISTRIBUTE A(BLOCK(10)) ONTO P(1:4)
39      INTEGER, ALLOCATABLE :: A(:)
40      ALLOCATE A(10)
41      !HPF$ ON (P(1))
42      DEALLOCATE(A)      ! Correct, because only P(1) owns any part of A

```

9.2 The ON Directive

The purpose of the ON directive is to allow the programmer to control the distribution of computations among the processors of a parallel machine. In a sense, this is the computational analog of the DISTRIBUTE and ALIGN directives for data. The ON directive does this

by specifying the active processor set for a statement or set of statements. This temporarily shrinks the active processor set.

If the computations in two **ON** block executions are not related (for example, if the **ON** block executions are two iterations of an **INDEPENDENT** loop), their **ON** directives give the compiler clear instructions for exploiting this potential parallelism.

9.2.1 Syntax of the **ON** Directive

There are two flavors of the **ON** directive: a single-statement form and a multi-statement form. The syntax for these directives is

| | | | | |
|------|---------------------------|-----------|---|--|
| H902 | <i>on-directive</i> | is | ON <i>on-stuff</i> | |
| H903 | <i>on-stuff</i> | is | <i>home</i> [, <i>resident-clause</i>] [, <i>new-clause</i>] | |
| H904 | <i>on-construct</i> | is | <i>directive-origin block-on-directive</i> <i>block</i> <i>directive-origin end-on-directive</i> | |
| H905 | <i>block-on-directive</i> | is | ON <i>on-stuff</i> BEGIN | |
| H906 | <i>end-on-directive</i> | is | END ON | |
| H907 | <i>home</i> | is | HOME (<i>variable</i>) or HOME (<i>template-elmt</i>) or (<i>processors-elmt</i>) | |
| H908 | <i>template-elmt</i> | is | <i>template-name</i> [(<i>section-subscript-list</i>)] | |
| H909 | <i>processors-elmt</i> | is | <i>processors-name</i> [(<i>section-subscript-list</i>)] | |

The nonterminal *resident-clause* will be defined in Section 9.3. For the present, it suffices to say that this is a form of the **RESIDENT** directive mentioned in the introduction.

The *home* is often called the **HOME** clause, even in cases where the keyword **HOME** is not used. Note that *variable* is a Fortran syntax term that means (roughly) “a reference, including an array element, array section, or derived type field”; *variable* does not include template or processor elements because they are defined only in directives. Note also that *block* is a Fortran syntax term for “a series of statements treated as a group”—for example, the body of a **DO** construct.

The *on-directive* is a kind of *executable-directive* (see rule H205). This means that an *on-directive* can appear wherever an executable statement can.

An *on-construct* is a Fortran *executable-construct*. This syntax implies that such constructs can be nested, and if so they will be properly nested.

Rationale. Note the use of parentheses in the last option of the *home* rule (involving *processors-elmt*). This prevents the following ambiguity:

```

      INTEGER X(4)           ! X(I) will be on processor I
!HPF$ PROCESSORS HOME(4)
!HPF$ DISTRIBUTE X(BLOCK)
      X = (/ 4,3,2,1 /)

```

```

1      !HPF$ ON HOME(X(2))
2          X(2) = X(1)
3

```

4 If the parentheses were not required, where should the computation be done?

- 5
- 6 1. Processor HOME(2) (i.e., the owner of X(2))?
- 7
- 8 2. Processor HOME(3) (i.e., use the value of X(2), before the assignment)?
- 9
3. Processor HOME(4) (i.e., use the value of X(2), after the assignment)?

10 The definition of ON clearly indicates that interpretation 1 is correct. One can get the
11 effect of interpretation 2 by the directive
12

```

13      !HPF$ ON(HOME(X(2)))
14

```

15

16 There is no way to get the effect of interpretation 3. Introducing reserved keywords
17 into Fortran was suggested as a better solution to this problem, but was seen as too
18 large a change to the underlying language. (*End of rationale.*)
19

20 9.2.2 Semantics of the ON Directive

21

22 The ON directive restricts the active processor set for a computation to those processors
23 named in its *home*. The computation controlled is either the following Fortran statement
24 (for a *on-directive* or the contained *block* for a *block-on-directive*. We refer to the controlled
25 computation as the ON-block.

26 That is, it advises the compiler to use the named processor(s) to perform the ON block.
27 Like the mapping directives ALIGN and DISTRIBUTE, this is advice rather than an absolute
28 commandment; the compiler may override an ON directive. Also like ALIGN and DISTRIBUTE,
29 the ON directive may affect the efficiency of computation, but not the final results.
30

31 *Advice to implementors.* If the compiler may override the user's advice in an ON
32 directive, then the compiler should also offer the user an option to force all directives
33 to be obeyed. Because dummy arguments and local objects are required to be mapped
34 onto active processors, an HPF compiler that fails to heed the programmer's advice
35 with respect to the active processor set may also be required to ignore some of the
36 programmer's advice concerning data mapping. (*End of advice to implementors.*)
37

38 The single-statement ON directive sets the active processor set for the first non-comment
39 statement that follows it. It is said to apply to that statement. If the statement is a
40 compound statement (e.g., a DO loop or an IF-THEN-ELSE construct), then the ON directive
41 also applies to all statements nested therein. Similarly, the ON construct applies the initial
42 ON clause to—i.e., sets the active processor set for—all statements up to the matching END
43 ON directive.

44 The evaluation of any function referred to in the home expression is not affected by
45 the ON directive; these functions are called on all processors active when control reached the
46 directive. Thus,
47

```

48      !HPF$ ON HOME( P(1: (ACTIVE_NUM_PROCS() - 1)) ) ...

```

is a reasonable way to idle one active processor, and is not paradoxically self-referential.

The `HOME` clause can name a program object, a template, or a processors arrangement. For each of these possibilities, it can specify a single element or multiple elements. This is translated into the processor(s) executing the `ON` block as follows:

- If the `HOME` clause names a program object, then every processor owning any part of that object should execute the `ON` block. For example, if `A` is an explicitly mapped array, then

```
!HPF$ ON HOME ( A(2:4) )
```

tells the compiler to perform the statement on the processors owning `A(2)`, `A(3)`, and `A(4)`. If `A` were distributed `BLOCK`, this might be one processor; if it were distributed `CYCLIC`, it would be three processors (assuming that many processors were available). Extra copies of elements created by a `SHADOW` directive (H817) are not taken into consideration by the `HOME` clause.

- If the `HOME` clause names a template element or section, then every processor owning any element of the template element or section should execute the `ON` block. The example above applies here as well, if `A` is a template rather than an array.
- If the `HOME` clause names a processors arrangement, then the processor(s) referenced there should execute the `ON` block. For example, if `P` is a processors arrangement, then

```
!HPF$ ON ( P(2:4) )
```

will execute the following statement on the three processors `P(2)`, `P(3)`, and `P(4)`.

In every case, the `ON` directive specifies the processor(s) that should perform a computation. More formally, it sets the active processors for the statements governed by the `ON` directive, as described in Section 9.1. That section also describes how some statements (notably `ALLOCATE` and dynamic remapping directives) require that particular processors be included in the active set. If one of these constructs occurs in the `ON` block and the active processor set does not contain all the required processors, then the program is not standard-conforming.

Note that the `ON` directive only specifies how *computation* is partitioned among processors; it does not indicate processors that may be involved in data transfer. Also, the `ON` clause by itself does not guarantee that its body can be executed in parallel with any other operation. However, placing the computation can have a significant effect on data locality. As later examples will show, the combination of `ON` and `INDEPENDENT` can also provide control over the load balance of parallel computations.

Advice to implementors. If the HPF program is compiled into Single-Program-Multiple-Data (SPMD) code, then the `ON` clause can always be implemented (albeit inefficiently) by having all processors compare their processor *id* to an *id* (or list of *ids*) generated from the `HOME` clause. (Similar naive implementations can be constructed in other paradigms as well.) If the `ON` clause will be executed repeatedly, for example in a `DO` loop, it is worthwhile to invert this process. That is, instead of all processors executing all the `HOME` clause tests, the compiler should determine the range of loop iterations that will test true on the given processor. (See the “Advice to implementors” in Section 9.2.3 for more details.) For example, consider the following complex case:

```

1      DO I = 1, N
2          !HPF$ ON HOME( A(MY_FCN(I)) ) BEGIN
3              ...
4          !HPF$ END ON
5      END DO

```

Here, the generated code can perform an “inspector” (i.e., a skeleton loop that only evaluates the `HOME` clause of each iteration) to produce a list of iterations assigned to each processor. This list can be produced in parallel, since `MY_FCN` must be side-effect free (at least, the programmer cannot rely on any side effects). However, distributing the computation of *home* to all processors may require unstructured communications patterns, possibly negating the advantage of parallelism. In general, more advanced compilers will be able to efficiently invert more complex `HOME` clauses. It is recommended that the abilities (and limitations) of a particular compiler be documented clearly for users.

Note that processors “screened out” by the naive implementation may still be required to participate in data transfer. If the underlying architecture allows one-sided communication (e.g., shared memory or `GET/PUT`), this is not a problem. On message-passing machines, a request-reply protocol may be used. This requires the inactive processors to enter a wait loop until the `ON` block completes, or requires the runtime system to handle requests asynchronously. Again, it is recommended that the documentation tell programmers which cases are likely to be efficient and which inefficient on a particular system. (*End of advice to implementors.*)

Advice to users. The form of the *home* in an `ON` directive can be arbitrarily complex. This is a two-edged sword; it can express very complicated computation partitioning, but the implementation of these partitions may not be efficient. More concretely, it may express a perfectly load-balanced computation, but force the compiler to serialize the computation to implement the `HOME` clauses. Although the amount of overhead for an `ON` clause will vary based on the HPF code, the compiler, and the hardware, one can expect that compilers will generate very good code based solely on array mappings or a named processors arrangement, and progressively worse code as the complexity of the *home* increases. A rough measure of the complexity of an `ON` directive is the amount of run-time data used to compute it; for example, a constant offset is fairly simple, while a permutation array is very complex. See Section 9.2.3 below for more concrete examples of this phenomenon.

It should also be noted that the `ON` clause does not change the semantics of a program, in the same sense that `DISTRIBUTE` does not change semantics. In particular, an `ON` clause *by itself* does not change sequential code into parallel code, because the code in the `ON` block can still interact with code outside the `ON` block. (To put it another way, `ON` does not spawn processes.) (*End of advice to users.*)

It is legal to nest `ON` directives, if the set of active processors named by the inner `ON` directive is included in the set of active processors from the outer directive. The syntax of *on-construct* automatically ensures that it is properly nested inside other compound statements, and that compound statements properly nest inside of it. As with other Fortran compound statements, transfer of control to the interior of an *on-construct* from outside the block is prohibited: an *on-construct* may be entered only by executing the (executable) `ON` directive.

Transfers within a block may occur. However, HPF *also* prohibits transfers of control from the interior of an *on-construct* to outside the *on-construct*, except by “falling through” the **END ON** directive. Note that this is stricter than in ordinary Fortran. If **ON** clauses are nested, then the innermost *home* effectively controls execution of the statement(s). A programmer can think of this as successively restricting the set of processors at each level of **ON** nesting; clearly, the last restriction must be the strongest. Alternately, the programmer can think of this as a fork-join approach to nested parallelism.

Rationale. The restrictions about control flow into and out of an **ON** block essentially make it a single-entry single-exit region, thus simplifying the semantics considerably. (*End of rationale.*)

If an **ON** directive includes a **NEW** clause, the meaning is the same as a **NEW** clause in an **INDEPENDENT** directive. The operation of the program would be identical if the **NEW** variables were allocated anew, and distributed onto the active processors, on every entry to the **ON** directive’s scope, and deallocated on exit from the **ON** block. That is, the **NEW** variables are undefined on entry (i.e., assigned before use in the **ON** block) and undefined on exit (i.e., not used after the **ON** block, unless first reassigned). In addition, **NEW** variables cannot be remapped in the **ON** clause’s scope, whether by **REALIGN**, **REDISTRIBUTE**, or by argument association (at subroutine calls). If a variable appears in a **NEW** clause but does not meet these conditions, then the program is not HPF-conforming. **NEW** variables are not considered by any nested **RESIDENT** directives, as detailed in Section 9.3.

The **NEW** variables are implicitly reallocated and remapped onto the active processors on entry to the **ON** block. For this reason, there are restrictions on their explicit mappings.

- An **ON** block **NEW** variable may not occur as an alignee.
- An **ON** block **NEW** variable may occur as a distributee only if there is no **ONTO** clause.

```
!HPF$ DISTRIBUTE X(BLOCK, *)
!HPF$ DISTRIBUTE Y ONTO P           ! Nonconforming due to ONTO clause
!HPF$ ALIGN WITH X :: Z           ! Nonconforming; ALIGN forbidden
!HPF$ ON (P(1:4), NEW(X, Y, Z), BEGIN
!HPF$ END ON
```

Rationale. **NEW** clauses provide a simple way to create temporary variables. This ability is particularly important when **RESIDENT** directives come into play, as will be clear below. (*End of rationale.*)

Advice to implementors. Because they are not used outside of the **ON** blocks, **NEW** variables need not be kept consistent before and after **ON** clauses. Therefore, no communication outside of the active processor set, determined by the **ON** directive, is required to implement them. Scalar **NEW** variables should be replicated over the active processor set, or allocated in memory areas shared by the active processor set. Note that memory must be dynamically allocated if there is a possibility that multiple instances of the **ON** block could be active concurrently. This is similar to the requirements for implementing **NEW** variables in **INDEPENDENT** loops. (*End of advice to implementors.*)

9.2.3 Examples of ON Directives

The following are valid examples of ON directives. Most of them illustrate idioms that programmers might want to use, rather than contrived situations. For simplicity, the first several examples assume the following array declarations:

```

REAL A(N), B(N), C(N), D(N)
!HPF$ DISTRIBUTE A(BLOCK), B(BLOCK), C(BLOCK), D(BLOCK)

```

One of the most commonly requested capabilities for HPF is to control how loop iterations were assigned to processors. (Historically, the ON clause first appeared to perform exactly this role in the Kali FORALL construct.) This can be done by the ON directive, as shown in the following examples:

```

!HPF$ INDEPENDENT
DO I = 2, N-1
  !HPF$ ON HOME(A(I))
  A(I) = (B(I) + B(I-1) + B(I+1))/3
END DO

!HPF$ INDEPENDENT
DO J = 2, N-1
  !HPF$ ON HOME(A(J+1)) BEGIN
  A(J) = B(J+1) + C(J+1) + D(J+1)
  !HPF$ END ON
END DO

```

The ON directive in the I loop sets the active processor for each iteration of the loop to be the processor that stores A(I). In other words, it advises the compiler to have each processor run over its own section of the A array (and therefore B as well). The references to B(I-1) and B(I+1) must be fetched from off-processor for the first and last iterations on each processor (except for the boundary processors); note that those processors are not mentioned in the HOME clause. The ON directive in the J loop similarly sets the active set for each iteration, but advises the compiler to shift computations. As a result, each processor does a vector sum of its own sections of B, C, and D, stores the first element of the result on the processor to its left, and stores the rest of the result (shifted by one) in A. It is worth noting that the directives would still be valid (and minimize nonresident data accesses) if the arrays were distributed CYCLIC, although the number of nonresident references would be much higher.

Advice to implementors. It is highly recommended that compilers concentrate on optimizing DO loops with a single ON clause including the entire loop body. Schematically, the code will be:

```

DO i = lb, ub, stride
  !HPF$ ON HOME(array(f(i))) BEGIN
  body
  !HPF$ END ON
END DO

```

where array has some data mapping. Assume the mapping gives processor p the elements $\text{myset}(p)$. (In a BLOCK distribution, for example, $\text{myset}(p)$ is a contiguous range of integers.) Then the generated code on processor p should be

```
DO  $i \in [lb : ub : stride] \cap f^{-1}(\text{myset}(p))$ 
  body
END DO
```

(This schematic does not show where communication or synchronization must be placed; that must be derived from analysis of the body.) Moreover, f is likely to be the identity function or a linear function with integer coefficients, both of which can be inverted easily. Given this, techniques for iterating through the set can be found in several recent conferences. (*End of advice to implementors.*)

Advice to users. One can expect the I loop above to generate efficient code for the computation partitioning. In effect, the compiler will arrange for each processor to iterate over its own section of array A. The J loop is slightly more complex, since the compiler must find the inverse of the HOME clause's subscripting function. That is, the compiler must solve $K=J+1$ for J, where K ranges over the resident elements of A. Of course, in this case $J=K-1$; in general, linear functions can be inverted by the compiler. (It should be pointed out, however, that complex combinations of ALIGN and DISTRIBUTE may make the description of K unwieldy, and this may add overhead to the inversion process.) (*End of advice to users.*)

Sometimes it is advantageous to “split” an iteration between processors. The following case shows one example of this:

```
!HPF$ INDEPENDENT
DO I = 2, N-1
  !HPF$ ON HOME(A(I))
  A(I) = (B(I) + B(I-1) + B(I+1))/3
  !HPF$ ON HOME C(I+1)
  C(I+1) = A(I) * D(I+1)
END DO
```

Here, the active processor sets for the two statements in the loop body are different. Due to the first ON clause, the reference to A(I) is resident in the first statement. The second ON clause makes A(I) nonresident (for some values of I) there. This maximizes the data locality in both statements, but does require data movement between the two.

Advice to implementors. If there are several non-nested ON clauses in a loop, then the schematic above needs to be generalized. In essence, the iteration range for each individual ON clause must be generated. A processor will then iterate over the union of these ranges. Statements guarded by an ON directive must now be guarded by an explicit test. In summary, the code for

```
DO  $i = lb, ub, stride$ 
  !HPF$ ON HOME( $array_1(f_1(i))$ )
   $stmt_1$ 
  !HPF$ ON HOME( $array_2(f_2(i))$ )
```



```

1           stmt2
2       END DO
3

```

on processor p becomes

```

5           set1 = [lb : ub : stride] ∩ f1-1(myset1(p))
6           set2 = [lb : ub : stride] ∩ f2-1(myset2(p))
7
8       DO i ∈ set1 ∪ set2
9
10          IF (i ∈ set1) THEN
11              stmt1
12          END IF
13
14          IF (i ∈ set2) THEN
15              stmt2
16          END IF
17      END DO
18
19

```

where $myset_1(p)$ is the resident set for $array_1$, and $myset_2(p)$ is the resident set for $array_2$. (Again, synchronization and communication must be handled by other means.) Code transformations such as loop distribution and loop peeling can be used to eliminate the tests in many cases. They will be particularly profitable if there are data dependences between the **ON** blocks. (*End of advice to implementors.*)

Advice to users. Splitting an iteration like this is likely to require either additional tests at runtime or additional analysis by the compiler. Even if the compiler can generate low-overhead scheduling for the individual **ON** clauses, combining them is not necessarily low-overhead. The locality benefits must be rather substantial for this to pay off, but there are cases where multiple **ON** clauses are valuable. (All these statements are particularly true if one **ON** block uses data computed in another one.) (*End of advice to users.*)

Because **ON** clauses nest naturally, they can be useful for expressing parallelism along different dimensions. Consider the following examples:

```

36
37     REAL X(M,M)
38     !HPF$ DISTRIBUTE X(BLOCK,BLOCK)
39
40     !HPF$ INDEPENDENT, NEW(I)
41     DO J = 1, M
42         !HPF$ ON HOME(X(:,J)) BEGIN
43             DO I = 2, M
44                 !HPF$ ON HOME(X(I,J))
45                 X(I,J) = (X(I-1,J) + X(I,J)) / 2
46             END DO
47         !HPF$ END ON
48     END DO

```

The active processor set for each iteration of the J loop is a column of the (presumably universal) processors arrangement. The I loop further subdivides the computation, giving each processor responsibility for computing the elements it owns. Many compilers would have chosen this computation partitioning automatically for such a simple example. However, the compiler might have attempted to fully parallelize the outer loop, executing each inner loop sequentially on one processor. (This might be attractive on a machine with very fast communications.) By inserting the `ON` clauses, the user has advised against this strategy, thus trading additional locality for restricted parallelism. Notice that the `ON` directive neither requires nor implies the `INDEPENDENT` assertion. In both nests, each iteration of the I loop depends on the preceding iteration, but the `ON` directive can still partition the computation among processors. The `ON` directive does not automatically make a loop parallel.

Advice to implementors. “Dimension-based” nesting, as above, will probably be a common case. The `HOME` clauses can be inverted at each level, treating indices from outer loops as run-time invariants. (*End of advice to implementors.*)

Advice to users. Nested `ON` directives will tend to have efficient implementations if their `HOME` clauses refer to different dimensions of the processors arrangements, as in the above example. This minimizes the interaction between the levels of the loops, simplifying the implementation. (*End of advice to users.*)

Consider the following variation on the above example:

```

!HPF$ DISTRIBUTE Y(BLOCK,*)
!HPF$ INDEPENDENT, NEW(I)
DO J = 1, M
  !HPF$ ON HOME(Y(:,J)) BEGIN
    DO I = 2, M
      !HPF$ ON HOME(Y(I,J))
      Y(I,J) = (Y(I-1,J) + Y(I,J)) / 2
    END DO
  !HPF$ END ON
END DO

```

Note that the `ON` clauses have not changed, except for the name of the array. The interpretation is similar to the above, except that the outer `ON` directive assigns each iteration of the J loop to all of the processors. The inner `ON` directive again implements a simple owner-computes rule. The programmer has directed the compiler to distribute a serial computation across all the processors. There are a few scenarios where this is more efficient than parallelizing the outer loop:

1. Parallelizing the outer loop will generate many nonresident references, since only a part of each column is on any processor. If nonresident references are very expensive (or if `M` is relatively small), this overhead may outweigh any gain from parallel execution.
2. The compiler may take advantage of the `INDEPENDENT` directive to avoid inserting any synchronization. This allows a natural pipelined execution. A processor will execute

1 its part of the I loop for one value of J, then immediately go on to the next J iteration.
 2 Thus, the first processor will start on J=2 while the second receives the data it needs
 3 (from processor one) for J=1. (A similar pipeline would develop in the X example
 4 above.)

5 Clearly, the suitability of these ON clauses will depend on the underlying parallel architec-
 6 ture.
 7

8 *Advice to users.* This example points out how ON may improve software engineering.
 9 While the “value” of HOME(X(I)) will change if X’s mapping changes, its intent will
 10 usually stay the same - run the loop “aligned with” the array X. Moreover, the form of
 11 the clauses is portable, and they simplify experimenting with alternative computation
 12 partitioning. Both qualities are similar to the advantages of DISTRIBUTE and ALIGN
 13 over low-level data layout mechanisms. (*End of advice to users.*)
 14

15 ON directives are particularly useful when the compiler cannot accurately estimate
 16 data locality, for example when the computation uses indirection arrays. Consider three
 17 variations of the same loop:
 18

```

19     REAL X(N), Y(N)
20     INTEGER IX1(M), IX2(M)
21     !HPF$ DISTRIBUTE X(BLOCK), Y(BLOCK)
22     !HPF$ DISTRIBUTE IX(BLOCK), IY(BLOCK)
23
24     !HPF$ INDEPENDENT
25     DO I = 1, N
26         !HPF$ ON HOME( X(I) )
27         X(I) = Y(IX(I)) - Y(IY(I))
28     END DO
29
30     !HPF$ INDEPENDENT
31     DO J = 1, N
32         !HPF$ ON HOME( IX(J) )
33         X(J) = Y(IX(J)) - Y(IY(J))
34     END DO
35
36     !HPF$ INDEPENDENT
37     DO K = 1, N
38         !HPF$ ON HOME( X(IX(K)) )
39         X(K) = Y(IX(K)) - Y(IY(K))
40     END DO
41
```

42 In the I loop, each processor runs over its section of the X array. (That is, the active
 43 processor for iteration I is the owner of X(I).) Only the reference X(I) is guaranteed to be
 44 resident. (If $M \neq N$, then IX and IY have a different block size than X, and thus a different
 45 mapping.) However, if it is *usually* the case that X(I), Y(IX(I)), and Y(IY(I)) are located
 46 on the same processor, then this choice of active processors may be the best available. (If
 47 X(I) and one of the other references are *always* on the same processor, then the programmer
 48 should add the RESIDENT clause as explained in Section 9.3.) In the next loop, iteration J’s

active processor is the owner of `IX(J)`. Because `IY` has the same distribution as `IX`, reference `IY(J)` is always resident as well as `IX(J)`. This is the most common array reference class in the loop, so it minimizes the number of nonresident data references in the absence of any special properties of `IX` and `IY`. It may not evenly balance the load among processors; for example, if $(N=M/2)$ then half the processors will be idle. As before, if the values in `IX` or `IY` ensure that one of the `Y` references is always resident, a **RESIDENT** assertion should be added. In the `K` loop, only reference `Y(IX(K))` is guaranteed to be resident (because `Y` and `X` have the same distribution). However, the values stored in `IX` and `IY` may ensure that `Y(IY(K))` and `X(K)` are always resident. Even if the three **REAL** values are not always, but merely “usually” on the same processor, this may be a good computation partitioning for both locality and parallelism. However, these advantages must be weighed against the cost of computing this partitioning. Since the **HOME** clause depends on a (presumably large) array of runtime values, substantial time may be required to determine which iterations are assigned to each processor. It should be clear from this discussion that there is no magic solution for handling complex computation partitionings; the best answer is usually a combination of application knowledge, careful data structure design (including ordering of the elements), and efficient compilation methodology and runtime support.

Advice to implementors. The `K` loop is the situation that the inspector strategy described above was designed for. If there is an outer loop around any of these examples, and that loop does not modify the distribution of `X` or the values of `IX`, then a record of each processor’s iterations can be saved for reuse. The cost is at worst linear in the sizes of the arrays. (*End of advice to implementors.*)

Advice to users. It is unlikely that any current production compiler will generate low-overhead code for `K` loop. The difference from previous examples is that the **HOME** clause is not a function that can be easily inverted by the compiler. Some compilers may choose to execute every iteration on all processors, testing the **HOME** clause at run-time; others may pre-compute a list of iterations for every processor. Of course, the cost of computing the list will be substantial.

In practice, one would make all the arrays the same size to avoid some of the alignment problems above; the example was written this way for pedagogical reasons, not as an example of good data structure design. (*End of advice to users.*)

9.2.4 ON Directives Applied to Subprogram Invocations

The key rule about **ON** directives when applied to subprogram invocations is that the invocation does not change the active processor set. In effect, the callee inherits the caller’s active processors. Thus,

```
!HPF$ PROCESSORS P(10)
!HPF$ DISTRIBUTE X(BLOCK) ONTO P

!HPF$ ON ( P(1:3) )
      CALL PERSON_TO_PERSON()
!HPF$ ON ( P(4:7) )
      CALL COLLECT( X )
```

calls `PERSON_TO_PERSON` on three processors, while it calls `COLLECT` on four. The actual argument to `COLLECT` does not reside completely on the active set of processors. This is

1 allowed, with appropriate declarations of the corresponding dummy argument as explained
2 below.

3 The above rule has interesting implications for data distributions within the called
4 routine. In particular, dummy arguments must be declared under the same restrictions as
5 local objects, thus ensuring that the **dummy** is always stored on the active processor set.
6 This does not imply that the corresponding **actual** argument is local, however. Consider
7 the possibilities for how a dummy can be explicitly mapped:

- 8 • **Prescriptive mapping:** If the actual is not mapped on the active processor set, it
9 will be remapped. This is exactly analogous to remapping a **BLOCK**-distributed array
10 to **CYCLIC** via a prescriptive mapping.
- 11 • **Descriptive mapping:** The user is asserting that the actual is already mapped
12 onto the set of active processors. If the assertion is true, then the dummy is already
13 stored locally; if not, then the compiler inserts a remapping operation (and reports a
14 warning, following the recommendations in Section 4).
- 15 • **Transcriptive mapping:** In this case, a new restriction must be made to allow
16 efficient access to the dummy argument. *If a dummy is transcriptively mapped, then
17 the actual argument must be resident on the active processor set at the time of the
18 invocation.* This may be checked at run-time.

19
20
21 In summary, a dummy argument is always mapped to the set of active processors, although
22 the actual argument need not be (except in the case of transcriptive mappings).

23
24 *Rationale.* The treatment of dummy arguments as local objects is consistent with all
25 previous Fortran (and FORTRAN) standards. Moreover, it has the advantage that
26 it reflects the usual expectations and wishes of programmers. Dummy arguments are
27 not expected to create great inefficiencies in Fortran programs; ensuring that they are
28 always stored locally tends to reinforce that expectation. Also, programmers are used
29 to “pass by reference” behavior, in which arguments are not copied; the restrictions
30 on data mapping to active processor sets allow this implementation when the data
31 is not remapped on subprogram call. One case of this deserves special mention—
32 transcriptive mappings. If the programmer wants to keep the data in place (the usual
33 expectation of **INHERIT** and related features) and control which processors execute
34 the computation (the meaning of **ON**), then the basic principles of active sets (set
35 forth in Section 9.1) imply that the data must be resident before the call is made.
36 When remapping occurs due to explicit directives, then surely the user expects a
37 communication cost to accompany the remapping.

38 It should also be noted that these rules do not invalidate any HPF programs written
39 without using the **ON** directive. In those programs, the active processor set never
40 changes (at least, not from the view of the language). Therefore, subset and universal
41 processors arrangements can be used interchangeably, and the restriction on use of
42 transcriptive mappings is obeyed automatically. (*End of rationale.*)

43
44 *Advice to implementors.* These restrictions imply that accesses to dummy arguments
45 never require one-sided communication if the argument is explicitly mapped and the
46 **ON** clause is used. Of course, accesses to global data may still run into serious compli-
47 cations. If the compiler itself partitions the computation, it is not restricted by the
48 **ON** directive rules. (*End of advice to implementors.*)

Advice to users. The idea to remember in calling subprograms from an **ON** block is this: make sure that the actual arguments are stored on the active set. If the subroutine interface uses transcriptive (“take anything”) mappings, then this is a requirement. If the subroutine uses any other type of mapping, then having resident actual arguments *may* avoid the expense of remapping data. (Of course, it does not by itself guarantee that remapping doesn’t occur—a prescriptive interface can force a **BLOCK**-to-**CYCLIC** redistribution—but it does ensure that the remapping is between active processors. This allows simpler and more efficient collective communications operations to be generated in the runtime system.) (*End of advice to users.*)

Let us return to the previous example:

```
!HPF$ PROCESSORS P(10)
!HPF$ DISTRIBUTE X(BLOCK) ONTO P

!HPF$ ON ( P(4:7) )
      CALL COLLECT( X )
```

If **COLLECT** were declared as

```
      SUBROUTINE COLLECT( A )
!HPF$ DISTRIBUTE A(CYCLIC)
```

then the call will be executed as follows:

1. **X** will be remapped from **BLOCK** on 10 processors (i.e., all of **P**) to **CYCLIC** on 4 processors (i.e., **P(4:7)**). This will be a many-to-many exchange pattern.
2. **COLLECT** will be called on processors **P(4)**, **P(5)**, **P(6)**, and **P(7)**. Accesses to **A** within the subroutine will be satisfied from the redistributed array on those processors.
3. **A** will be remapped back to the distribution of **X**. This is the inverse of step 1.

Note that the distribution of **A** is onto 4 processors (the active processor set inside the call), not onto the universal processor set. If the interface is

```
      SUBROUTINE COLLECT( A )
!HPF$ DISTRIBUTE A(BLOCK)
```

then the process would be the same, except that there would be a remapping from **BLOCK** on 10 processors to **BLOCK** on 4 processors. That is, the block size would increase by 2.5 times (with related shuffling of data) and then revert to the original. Again, it is important to note that the distribution of **A** is onto the active processor set rather than onto all of **P**.

The similar examples

```
      REAL X(100,100), Y(100,100)
!HPF$ PROCESSORS P(4), Q(2,2)
!HPF$ DISTRIBUTE X(BLOCK,*) ONTO P
!HPF$ DISTRIBUTE Y(BLOCK,BLOCK) ONTO Q

INTERFACE
      SUBROUTINE A_CAB( B )
```

```

1      REAL B(:)
2      !HPF$  DISTRIBUTE B *(BLOCK)
3      END INTERFACE
4
5      !HPF$ ON ( P(4:7) )
6      CALL A_CAB( X( 1:100, 1 ) )
7      !HPF$ ON HOME( X(1:100,1) )
8      CALL A_CAB( X(1:100,100) )
9      !HPF$ ON HOME( Y(1:100,1) )
10     CALL A_CAB( Y(1:100,1) )
11     !HPF$ ON HOME( Y(99,1:100) )
12     CALL A_CAB( Y(99,1:100) )

```

can be explained as follows. Calling `A_CAB(1:100,1)` on `P(4:7)` will produce a remapping from 10 processors to 4, as in the example above. (The compiler would be expected to produce a warning in this case, as explained in Section 4.) Calling `A_CAB(X(1:100,100))` on `HOME(X(1:100,1))` produces no such remapping (or warning), because the active processor set does not change; therefore, the descriptive mapping correctly asserts that the data is already on the right processors. The last two examples, calling `A_CAB(Y(1:100,1))` and `A_CAB(Y(99,1:100))` on the homes of their arguments, are also accomplished without remapping. In both cases, the actual arguments are mapped `BLOCK`-wise onto a subset of the processors (a column of `Q` in the first case, a row of `Q` in the second). Some compilers may not be able to generate code for these more complex examples, however.

Two examples of transcriptive mapping are also useful:

```

25     ! Assume
26     ! PROCESSORS P(4)
27     ! is declared in a module
28     REAL X(100)
29     !HPF$ DISTRIBUTE X(CYCLIC(5)) ONTO P
30
31     INTERFACE
32     SUBROUTINE FOR_HELP( C )
33     REAL C(:)
34     !HPF$  INHERIT C
35     END INTERFACE
36
37     !HPF$ ON HOME( X(11:20) )
38     CALL FOR_HELP( X(11:20) )
39     !HPF$ ON ( P(1) )
40     CALL FOR_HELP( X(51:60) )      ! Nonconforming
41

```

The first example is valid—the actual argument is (trivially) distributed on the active processor set. The second example is invalid—for example, element `X(51)` is stored on `P(3)`, which is not in the active processor set for the call. The second example would be valid if the `ON` directive specified `P(3:4)` or `HOME(X(11:20))`, both of which map to the same processor set.

Calls to `EXTRINSIC` subprograms also deserve mention. The “standard” HPF 2.0 description of calling an `EXTRINSIC` (Section 6) says in part:

A call to an extrinsic procedure must be semantically equivalent to a call of an ordinary HPF procedure. Thus a call to an extrinsic procedure must behave *as if* the following actions occur...

1. Exactly the same set of processors are visible to the HPF environment before and after the subprogram call.

This constraint is changed to read

- Exactly the same set of *active* processors are available to the HPF environment before and after the subprogram call.
- Exactly the same *universal* processor set is visible to the HPF environment before and after the subprogram call.

The intent is the same as in the original language design. Processors where data is stored can neither appear nor disappear; nor may the set of processors executing the program change without notice to the program. Similarly, some extrinsic kinds specify “all processors must be synchronized” or “execution of a local procedure on each processor”; such language is understood to mean “all *active* processors must be synchronized” or “execution of a local procedure on each *active* processor.”

Rationale. This gives the combination of **EXTRINSIC** procedures and **ON** directives a fork-join model of parallelism, which seems to be both natural and semantically clean. (*End of rationale.*)

If a procedure uses alternate return, then the target of the return must have the same active processor set as the **CALL** statement. In effect, this means that labels passed as arguments must refer to statements in the same **ON** block as the **CALL** statement.

Rationale. This constraint is similar to the prohibition against jumping out of an **ON** block, and has the same justification. (*End of rationale.*)

Explicit use of **CALLs** in **ON** directives is often associated with task parallelism. Several examples can be found in Section 9.4. The following example illustrates how processors can be used for a one-dimensional domain decomposition algorithm:

```

!HPF$ PROCESSORS PROCS(NP)
!HPF$ DISTRIBUTE X(BLOCK) ONTO PROCS

! Compute ILO(IP) = lower bound on PROCS(IP)
! Compute IHI(IP) = upper bound on PROCS(IP)
DONE = .FALSE.
DO WHILE (.NOT. DONE)
  !HPF$ INDEPENDENT
  DO IP = 1, NP
    !HPF$ ON (PROCS(IP))
    CALL SOLVE_SUBDOMAIN( IP, X(ILO(IP):IHI(IP)) )
  END DO
!HPF$ ON HOME(X) BEGIN

```



```

1         CALL SOLVE_BOUNDARIES( X, ILO(1:NP), IHI(1:NP) )
2         DONE = CONVERGENCE_TEST( X, ILO(1:NP), IHI(1:NP) )
3         !HPF$ END ON
4     END DO

```

The algorithm divides the entire computational domain (array **X**) into **NP** subdomains, one for each processor. The **INDEPENDENT IP** loop performs a computation on each subdomain's interior. The **ON** directive tells the compiler which processors to use in executing these (conceptually) parallel operations. This can increase data locality substantially, particularly if the compiler could not otherwise analyze the data access patterns in **SOLVE_SUBDOMAIN**. The subroutine **SOLVE_SUBDOMAIN** can use a transcriptive or descriptive mapping for its array argument, placing it on a single processor. In the next phase, the processors collaborate to update the boundaries of the subdomains and test for convergence. Subroutines **SOLVE_BOUNDARIES** and **CONVERGENCE_TEST** may well have their own loops similar to the **IP** loop, with similar **RESIDENT** clauses. Note that only the lower and upper bounds of each subdomain is recorded; this allows different processors to process different-sized subdomains. However, each subdomain must “fit” into one processor's section of the **X** array.

Advice to implementors. The **IP** loop above is likely to be a common idiom among programmers doing block-structured codes. In general, it can be implemented by inverting the **HOME** clause as was done above. In the one-to-one case shown here (probably very popular with programmers), it can be implemented by assigning the processor id to the loop index variable and testing the range of the loop (once). (*End of advice to implementors.*)

Rationale. Some compilers will propagate the **ON** information from the caller to the callee at compile time, and some at run time. Repeating the **ON** clause in the caller and callee will tend to give the compiler better information, resulting in better generated code. (*End of rationale.*)

9.3 The **RESIDENT** Clause, Directive, and Construct

The purpose of the **RESIDENT** clause is to promise that data accessed by a computation are mapped to active processors. That is, **RESIDENT** asserts that certain references (or all references) in its scope are stored on the active processor set. The compiler can use this information to avoid generating communication or to simplify array address calculations. Note that whether a given data element is resident depends on two facts:

- Where the data is stored (i.e., **DISTRIBUTE** and **ALIGN** attributes for the object)
- Where the computation is executed (i.e., its active set, as specified by an **ON** directive)

For these reasons, the **RESIDENT** clause is added to the **ON** directive, which is usually the earliest point in the program where the needed facts might be available. The **RESIDENT** clause can also appear as a stand-alone directive; this is useful when the locality information is not true for an entire **ON** region. Note that changing the **ON** directive may invalidate some **RESIDENT** clauses, or may make more **RESIDENT** clauses true.

```

H910 resident-clause           is RESIDENT resident-stuff
H911 resident-stuff           is [ ( res-object-list ) ]

```

| | | | | |
|------|---------------------------------|-----------|--|-----------------------|
| H912 | <i>resident-directive</i> | is | RESIDENT <i>resident-stuff</i> | 1 |
| H913 | <i>resident-construct</i> | is | <i>directive-origin block-resident-directive</i> <i>block</i> <i>directive-origin end-resident-directive</i> | 2 3 4 5 6 |
| H914 | <i>block-resident-directive</i> | is | RESIDENT <i>resident-stuff</i> BEGIN | 7 |
| H915 | <i>end-resident-directive</i> | is | END RESIDENT | 8 |
| H916 | <i>res-object</i> | is | <i>object</i> | 9 10 |

A *resident-directive* is a kind of *executable-directive*. Similarly, a *resident-construct* is a kind of *executable-construct*.

Any top-level objects in the **RESIDENT** clause must be explicitly mapped. Similarly, the **RESIDENT** clause must appear at a point in the program with a declared active processor set (i.e., inside an **ON** block). Otherwise, the assertion (see below) is a statement about how the compiler works, not about the program.

Advice to implementors. **RESIDENT** removes the need for inactive processors to participate in communication into/out of an **ON** clause. (*End of advice to implementors.*)

The **RESIDENT** directive is an assertion to the compiler that certain object references made within the **ON** are stored on the active processors if the computation is performed by the specified active processor set. The scope of the assertion is the next Fortran statement if the *resident-directive* form is used and the enclosed *block* of code if the *resident-construct* form is used. If **RESIDENT** appears as a clause in an **ON** directive, then the **ON** and **RESIDENT** apply to the same statements.

RESIDENT(*var*) means the *lexical expression var*, when encountered in the execution of statements in the scope of the **RESIDENT** directive, accesses only data resident on the set of active processors. (That is, the set of processors named by the innermost available **ON** directive.) If *var* is accessed by the statement (e.g., it appears on the right-hand side of an assignment statement, or in the evaluation of a conditional expression), then at least one copy of the object and any subobject of the object must be mapped to the active processor set. If *var* is assigned to by the statement (e.g., it appears on the left hand side of an assignment statement, or in the variable list of a **READ** statement), or in any other context that may cause its value to change) then all copies of the variable and all subobjects of the variable must reside in the active processor set. The application of **RESIDENT** to **CALL** statements and function invocations introduces some complexity into this interpretation; these issues will be dealt with in Section 9.3.2.

Note that **RESIDENT** is always an assertion relative to the surrounding **ON** directive. Therefore, if the compiler does not implement the **ON** directive then it must be careful in interpreting **RESIDENT**. Similarly, if the compiler overrules the programmer-specified **ALIGN** and **DISTRIBUTE** directives, then it may not rely on the **RESIDENT** clause in general.

Finally, **NEW** variables are not considered by any nested **RESIDENT** directives, as detailed below.

Rationale. The different treatment of variable reads and writes is due to the implementation requirements. If a variable's value is read (but not written), then it can be taken from any consistent copy. Therefore, **RESIDENT** only asserts that one of those

copies is available. Conversely, all copies of a replicated variable must be consistent, so **RESIDENT** asserts that all copies are available if it is updated.

The **RESIDENT** assertion is always relative to the declared data mappings and **ON** clauses because both pieces of information are necessary to determine the locality of data references. Data mapping determines where the data is stored, while **ON** clauses determine where they are used; in essence they determine the endpoints of a data path. **RESIDENT** itself says that the path length is very short; obviously, one cannot measure a path without knowing both endpoints. (*End of rationale.*)

Consider the following:

```
!HPF$ ON HOME(Z(I)), RESIDENT(X,Y,RECORD(I))
      X(I) = Y(I+1) + RECORD(I)%FIELD1 + RECORD(I+1)%FIELD2
```

The following facts are asserted by the directive:

- **Z(I)** would be local if it appeared, due to its use in the **HOME** directive.
- All copies of **X(I)** are stored on processors that also store a copy of **Z(I)**, due to the **RESIDENT** clause. This may be true because **X** and **Z** have the same mapping, or because **Z** is replicated over a set of processors that contains the set of processors that store **X(I)**.
- At least one copy of **Y(I+1)** is on the same processor as **Z(I)**, due to the **RESIDENT** clause. This may be true because **Y** is replicated on all processors, because **Z(I)** and **Y(I+1)** are the only elements of their arrays that are mapped to the same processor, or because the directive

```
!HPF$ ALIGN Y(J) WITH Z(J-1)
```

appears elsewhere in the program. (Other situations also make the **RESIDENT** assertion true.)

- At least one copy of all subobjects of **RECORD(I)** is mapped on the same processor as **Z(I)**. In particular, the reference **RECORD(I)%FIELD1** (i.e., a subobject consisting of one component) can be accessed locally. The situations in which this is true are similar to those for **X(I)**. No information is available in this example regarding **RECORD(I+1)%FIELD2**.

If there is no *res-object-list*, then *all* references to *all* variables referenced during execution of the **RESIDENT** directive's body except those declared **NEW** in a surrounding **ON** directive are local in the sense described above. That is, for every usage of any variable's value, at least one copy of the variable will be mapped to the **ON** processor set. Likewise, for every operation that assigns to a variable, all copies of that variable are mapped to the **ON** processor set. References and assignments to **NEW** variables are always considered resident. If there are no function or subroutine invocations, this is syntactic sugar for listing all variable references within the directive's scope. (See Section 9.3.2 for a discussion of **RESIDENT** clauses applied to subprogram calls.) It might well have been named the **ALL_RESIDENT** clause; the present form, however, does not add yet another keyword to the directive sublanguage.

Note that if the active set includes more than one processor, then **RESIDENT** only asserts that the variables are stored on one of the processors. For example, if a statement is executed on a section of the processors arrangement, then communication within that section may be needed for some variables in the **RESIDENT** clause. Communication with processors outside of the section will not be needed for those variables, however.

Rationale. The alternative to this interpretation would be that any variable named in the **RESIDENT** clause would be local to all processors, i.e., replicated. While that certainly allows more extensive optimizations, it is a less common case. In addition, it does not seem to capture the intent of **ON** directives applied to **CALL** statements or compound statements. For example,

```
!HPF$ PROCESSORS PROCS(MP,MP)
!HPF$ DISTRIBUTE X(BLOCK,BLOCK) ONTO PROCS
!HPF$ ON HOME(PROCS(1,1:MP)), RESIDENT(X(K,1:N) )
      CALL FOO( X(K,1:N) )
```

would presumably call **FOO** on a row of the processors arrangement, passing elements of **X** in place. This is what the current definition does; if **RESIDENT** meant “resident on every processor”, the call would force **X** to be replicated. (*End of rationale.*)

It is not correct to assert that an unmapped object, including of necessity any sequential object, is mapped exclusively to the active processors, unless the programmer knows that all of the processors are active. Thus, when a proper subset of processors is active, no such object can occur in a *res-object-list* or in the scope of a **RESIDENT** directive with no *res-object-list*.

The **RESIDENT** directive is similar to the **INDEPENDENT** directive, in that if it is correct it does not change the meaning of the program. If the **RESIDENT** clause is incorrect, the program is not standard-conforming (and is thus undefined). Like the **INDEPENDENT** directive, the compiler may use the information in the **RESIDENT** clause, or ignore it if it is insufficient for the compiler’s purposes. If the compiler can detect that the **RESIDENT** clause is incorrect (i.e., that a **RESIDENT** variable is definitely nonlocal), it is justified in producing a warning. Unlike the **INDEPENDENT** directive, however, the truth of the **RESIDENT** clause depends on the mapping of computations (specified with the **ON** clause) and the mapping of data (specified with **DISTRIBUTE** and **ALIGN** clauses); if the compiler overrides either of these, then it may not be able to use information in the **RESIDENT** directive.

Rationale. Knowing that a reference is local is valuable information for the optimizer. It is in keeping with the spirit of HPF to phrase this as an assertion of fact, which the compiler can use as it pleases. Expressing it as advice to the compiler seems to have disadvantages. Some possible ways this advice could be phrased, and the counter-arguments, are

- “Don’t generate communication for this reference” has great potential for changing the meaning of the program. Some programmers want this capability, but it violates the “correct directives should not change the meaning of a program” principle of HPF. Also, once communication is “turned off” for a reference, it’s not clear how to turn it back on.

- 1 • “Generate communication for this reference” is not a useful directive, since the
- 2 compiler has to do this anyway.
- 3 • “Generate communication for this reference, and place it here” is useful, since
- 4 it can override the default placement by the compiler. It still has potential
- 5 for changing program meaning. It also has the potential to create programs as
- 6 complex as message-passing, as programmers try to move communication out of
- 7 loops.

8
9 (*End of rationale.*)

10 11 9.3.1 Examples of RESIDENT Clauses

12 As in Section 9.2.3, our aim here is to suggest idioms that may be generally useful to
13 programmers. We begin by expanding on two earlier examples.

14 RESIDENT is most useful in cases where the compiler cannot detect access patterns.
15 Often this arises due to the use of indirection, as in the following examples:
16

```

17     REAL X(N), Y(N)
18     INTEGER IX1(M), IX2(M)
19     !HPF$ PROCESSORS P(NP)
20     !HPF$ DISTRIBUTE (BLOCK) ONTO P :: X, Y
21     !HPF$ DISTRIBUTE (BLOCK) ONTO P :: IX, IY
22
23     !HPF$ INDEPENDENT
24     DO I = 1, N
25         !HPF$ ON HOME( X(I) ), RESIDENT( Y(IX(I)) )
26         X(I) = Y(IX(I)) - Y(IY(I))
27     END DO
28
29     !HPF$ INDEPENDENT
30     DO J = 1, N
31         !HPF$ ON HOME( IX(J) ), RESIDENT( Y )
32         X(J) = Y(IX(J)) - Y(IY(J))
33     END DO
34
35     !HPF$ INDEPENDENT
36     DO K = 1, N
37         !HPF$ ON HOME( X(IX(K)) ), RESIDENT( X(K) )
38         X(K) = Y(IX(K)) - Y(IY(K))
39     END DO
40
```

41 As we saw in Section 9.2.3, X(I) is always local in the I loop and IX(I) and IY(I)
42 rarely are. The RESIDENT directive above ensures that Y(IX(I)) is local as well. This would
43 most likely be due to some property of the algorithm that generated IX (for example, if
44 IX(I)=I for all I). Note that it is possible for an expression (e.g., Y(IX(I))) to be local
45 even though one of its subexpressions (IX(I)) is not.

46 The directive gives no information about Y(IY(I)); it might have only one nonlocal
47 value, or all its values might be nonlocal. (We assume that if there were no nonlocal values,
48 then the RESIDENT clause would include Y(IY(I)) as well.) If there are many local elements

referenced by this expression, and they can easily be separated from the local elements, then it may be worthwhile to restructure the loop to make this clear to the compiler. For example, suppose that we knew that only the “first” and “last” X elements on each processor were nonlocal. The loop could then be split thus:

```

!HPF$ INDEPENDENT, NEW(LOCALI)
DO I = 1, N
  !HPF$ ON HOME( X(I) ), RESIDENT( Y(IX(I)), Y(IY(I)) ) BEGIN
    LOCALI = MOD(I,N/NP)
    IF (LOCALI\=1 .AND. LOCALI\=0) THEN
      X(I) = Y(IX(I)) - Y(IY(I))
    END IF
  !HPF$ END ON
END DO
!HPF$ INDEPENDENT, NEW(LOCALI)
DO I = 1, NP
  !HPF$ ON (P(I)), RESIDENT( X(LOCALI), Y(IX(LOCALI)) ) BEGIN
    LOCALI = (I-1)*N/NP
    X(LOCALI) = Y(IX(LOCALI)) - Y(IY(LOCALI))
    LOCALI = I*N/NP
    X(LOCALI) = Y(IX(LOCALI)) - Y(IY(LOCALI))
  !HPF$ END ON
END DO

```

The first loop (inefficiently) processes the local elements of Y(IY(I)), while the second (more efficiently) handles the rest. On most machines, it would pay to rewrite both loops to avoid the division operations, for example by creating a logical mask *a priori*.

In the J loop, the RESIDENT clause asserts that all accessed elements of Y are local. In this case, that is equivalent to the assertion

```
!HPF$ RESIDENT( Y(IX(J)), Y(IY(J)) )
```

Although the original RESIDENT clause only referred to the lexical expression Y, the compiler can infer that the subexpressions are also local. This is because it is impossible for a subobject to be on a different processor than the “parent” object is. This observation can often shorten RESIDENT clauses substantially.

In the K loop, the following references are local:

- Y(IX(K)), because Y has the same distribution as X and X(IX(K)) is local (due to the ON clause).
- X(K), because of the RESIDENT clause.

Note that a reference may be local even if it does not appear explicitly in a RESIDENT clause. One mark of a good compiler will be that it aggressively identifies these elements.

Because it is an assertion of fact, the compiler can draw many inferences from a single RESIDENT clause. For example, consider the following case:

```

!HPF$ ALIGN Y(I) WITH X(I)
!HPF$ ALIGN Z(J) WITH X(J+1)

```

```

1
2  !HPF$ ON HOME( X(K) ), RESIDENT( X(INDX(K)) )
3      X(K) = X(INDX(K)) + Y(INDX(K)) + Z(INDX(K))
4

```

The compiler is justified in making the following assumptions in compiling the assignment statement (assuming it honors both the `ALIGN` directives and the `ON` directive):

- `X(K)` requires no communication (because of the `HOME` clause)
- `X(INDX(K))` requires no communication (because of the `RESIDENT` clause)
- `Y(INDX(K))` requires no communication (because `Y` has the same mapping as `X`, and `INDX(K)` clearly cannot change values between its use in the two references `X(INDX(K))` and `Y(INDX(K))`)

The compiler cannot make any assumption about `INDX(K)` or `Z(INDX(K))` from the above code. There is no indication how `INDX` is mapped relative to `X`, so the `ON` directive gives no guidance. Note that the fact that an expression (here, `X(INDX(K))`) is local does not imply that its subexpressions (here, `INDX(K)`) are also local. Similarly, `Z`'s mapping does not determine if `Z(INDX(K))` would be local; it indicates that `Z(INDX(K)-1)` is local, but that isn't a great help. If the compiler has additional information (for example, `X` is distributed by `BLOCK` and `INDX(K)` is not near a block boundary), it might be able to make additional deductions.

Advice to implementors. One mark of a good compiler will be that it aggressively propagates `RESIDENT` assertions. This is likely to significantly reduce communication costs. Note the cases under “Advice to users” below. (*End of advice to implementors.*)

Advice to users. One can expect compilers to differ in how aggressive they are in drawing these deductions. Higher-quality compilers will be able to identify more references as local, and use this information to eliminate data movement. All compilers should recognize that if an element of one array is local, then the same element of any other arrays with the same static mapping (i.e., arrays aligned together, or with the same `DISTRIBUTE` pattern and array size) will also be local. That is, any compiler should recognize `Y(INDX(K))` in the above example as local. Dynamically changing array mappings (i.e., `REALIGN` and `REDISTRIBUTE`) will tend to limit such information and information propagation. Also, assignments that might change subexpressions (for example, an assignment to `K` or any element of `INDX` in the above example) will force the compiler to be conservative in its deductions. (*End of advice to users.*)

9.3.2 RESIDENT Directives Applied to Procedure Reference

If a `RESIDENT` directive applies to procedure reference, then the assertion is more subtle.

- If a *res-object-list* appears in the `RESIDENT` directive, then no assertion is made about behavior within the called procedure. For example, consider the statements:

```

46
47  !HPF$ RESIDENT( A(I), B )
48      A(I) = F( A(I), B(LO:HI) )

```

The directive declares all variable references in the statement (including the actual arguments) to be local to the current **ON** processor set. However, the execution of **F** itself could access elements of arrays named **A** and **B** stored on arbitrary processors.

Rationale. Propagating assertions about the behavior of lexical entities is difficult to define consistently and usefully. For example, consider the following function called from the code fragment above:

```

REAL FUNCTION F( X, Y )
USE MODULE_DEFINING_A
REAL X, Y(:), B(I)
!HPF$ INHERIT Y
!HPF$ ALIGN B(:) WITH Y(:)
INTEGER I

Z = 0.0
DO I = 1, SIZE(Y)
    Z = Z + A(I)*X + B(I)*Y(I)
END DO
F = Z
END FUNCTION

```

Assume **A** is defined as a distributed, global array in module **MODULE_DEFINING_A**. What should the **RESIDENT** clause mean regarding operations in **F**? The expression **A(I)** in the **RESIDENT** directive might reasonably mean references only to the array **A** that is visible in the caller, or it might mean references to any array named **A**. Note that the **A** in the caller may be local, the same global array as the **A** in **F** (if the caller used **MODULE_DEFINING_A**), or a different global array (if the caller used a different module). Perhaps a limiting case is array **B**. The array **B** in function **F** is local, and thus different from the caller; however, because of the restrictions on **ON** clauses it is certain that the local **B** will be mapped to the **ON** processor set. Thus, the **RESIDENT** assertion is trivially true. To further confuse matters, **RESIDENT** variables might seem to apply to dummy arguments that become associated with those variables. Unfortunately, this implies that the lexical expression **B** in the caller refers to the lexical expression **Y** in **F**, which stretches the definition of “lexical” beyond the breaking point. For all these reasons, it was decided to limit the meaning of named variables in **RESIDENT** clauses to the lexical scope of the directive. (*End of rationale.*)

- If the **RESIDENT** directive does not contain a *res-object-list*, then the directive asserts that all references in the caller *and the called procedures* are local as defined above. For example, consider the statements:

```

!HPF$ RESIDENT
A(I) = F( A(I), B(LO:HI) )

```

The directive declares all variable references in the statement (including the actual arguments) to be local to the current **ON** processor set, and that **F** itself does not reference or update any nonlocal variables.

1 *Rationale.* The **RESIDENT** assertion is always true for data local to the called
 2 procedure. This is true because the called procedure must use a declarative
 3 **ON** clause, which in turn limits the set of processors that can store any local
 4 explicitly mapped variables. The above definition extends this assertion to all
 5 global explicitly mapped data, producing a very powerful directive. This is sim-
 6 ilar to the meaning of **INDEPENDENT**, in that it also makes an assertion about
 7 variable accesses in any called procedure in the loop. An alternative semantics
 8 for **RESIDENT** would have been to avoid propagating the assertion interprocedu-
 9 rally (i.e., treat both the variable-list version and the no-list version the same).
 10 However, this would not provide enough information to optimize code on certain
 11 machines. In particular, it would have made task parallelism quite difficult on
 12 message-passing machines. (*End of rationale.*)

13
 14 *Advice to implementors.* **RESIDENT** without a variable list guarantees that no one-
 15 sided communication outside of the **ON** processor set will be generated by the callee.
 16 Such a procedure can be called only on the “active” processors, unless the runtime
 17 system has additional constraints (for example, if the runtime system requires all
 18 processors to participate in collective communications).

19 The other forms of **RESIDENT** provide information that could be propagated inter-
 20 procedurally. For example, if the actual argument to a subprogram is asserted to be
 21 **RESIDENT** and is passed transcriptively, then anything that is aligned to it in the callee
 22 will also be **RESIDENT**. If the information is not propagated, the only result will be
 23 less optimization. (*End of advice to implementors.*)

24
 25 *Advice to users.* Although the **RESIDENT** assertion applies interprocedurally, it is by
 26 no means certain that all compilers will make use of this information. In particular,
 27 separate compilation limits the propagation that can take place. It is therefore good
 28 practice to include a **RESIDENT** clause both in the caller’s **ON** directive and in the
 29 callee. (This assumes that the assertion is true, of course!) This ensures that the
 30 compiler has the **RESIDENT** information available when it is compiling both ends of
 31 the procedure call. This is especially useful for **RESIDENT** clauses without a variable
 32 list; knowing that all data accessed is local allows many optimizations that are not
 33 otherwise possible. (*End of advice to users.*)

34
 35 Locality information is particularly critical interprocedurally. Here, the **RESIDENT** di-
 36 rective without a *res-object-list* can be used to good advantage. Consider the following
 37 extension of the block-structured example from Section 9.2.4:

```

38
39           !HPF$ PROCESSORS PROCS(NP)
40           !HPF$ DISTRIBUTE X(BLOCK) ONTO PROCS
41
42           ! Compute ILO(IP) = lower bound on PROCS(IP)
43           ! Compute IHI(IP) = upper bound on PROCS(IP)
44           DONE = .FALSE.
45           DO WHILE (.NOT. DONE)
46               !HPF$ INDEPENDENT
47               DO IP = 1, NP
48                   !HPF$ ON (PROCS(IP)), RESIDENT

```

```

        CALL SOLVE_SUBDOMAIN( IP, X(ILO(IP):IHI(IP)) )
    END DO
    !HPF$ ON HOME(X) BEGIN
        CALL SOLVE_BOUNDARIES( X, ILO(1:NP), IHI(1:NP) )
        !HPF$ RESIDENT
        DONE = CONVERGENCE_TEST( X, ILO(1:NP), IHI(1:NP) )
    !HPF$ END ON
END DO

```

Recall that the `INDEPENDENT IP` loop performs a computation on each subdomain's interior, where a subdomain is mapped to a particular processor. The first `RESIDENT` clause additionally informs the compiler that no subdomain uses data from another processor. Without this information, the compiler would have to assume a worst-case scenario in which each subdomain performed its updates based on non-local read-only data. Any nonlocal data could not be written by another processor without violating the `tt INDEPENDENT` directive; however, if the data were not updated (for example, a large lookup table) it could be stored remotely. Particularly on nonshared-memory machines, access to this remote data would be difficult. The `RESIDENT` clause ensures that this possibility need not be considered. All data required by `SOLVE_SUBDOMAIN` is stored locally. The second `RESIDENT` clause asserts that all data for `CONVERGENCE_TEST` is stored on the same processors that store `X`. The same cannot be said for `SOLVE_BOUNDARIES`, which does not fall in the scope of the `RESIDENT` directive. For example, there might be a processors arrangement other than `PROCS` with necessary data. Accessing this data might well cause a bottleneck in the computation as described above.

Again, note the usefulness of `RESIDENT` clauses in giving the compiler information. Few compilers would be able to unravel nontrivial assignments to `ILO` and `IHI`, and no current compiler would even attempt to understand the comments in the above code fragment. End of advice to programmers.

9.4 The `TASK_REGION` Construct

Task parallelism is expressed in HPF by mapping data objects onto subsets of processors and adding assertions that allow concurrent execution of different code blocks on different processor subsets. A data object is mapped to a processor subset by distribution onto a subsection of a processors arrangement. Execution on a subset of processors is specified by using an `ON` directive. This section introduces a `TASK_REGION` directive that allows the user to specify that disjoint processor subsets can execute blocks of code concurrently.

A `TASK_REGION` directive is used to assert that a block of code satisfies the following set of constraints. All lexically outermost `ON` blocks inside a task region must have a `RESIDENT` attribute implying that all data accessed inside them is mapped to the corresponding active processor subset. Further, the code inside two such `ON` blocks must not have interfering I/O. Under these constraints, two such `ON` blocks can safely execute concurrently if they execute on disjoint processor subsets.

9.4.1 Syntax of the `TASK_REGION` Construct

A task region is a single entry region delimited by two structured comments:

```

1  H917 task-region-construct      is
2                                     directive-origin block-task-region-directive
3                                     block
4                                     directive-origin end-task-region-directive
5  H918 block-task-region-directive is TASK_REGION
6
7  H919 end-task-region-directive  is END TASK_REGION

```

8 A *task-region-construct* is a kind of *executable-construct*.

9 There must not be a transfer of control from outside the *task-region-construct* to inside
10 the *task-region-construct*. Transfer of control out of the *task-region-construct* is allowed
11 provided that the transfer does not originate inside an **ON** block. (The reason for this will
12 be apparent later.)

14 9.4.2 Semantics of the TASK_REGION Construct

15 We will refer to a block of code enclosed by a **TASK_REGION** . . . **END TASK_REGION** pair as
16 a *task region*. The **TASK_REGION** directives are a way for the programmer to assert that a
17 section of code satisfies a set of conditions. The compiler is expected to use these assertions
18 to generate task-parallel code.

19 A task region can contain blocks of code that are directed to execute **ON** processor
20 subsets. All other code executes on a subset that contains all active processors. Every **ON**
21 block at the outermost nesting level (i.e., not inside another **ON** block or another task region)
22 inside a task region is defined as a *lexical task*. Every execution instance of a lexical task is
23 defined as an *execution task* and will also be referred to as just *task* when the distinction
24 is clear from the context. An execution task is associated with a set of *active processors*
25 discussed earlier in this chapter.

26 The following restrictions must hold inside a task region:

- 27 • Every **ON** block corresponding to a lexical task must have the **RESIDENT** attribute.
28 This means that, for reading a variable inside an execution task, the corresponding
29 active processors must own at least one copy of the variable, and for writing, they
30 must own all copies of that variable.
- 31 • An I/O operation inside an execution task may interfere with an I/O operation inside
32 another execution task if and only if the two tasks execute on identical subsets of
33 processors. Note that two execution tasks can be instances of the same or different
34 lexical tasks. In general, two I/O operations interfere if they access the same file or
35 unit. The conditions for interference of I/O operations are detailed in Section 5.1 in
36 the context of the **INDEPENDENT** directive.

40 9.4.3 Execution Model and Usage

41 A task region does not introduce a fundamentally new execution model. However, the
42 assertions implicit in a task region imply that only the specified active processors of an
43 execution task need to participate in its execution, and that other processors can skip
44 its execution. A processor executing a task region participates in the execution of all tasks
45 executing on a processor subset that it belongs to, and does not participate in the execution
46 of tasks executing on processor subsets that it does not belong to. Code outside lexical tasks
47 is executed as normal data parallel code by all active processors of the task region. The
48

access restrictions for a task region guarantee that the results obtained by this execution paradigm will be consistent with pure data parallel execution of a task region.

A task region presents a simple yet powerful model to write integrated task and data parallel programs. We illustrate three basic computation structures in which task parallelism can be effectively exploited with this model.

1. *Parallel sections:* A task region can be used to divide the available processors into disjoint sets for performing independent computations, simulating what is often referred to as *parallel sections*. This form of task parallelism is relatively straightforward and useful in many application scenarios, an example being multiblock applications. The task region simply contains a sequence of **RESIDENT ON** blocks on disjoint processor subsets. Note that the division of processors among subsets can be dynamic, that is, it can be in terms of other variables computed during execution.
2. *Nested parallelism:* Task regions can be nested, and in particular, a subroutine call made from an execution task can further subdivide the active processors using another task region directive. This allows the exploitation of nested parallelism. An example is the implementation of dynamic tree structured divide and conquer computations. As a specific example, *quicksort* can be implemented by recursively partitioning the input array of keys around a pivot, and assigning proportionate number of processors to the two new arrays obtained as a result of partitioning.
3. *Data parallel pipelines:* Task regions can be used to implement pipelined data parallel computations. We will illustrate this with a 2 dimensional fast Fourier transform (2D FFT) computation. The first stage of a 2D FFT reads a two dimensional matrix and performs a 1 dimensional FFT on each row of the matrix. The second stage performs a 1 dimensional FFT on each column of the matrix and generates the final output. In a pipelined data parallel implementation of this form of 2D FFT, the two stages are mapped on to disjoint subsets of processors. Task and data parallel code for a 2D FFT, along with a brief description, is included in Section 9.4.5.

9.4.4 Implementation

A task region is simply an assertion about a code block and the exploitation of task parallelism is, at least partially, dependent on the compilation scheme. While the specifics of how task parallelism is exploited will be strongly dependent on the parallel system architecture, the compiler, and the underlying communication model, we will point out some important considerations and illustrate task parallel code generation with an example. We primarily address distributed memory machines using a message passing communication and synchronization model, but will point out some of the important issues relating to shared memory implementations.

9.4.4.1 Localized computation and communication

It is of central importance that computation and communication inside an executing task should not involve any processors other than those directed to execute the task in the relevant **ON** clause.

On entry to a lexical task, the compiler has to insert checks so that the inactive processors jump to the code following the task. Since an execution task cannot access data

1 outside of the active processor set, no communication needs to be generated between the
2 relevant active processors and other processors. In a message passing model, a communica-
3 tion generation algorithm that only generates necessary messages will naturally achieve the
4 desired results. However, some communication schemes can involve generation of empty
5 messages between processors that do not communicate and it is important to ensure that
6 empty messages are not generated between active processors of an executing task and other
7 processors.

8 A communication model that uses barriers for synchronization (in shared or distributed
9 memory machines) must ensure that all barriers inside an executing task are subset barriers
10 that only span the active processors. An implementation may also need to include a subset
11 barrier, on entry to and on exit from, an executing task for consistency of data accesses
12 inside and outside an executing task. In general, the compilation framework has to ensure
13 the consistency of data accesses inside and outside an executing task and this can
14 be done in the context of virtually any synchronization scheme in a shared or distributed
15 memory environment.

17 **9.4.4.2 Replicated computations**

18 All computations exclusively involving replicated variables should be replicated on all ex-
19 ecuting processors. A simple alternative is that one processor performs the computation
20 and broadcasts the results to all processors. While such replication is generally profitable
21 in HPF anyway, it has additional importance in a task region since the communication
22 generated by a broadcast can cause additional synchronization that may interfere with task
23 parallelism.
24

26 **9.4.4.3 Implications for I/O**

27 In some parallel system implementations, I/O is performed through a single processor of the
28 system. Task parallelism in the presence of I/O assumes that all processors can perform
29 I/O independently and this paradigm has to be supported, although it is not necessary
30 that each processor be able to physically perform all I/O operations independently. One
31 simple solution is to have a single designated I/O processor that performs all I/O but
32 is not considered an executing processor and hence does not have any execution related
33 dependences.
34

36 **9.4.4.4 SPMD or MIMD code generation**

37 Another issue for the compiler is whether or not the same code image should execute on
38 all processors. Since different processor groups may need different variables, a naive SPMD
39 implementation is likely to be wasteful of memory since it must allocate all variables on all
40 processors. This can be addressed by dynamic memory allocation, but at the cost of added
41 complexity. Using different code images for different processor subsets is another solution
42 that also leads to significant added complexity.
43

45 **9.4.5 Example: 2-D FFT**

46 This section shows the use of task parallelism to build a pipelined data-parallel 2-
47 dimensional FFT and illustrates the compilation of task parallelism by showing SPMD
48 code generated from the HPF program.

The basic sequential 2DFFT code is as follows:

```

REAL, DIMENSION(n,n) :: a1, a2
DO WHILE(.true.)
  READ (unit = 1, end = 100) a1
  CALL rowffts(a1)
  a2 = a1
  CALL colffts(a2)
  WRITE (unit = 2) a2
  CYCLE
100  CONTINUE
  EXIT
END DO

```

To write a pipelined task and data parallel 2D FFT in HPF, the code is slightly modified and several HPF directives are added. First, variables `a1` and `a2` are distributed onto disjoint subsets of processors, and then a task region is used to create two lexical tasks to perform `rowffts` and `colffts` on different subsets of processors. The assignment `a2 = a1` in the task region specifies the transfer of data between the tasks. A new variable `done1` is introduced to store the termination condition. The modified code is as follows:

```

REAL, DIMENSION(n,n) :: a1,a2
LOGICAL done1
!HPF$ PROCESSORS procs(8)

!HPF$ DISTRIBUTE a1(block,*) ONTO procs(1:4)
!HPF$ DISTRIBUTE a2(*,block) ONTO procs(5:8)

!HPF$ TEMPLATE, DIMENSION(4), DISTRIBUTE(BLOCK) ONTO procs(1:4) :: td1
!HPF$ ALIGN WITH td1(*) :: done1

!HPF$ TASK_REGION
done1 = .false.
DO WHILE (.true.)
!HPF$ ON (procs(1:4)) BEGIN, RESIDENT
  READ (unit = iu,end=100) a1
  CALL rowffts(a1)
  GOTO 101
100  done1 = .true.
101  CONTINUE
!HPF$ END ON

  IF (done1) EXIT
  a2 = a1

!HPF$ ON (procs(5:8)) BEGIN, RESIDENT
  CALL colffts(a2)
  WRITE(unit = ou) a2

```

```

1      !HPF$      END ON
2              END DO
3      !HPF$      END TASK_REGION
4

```

Finally, we show simplified SPMD code generated for each processor. We assume a message passing model where sends are asynchronous and nonblocking and receives block until the data is available. We use a simple memory model where variable declarations are identical across all processors even though some variables will be referenced only on subsets of the processors. A shadow variable `done1_copy` is created by the compiler to transfer information from processor subset 1 to processor subset 2 about termination of processing. The code is as follows:

```

12
13      REAL DIMENSION(n/4,n) :: a1
14      REAL DIMENSION(n,n/4) :: a2
15      LOGICAL done1
16
17      C      Following are compiler generated variables
18      LOGICAL done1_copy
19      LOGICAL inset1, inset2
20
21      C      Following magic compiler function call is to set the variables
22      C      inset1 and inset2 to .true. for subset 1 and subset 2 processors
23      C      respectively, and .false. otherwise.
24      C
25      CALL initialize_tasksets(inset1,inset2)
26
27      C      Code for processor subset 1
28      IF (inset1)
29          done1 = .false.
30          DO WHILE (.true.)
31
32      C      Read is left unchanged as the code depends on the I/O model
33          READ (unit = 1,end=100) a1
34
35          CALL rowffts(a1)
36          GOTO 101
37      100      done1 = .true.
38      101      CONTINUE
39          _send(done1,procs(5:8))
40          IF (done1) EXIT
41          _send(a1,proces(5:8))
42      END DO
43      END IF
44
45      C      Code for processor subset 2
46      IF (inset2)
47          DO WHILE(.true.)
48          _receive(done1_copy,procs(1:4))

```

```

        IF (local_done1) EXIT                                1
        _receive(a2,procs(1:4))                            2
        CALL colffts(a2)                                    3
                                                    4
C      Write is left unchanged as the code depends on the I/O model.  5
        WRITE (unit = 2) a2                                6
        END DO                                             7
    END IF                                                8

```

`_send` and `_receive` are communication calls to transfer variables between subsets of processors. Program execution until the end of input is as follows. Subset 1 processors repeatedly read input, compute `rowffts`, and send the computed output as well as `done1` flag, which normally has the value `.false.`, to subset 2 processors. The subset 2 processors receive the flag and the data set, compute `colffts` and write the results to the output. When the end of input is reached, subset 1 processor set the value flag `done1` to `.true.`, send it and terminate execution. Subset 2 processors receive the flag, recognize that the end of input has been reached, and terminate execution.

1
2
3
4
5
6
7
8
9
10
11
12
13
14
15
16
17
18
19
20
21
22
23
24
25
26
27
28
29
30
31
32
33
34
35
36
37
38
39
40
41
42
43
44
45
46
47
48

1
2
3
4
5
6 **Section 10**
7
8

9
10 **Approved Extension for**
11 **Asynchronous I/O**
12
13
14
15

16 This section defines a mechanism for performing Asynchronous I/O from an HPF or For-
17 tran program. These are presented as changes to the Fortran 95 proposed draft standard,
18 X3J3/96-007r1. This extension is a subset of the proposed X3J3 Asynchronous I/O exten-
19 sion, paper X3J3/96-158r2. Briefly, this extension allows direct unformatted data transfers
20 to be performed asynchronously with program execution. The `WAIT` statement can be used
21 to wait for the data transfers to complete. The `INQUIRE` statement can be used to determine
22 if the data transfers are complete.

23 To section 9.3.4, rule R905 *connect-spec*, add

24
25 **or ASYNCHRONOUS**
26

27 Add a new section after 9.3.4.10, entitled “**ASYNCHRONOUS specifier in the**
28 **OPEN statement**”, containing the following paragraphs:

29 If the `ASYNCHRONOUS` specifier is specified for a unit in an `OPEN` statement, then
30 `READ` and `WRITE` statements for that unit may include the `ASYNCHRONOUS` specifier
31 in the control information list.
32

33 The presence of an `ASYNCHRONOUS` specifier in a `READ` or `WRITE` statement permits
34 (but does not require) a processor to perform the data transfer asynchronously.
35 The `WAIT` statement is used to wait for or inquire as to the status of asynchronous
36 input/output operations.
37

38 To section 9.4.1, rule R912 *io-control-spec*, add

39 **or ID = scalar-default-int-variable**
40 **or ASYNCHRONOUS**
41

42 and also add the constraints

43 **Constraint:** If either an `ASYNCHRONOUS` or an `ID=` specifier is present, then both
44 shall be present.
45

46 **Constraint:** If an `ASYNCHRONOUS` specifier is present, the `REC=` specifier shall
47 appear, a *format* shall not appear, and a *namelist-group-name* shall
48 not appear.

Constraint: If an **ASYNCHRONOUS** specifier is present, then no function reference may appear in an expression anywhere in the data transfer statement.

At the end of section 9.4.1, add the following paragraphs:

The addition of the **ID=** specifier results in the initiation of an asynchronous data transfer. Execution of the data transfer statement shall be eventually followed by execution of a **WAIT** statement specifying the same **ID** value that was returned to the **ID** variable in a data transfer statement. This **WAIT** statement is called the *matching* **WAIT** statement. Note that asynchronous data transfer shall be direct and unformatted.

The matching **WAIT** statement shall be executed in the same instance of the same subprogram in which the asynchronous data transfer statement was executed.

Advice to implementors. The above restriction is to prevent the compiler from performing code motion optimizations across **WAIT** statements. Any operations involving variables listed in asynchronous input/output lists must be performed after the matching **WAIT** statement is executed. (*End of advice to implementors.*)

No **ASYNCHRONOUS** specifier nor any **ID=** specifier shall be specified if the **io-unit** was not opened with the **ASYNCHRONOUS** specifier.

In section 9.4.1, in the fourth and fifth paragraphs after the constraints, change both instances of “**IOSTAT=** or a **SIZE=**” to “**IOSTAT=**, **SIZE=**, or an **ID=**”.

Insert the following text at the end of section 9.4.3 before the final paragraph:

For an asynchronous data transfer, errors may occur either during execution of the data transfer statement or during subsequent data transfer. If these errors occur during the data transfer statement and do not result in termination of the program, then they will be detectable using **ERR=** and **IOSTAT=** specifiers in the data transfer statement. If these error conditions occur during subsequent data transfer and do not result in termination of the program, then they will be detectable using **ERR=** and **IOSTAT=** specifiers in the matching **WAIT** statement.

In the paragraph at the end of section 9.4.3, change the first occurrence of “execution” to read “execution or subsequent data transfer.”

To section 9.4.4, add the following paragraphs:

For asynchronous data transfers steps 1–8 correspond to both the asynchronous data transfer statement and the matching **WAIT** statement. Steps 4–7 may occur asynchronously with program execution. If an implementation does not support asynchronous data transfers then steps 1–8 may be performed by the asynchronous data transfer statement. The matching **WAIT** statement shall still be executed, the only effect being to return status information.

Any variable that appears as an *input-item* or *output-item* in an asynchronous data transfer statement, or that is associated with such a variable, shall not be referenced, become defined, or become undefined until the execution of the

1 matching `WAIT` statement. However, it is allowed for a pointer to become asso-
 2 ciated with such a variable.

3 Multiple outstanding asynchronous data transfer operations (`READ` or `WRITE`) are
 4 allowed; however, no two `WRITE` operations may use the same unit and record
 5 number without an intervening `WAIT`.
 6

7 *Advice to users.* HPF permits left-to-right definition of the I/O list on a `READ`,
 8 whether or not it is asynchronous. This means that a statement such as

```
9  
10 READ(10, ID=IDNUM, REC=10) I, A(I)
```

11
12 is conforming and has the same input behavior as a synchronous `READ`. (*End of advice*
 13 *to users.*)
 14

15 In section 9, change “and `INQUIRE` statements” to “, `INQUIRE`, and `WAIT` statements”.
 16 In section 9.6.1.14, add the following sentence as the last sentence of the paragraph:
 17

18 If there are outstanding data transfer operations for the specified unit, the value
 19 assigned to the `NEXTREC=` specifier is computed as if all the outstanding data
 20 transfers had already completed, in the order in which they were issued.
 21

22 To section 9.6.1, rule R924 *inquire-spec*, add

```
23  
24 or ID = scalar-default-int-variable  
25 or PENDING = scalar-default-logical-variable
```

26 and also add the constraints

27
28 Constraint: The `ID=` and `PENDING=` specifiers shall not appear in an `INQUIRE`
 29 statement if the `FILE=` specifier is present.

30 Constraint: If either an `ID=` specifier or a `PENDING=` specifier is present, then
 31 both shall be present.
 32

33 Add a new section after 9.6.1.22, entitled “**ID= and PENDING= specifiers in**
 34 **the INQUIRE statement**”, containing the following paragraph:

35 If an `ID=` specifier is present in an `INQUIRE` statement, then the variable specified
 36 in the `PENDING=` specifier is assigned the value true if the data transfer identified
 37 by the `ID=` specifier for the specified unit has not yet completed. In all other
 38 cases, the variable specified in the `PENDING=` specifier is set to false.
 39

40 10.1 The WAIT Statement

```
41  
42  
43 H1001 wait-stmt is WAIT ( wait-spec-list )  
44  
45 H1002 wait-spec is UNIT = io-unit  
46 or ID = scalar-default-int-expr  
47 or ERR = label  
48 or IOSTAT = label
```

Constraint: A *wait-spec-list* shall contain exactly one **UNIT=** specifier, exactly one **ID=** specifier, and at most one of each of the other specifiers.

The **WAIT** statement terminates an asynchronous data transfer. The **IOSTAT=** and **ERR=** specifiers are optional and are described in sections 9.4.1.4 and 9.4.1.5, respectively.

Advice to implementors. Implementors may choose to implement any or all asynchronous I/O synchronously. This essentially means using the **ID=** clause on the data transfer statement to record the results of the transfer, then supplying the results to the matching **WAIT** statement. (*End of advice to implementors.*)

1
2
3
4
5
6
7
8
9
10
11
12
13
14
15
16
17
18
19
20
21
22
23
24
25
26
27
28
29
30
31
32
33
34
35
36
37
38
39
40
41
42
43
44
45
46
47
48

Section 11

Approved Extensions for HPF Extrinsic

This section builds on Section 6 by defining specific interfaces for HPF with different models of parallelism, `LOCAL` and `SERIAL` (Section 11.1), and different languages, HPF (Section 11.3), C (Section 11.4), Fortran (Section 11.5), and Fortran 77 (Section 11.6). Library routines useful in the extrinsic models are defined in Section 11.7. These are defined with Fortran bindings. An implementation may chose to define similar routines for use with C. The intent of the HPF extrinsic mechanism is to generalize. These definitions may serve as a model for other interfaces. Some additional extrinsic interfaces are given after Annex E.

In HPF 1.1, specific extrinsic types `HPF`, `HPF_LOCAL`, and `HPF_SERIAL` were defined. There was also a short discussion of `F90_LOCAL`. In this more general setting, the HPF keywords are retained for compatibility. As defined in Section 6, a model of HPF refers to the global language, `HPF_LOCAL` is the same as `LANGUAGE='HPF',MODEL='LOCAL'`, and `HPF_SERIAL` is the same as `LANGUAGE='HPF',MODEL='SERIAL'`. The `F90_LOCAL` extrinsic is now addressed by the `LANGUAGE='FORTRAN',MODEL='SERIAL'` extrinsic kind.

From the caller's standpoint, an invocation of an extrinsic procedure from a "global" HPF program has the same semantics as an invocation of a regular procedure. The callee may see a different picture. The following sections describe sets of conventions for coding callees in the various extrinsic options. The set of extrinsic options supported by a particular HPF compiler is implementation dependent. They are not limited to those described in this chapter. Furthermore, the language processor used to compile the actual extrinsic subprogram need not be an HPF compiler. More specifically, it need not actually be a compiler for the language noted in the `LANGUAGE` specification, as long as the executing extrinsic code conforms to the conventions defined for the language. We define these interfaces to promote portability and interoperability, but a given implementation and the programmer are free to create other combinations of models and languages.

11.1 Alternative Extrinsic Models: `LOCAL` and `SERIAL`

A global HPF program may be thought of as a set of processors cooperating in a loosely synchronous fashion on a single logical thread of program control. Section 6 defines two additional models that may be invoked from global HPF: `LOCAL`, where the model is single-processor "node" code, in which all active processors participate, but with only the data that is mapped to a given physical processor directly accessible, and `SERIAL`, where the

model is a single-processor operating alone, with all necessary data aggregated by the caller before the serial subprogram is invoked. As examples of use, the `LOCAL` model is useful for programs that drop down into code with explicit message passing for data communications, while the `SERIAL` model may be needed for calls to system libraries or specialized I/O routines.

Both the `LOCAL` and the `SERIAL` models can be invoked from a global HPF program, but in general these models may not be mixed. Calling global HPF from local or serial procedures is not allowed. Furthermore, calling a serial procedure from a local one is not allowed. Section 6.3.1 gives more detail about how various models can interact with each other.

Some additional restrictions are placed on all local and serial subprograms invoked from global HPF:

- The subprogram directly invoked by global HPF must not be recursive.
- The subprogram directly invoked by global HPF must not use any alternate return mechanism.

The behavior of I/O statements in local and serial subprograms is implementation dependent.

11.1.1 The `LOCAL` Model

An extrinsic procedure can be defined as explicit SPMD code by specifying the local procedure code that is to execute on each processor. In this section, we describe the contract between the caller and an `EXTRINSIC(MODEL='LOCAL')` callee. It is important not to confuse the extrinsic procedure, which is conceptually a single procedural entity called from the HPF program, with the individual local procedures that are executed on each node, one apiece. An *invocation* of an extrinsic procedure results in a separate invocation of a local procedure on each processor. The *execution* of an extrinsic procedure consists of the concurrent execution of a local procedure on each executing processor. Each local procedure may terminate at any time by executing a `RETURN` statement. However, the extrinsic procedure as a whole terminates only after every local procedure has terminated; in effect, the processors are synchronized before return to a global HPF caller.

With the exception of returning from a local procedure to the global caller that initiated local execution, there is no implicit synchronization required of the locally executing processors. Variables declared in a local procedure are held in local storage, private to each processor. To access data outside the processor requires either preparatory communication to copy data into the processor before running the local code, or explicit communication operations between the separately executing copies of the local procedure. Individual implementations may provide implementation-dependent means for communicating, for example, through a message-passing library or a shared-memory mechanism. Such communication mechanisms are beyond the scope of this specification. Note, however, that many useful portable algorithms that require only independence of control structure can take advantage of local routines, without requiring a communication facility.

The `LOCAL` model assumes only that nonsequential array axes are mapped independently to axes of a rectangular processor grid, each array axis to at most one processor axis (no “skew” distributions) and no two array axes to the same processor axis. This restriction suffices to ensure that each physical processor contains a subset of array elements that can

1 be locally arranged in a rectangular configuration. (Of course, to compute the global indices
2 of an element given its local indices, or vice versa, may be quite a tangled computation—but
3 it will be possible.) In the case of cyclic distributions, multiple sections of the array may
4 be mapped to the local processors.

5 It is recommended that if, in any given implementation, an extrinsic type does not
6 obey the conventions described in this section, then its model name or keyword should not
7 contain the word `LOCAL`.

9 11.1.1.1 Conventions for Calling `LOCAL` Subprograms

10 The default mapping of scalar dummy arguments, of scalar function results, and of se-
11 quential arrays is such that the argument is replicated on each physical processor. These
12 mappings may, optionally, be explicit in the interface (except in the case of sequential ar-
13 rays, which may not be explicitly mapped), but any other explicit mapping is not HPF
14 conforming. Dummy arguments may not be of explicitly mapped derived types or have
15 explicitly mapped structure components.

16 As in the case of non-extrinsic subprograms, actual arguments may be mapped in any
17 way; if necessary, they are copied automatically to correctly mapped temporaries before
18 invocation of and after return from the extrinsic procedure.

19 It should be noted that the conventions for calling local subprograms apply only at
20 the interface between the `GLOBAL` and `LOCAL` models. The conventions do not propagate to
21 further subprograms called from within the `LOCAL` model.

23 11.1.1.2 `LOCAL` Calling Sequence

24 Execution of an extrinsic local procedure must be performed as if the actions detailed
25 below occur prior to the invocation of the local procedure on each processor (see Section
26 6.3.2 for a related list of conditions and for the meaning of *as if*). Any actions thus required
27 are enforced by the compiler of the calling routine, and are not the responsibility of the
28 programmer, nor do they impact the local procedure.

- 29 1. The processors are synchronized. In other words, all actions that logically precede the
30 call are completed.
- 31 2. Each actual argument is remapped, if necessary, according to the directives (explicit
32 or implicit) in the declared interface for the extrinsic procedure. Thus, HPF map-
33 ping directives appearing in the interface are binding—the compiler must obey these
34 directives in calling local extrinsic procedures. (The reason for this rule is that data
35 mapping is explicitly visible in local routines). Actual arguments corresponding to
36 sequential arrays and scalar dummy arguments are replicated (by broadcasting, for
37 example) in all processors. Scalars of derived types with explicitly mapped structure
38 components or of an explicitly mapped derived type cannot be passed from global
39 HPF to an extrinsic local procedure.
- 40 3. If a variable accessible to the called routine has a replicated representation, then all
41 copies are updated prior to the call to contain the correct current value according to
42 the sequential semantics of the source program.

43 After these actions have occurred, the local procedure is invoked on each processor.
44 The information available to the local invocation is described below in Section 11.1.1.3.
45
46
47
48

When control is transferred back to the caller at the conclusion of the extrinsic local procedure, execution must resume as if the following actions have already been performed.

1. All processors are synchronized after the call. In other words, global computation proceeds as if the execution of every copy of the local routine is completed before execution in the caller is resumed.
2. The original distribution of arguments (and of the result of an extrinsic function) is restored, if necessary.

Advice to implementors. An implementation might check, before returning from the local subprogram, to make sure that replicated variables have been updated consistently by the subprogram. However, there is certainly no requirement—perhaps not even any encouragement—to do so. This is the responsibility of the local subprogram, and any checks in the caller are a tradeoff between speed and, for instance, debuggability. (*End of advice to implementors.*)

11.1.1.3 Information Available to the Local Procedure

The local procedure invoked on each processor is passed a *local argument* for each *global argument* passed by the caller to the (global) extrinsic procedure interface. Each global argument is an HPF array or scalar. The corresponding local argument is the part of the global array stored locally, or a local copy of a scalar argument or sequential array replicated across processors. Note that if the HPF array is replicated, each local procedure receives a copy of the entire actual. An array actual argument passed by an HPF caller is called a *global array*; the subgrid of that global array passed to one copy of a local routine (because it resides in that processor) is called a *local array*.

If the extrinsic procedure is a function, then the local procedure is also a function. Only scalar-valued extrinsic functions are allowed. All local functions must return the same value.

If a global HPF program calls local subprogram **A** with an actual array argument **X**, and **A** receives a portion of array **X** as dummy argument **P**, then **A** may call another local subprogram **B** and pass **P** or a section of **P** as an actual argument to **B**.

The run-time interface must provide enough information that each local function can discover for each local argument the mapping of the corresponding global argument, translate global indices to local indices, and vice-versa. A specific set of procedures that provide this information is listed in the HPF Local Library Section 11.7.1. The manner in which this information is made available to the local routine depends on the implementation and the programming language used for the local routine.

11.1.2 The SERIAL Model

This section defines a set of conventions for writing code in which an instance of a subprogram executes on only one processor (of which there may be more than one).

If a program unit has extrinsic model **SERIAL**, an HPF compiler should assume that the subprogram is coded to be executed on a single processor. From the point of view of a global HPF caller, the **SERIAL** procedure behaves the same as an identically coded HPF procedure would. Differences might only arise in implementation-specific behavior (such as the performance).

1 There is currently no manner in which to specify which processor is to execute an
2 `HPF_SERIAL` procedure.

3 4 **11.1.2.1 SERIAL Calling Sequence**

5 Prior to invocation of a `SERIAL` procedure from global HPF, the behavior of the program
6 will be as if the following actions take place:
7

- 8 1. The processors are synchronized. All actions that logically precede the call are com-
9 pleted.
- 10 2. All actual arguments are remapped to the processor that will actually execute the
11 `SERIAL` procedure. Each argument will appear to the `SERIAL` procedure as a sequential
12 argument.
13

14
15 The behavior of the `SERIAL` procedure will be as if it was executed on only one processor.
16 After the instance of the `SERIAL` procedure invoked from global HPF has completed, the
17 behavior will be as if the following happens:

- 18 1. All processors are synchronized after the call.
- 19 2. The original mappings of actual arguments are restored.
20
21

22 **11.2 Extrinsic Language Bindings**

23
24 The previous section lays out the rules and considerations for execution models defined
25 for HPF extrinsics. The HPF extrinsic interface is also used to tell the compiler what the
26 language conventions of a called subprogram are. Four language bindings are defined here:
27 `HPF`, `Fortran`, `F77`, and `C`. A given implementation may support additional interfaces or
28 allow a user to construct custom interfaces. Taken together, these sections define the special
29 extrinsics `HPF_LOCAL` and `HPF_SERIAL`.

30 The key feature of the language interface is an extended set of attributes for dummy
31 arguments in explicit extrinsic interfaces, which can give the programmer control over as-
32 pects of argument passing between procedures of different extrinsic types. This mechanism
33 is used extensively in the interfaces to `C` and `Fortran 77`, but it is defined in this more
34 general context because it can also apply to other language interfaces.
35

36 **11.2.1 Control of Arguments**

37
38 The special data attributes for dummy arguments in routines of certain extrinsic types are
39 `MAP_TO`, `LAYOUT`, and `PASS_BY`. These may only appear in data types statements declaring
40 dummy arguments within explicit interfaces to procedures of appropriate extrinsic types. In
41 particular, all of these attributes have been defined for extrinsic interfaces of type `LANGUAGE`
42 `= 'C'` (Section 11.4), and the latter two have been defined for extrinsic interfaces of type
43 `LANGUAGE = 'F77'` (Section 11.6).

44 The purpose of this language extension is to increase the flexibility of the `EXTRINSIC`
45 interface mechanism to facilitate argument passing between procedures written in different
46 programming languages. These three attributes provide a convenient way to pass data
47 between nearly equivalent data type representations and array layouts, as well as to allow
48 for different data passing conventions and options. It should be noted, however, that these

mechanisms are by no means expected to address the problems of full equivalence between data types and implementations of different languages.

In particular, the `MAP_TO` attribute is designed to provide a standard, portable mechanism for passing arguments between data types (in different languages) that have substantial overlap but not necessarily identical ranges of values or an identical machine representation. The programmer, not the language implementer, retains the responsibility for determining whether or not any actual argument's value will be adequately represented in the new data type, or whether that value may be altered in successive operations involved in conversion first to the new language, in operations within the extrinsic procedure, and then potentially in conversion back to the original language. The `LAYOUT` attribute is used in cases when the ordering of array elements within one or more processors may need to be changed when passing them as arguments between procedures of different languages. Finally, the `PASS_BY` attribute is designed to offer more detailed control of passing mechanisms for arguments to allow for differences between language implementations, to choose between distinct passing options offered in the non-HPF language, and to enable passing implementation-specific data structures when it is desired to convey HPF mapping information along with data values to non-HPF procedures.

These attributes are specified by an extension of the syntax rule R503 for *attr-spec* in the Fortran standard. Rule R501 for *type-declaration-stmt* is not changed except to refer to the extended *attr-spec*. The first two constraints below are repeated without change from the Fortran standard for clarity, since they apply generally to all attributes. The remaining constraints in the Fortran standard following rules R501 through R506 are specific to attributes already defined in the standard and will also be assumed but not repeated here.

These changes to Fortran syntax are made in anticipation of such extensions being considered for addition to the standard language in the next revision, as language interoperability is an area of active interest to the full Fortran community.

| | | | |
|-------|---------------------------------------|---|-------|
| H1101 | <i>type-declaration-stmt-extended</i> | is <i>type-spec</i> [[, <i>attr-spec-extended</i>] ... ::] <i>entity-decl-list</i> | 29 |
| H1102 | <i>attr-spec-extended</i> | is PARAMETER or <i>access-spec</i> or ALLOCATABLE or DIMENSION (<i>array-spec</i>) or EXTERNAL or INTENT (<i>intent-spec</i>) or INTRINSIC or OPTIONAL or POINTER or SAVE or TARGET or MAP_TO (<i>map-to-spec</i>) or LAYOUT (<i>layout-spec</i>) or PASS_BY (<i>pass-by-spec</i>) | 30-44 |
| H1103 | <i>map-to-spec</i> | is <i>scalar-char-initialization-expr</i> | 45 |
| H1104 | <i>layout-spec</i> | is <i>scalar-char-initialization-expr</i> | 46 |
| H1105 | <i>pass-by-spec</i> | is <i>scalar-char-initialization-expr</i> | 47 |

1
2
3 Constraint: The same *attr-spec-extended* shall not appear more than once in a given *type-*
4 *declaration-stmt*.

5
6 Constraint: An entity shall not be explicitly given any attribute more than once in a scoping
7 unit.

8
9 Constraint: The attributes `MAP_TO`, `LAYOUT`, and `PASS_BY` may be specified only for dummy
10 arguments within a scoping unit of an extrinsic type for which these attributes
11 have been explicitly defined.

12 The definition of *characteristics of a dummy data object* as given in F95:12.2.1.1 and
13 extended in Section 8.15 is further extended to include the dummy data object's `MAP_TO`,
14 `LAYOUT`, and `PASS_BY` attributes.

15 In the `MAP_TO` attribute, values of *map-to-spec* are intended to describe how the data
16 type of the named actual argument is mapped to the data type of the dummy argument in
17 the extrinsic procedure. An example is given in Section 11.4.2.1

18 For a given extrinsic type that allows the `MAP_TO` attribute, the set of permitted values
19 for the *map-to-spec* will be specified. If the range of permitted values of the type and
20 mapped-to type differ, and the value of the actual argument or some subobject of the
21 actual argument is not within the permitted range of the mapped-to type, the value of the
22 associated dummy argument or subobject becomes undefined. Conversely, if the value of
23 the dummy argument or some subobject of the dummy is not within the permitted range of
24 values of the associated actual argument, and the associated actual argument is a variable,
25 the value of the associated actual argument or subobject of the actual becomes undefined.

26 If there is a mismatch between the precision, representation method, range of permitted
27 values, or storage sequence between the type of the dummy argument and the permitted
28 mapped-to type of the dummy argument, the compiler shall ensure that, for the duration
29 of the reference to the extrinsic, the dummy argument is represented in a manner that is
30 compatible with the expectations of the callee for an object of the permitted mapped-to
31 type. Upon return from the procedure, the compiler shall ensure that the value of an actual
32 argument that is a variable is restored to the specified type and kind.

33
34 *Advice to users.* This rule was created to ensure the portability of interoperability.
35 However, it should be noted that for large objects, a significant overhead may be
36 incurred if there is a mismatch between the representation method used for the data
37 type versus the representation method used for the permitted mapped-to type. (*End*
38 *of advice to users.*)
39

40 In the `LAYOUT` attribute, any permitted values of *layout-spec* for a given extrinsic inter-
41 face are intended to describe how the data layout of the named actual argument is mapped
42 to the data layout of the dummy argument in the extrinsic procedure. An example is given
43 in Section 11.6.3. If no `LAYOUT` attribute is specified for a dummy array argument, the
44 data layout shall be the same as if it were being passed to an HPF procedure of the same
45 model, unless another default layout is defined for the given extrinsic type.

46 In the `PASS_BY` attribute, any permitted values of *pass-by-spec* for a given extrinsic
47 interface indicate a choice of mechanism used to associate the named actual argument with
48 the dummy argument in the extrinsic procedure. Examples are given in Sections 11.6.3

and 11.4.2.1. If no `PASS_BY` attribute is specified, the argument association mechanism is implementation dependent, based on the compiler's knowledge of the extrinsic language processor.

11.3 HPF Bindings

HPF is the default language assumption. It requires no `MAP_TO`, `LAYOUT`, or `PASS_BY` attributes in explicit interface definitions. All required subprogram binding information can be accomplished via the standard Fortran explicit interface.

The rules stated in section 14.7 of the Fortran standard will apply to variables defined in Fortran-based `SERIAL` and `LOCAL` scoping units. In particular, if the definition status, association status, or allocation status of a variable is defined upon execution of a `RETURN` statement or an `END` statement in a Fortran subprogram, such a variable in an `SERIAL` or `LOCAL` subprogram will be defined upon execution of a `RETURN` statement or an `END` statement.

Any I/O performed within an extrinsic subprogram of a different model, and the correspondence between file names and unit numbers used in global HPF and those used in local or serial subprogram code will be implementation defined.

11.3.1 Additional Special Considerations for `HPF_LOCAL`

There are some considerations about what HPF features may be used in writing a local, per-processor procedure.

Local program units can use all HPF constructs except for `REDISTRIBUTE` and `REALIGN`. Moreover, `DISTRIBUTE`, `ALIGN`, and `INHERIT` directives may be applied only to dummy arguments; that is, every *alignee* and *distributee* must be a dummy argument, and every *align-target* must be a template or a dummy argument. Mapping directives in local HPF program units are understood to have global meaning, as if they had appeared in global HPF code, applying to the global array of which a portion is passed on each processor. (The principal use of such mapping directives is in an `HPF_LOCAL` module that is used by a global HPF module.)

`HPF_ALIGNMENT`, `HPF_TEMPLATE`, and `HPF_DISTRIBUTION`, the distribution query library subroutines, may be applied to non-sequential local arrays. Their outcome is the same as for a global array that happens to have all its elements on a single node.

As introduced in Section 6.3.1, a local HPF program unit may not access global HPF data other than data that is accessible, either directly or indirectly, via the actual arguments. In particular, a local HPF program unit does not have access to global HPF `COMMON` blocks; `COMMON` blocks appearing in local HPF program units are not identified with global HPF `COMMON` blocks. The same name may not be used to identify a `COMMON` block both within a local HPF program unit and an HPF program unit in the same executable program.

Like local variables in local subprograms, `COMMON` blocks in local subprograms contain local data, held in local storage on each processor. This storage is only accessible locally, and it will in general contain data that is different on each processor. Indeed, the size of a local `COMMON` block can be different on each processor.

According to the Fortran specification, a `COMMON` block that goes out of scope is not preserved, unless it has the `SAVE` attribute. This is true of local `COMMON` blocks, which should be given the `SAVE` attribute if they are intended to convey information between calls to the local subprogram.

1 Scalars of an explicitly mapped derived type cannot be passed to an `HPF_LOCAL` sub-
2 program.

3 The attributes (type, kind, rank, optional, intent) of the dummy arguments must match
4 the attributes of the corresponding dummy arguments in the explicit interface. A dummy
5 argument of an `EXTRINSIC('HPF', 'LOCAL')` routine may not be a procedure name.

6 A dummy argument of an `EXTRINSIC('HPF', 'LOCAL')` routine may not have the
7 `POINTER` attribute.

8 A nonsequential dummy array argument of an `EXTRINSIC('HPF', 'LOCAL')` routine
9 must have assumed shape. Note that, in general, the shape of a dummy array argument
10 differs from the shape of the corresponding actual argument, unless there is a single exe-
11 cuting processor.

12 Explicit mapping directives for dummy arguments may appear in a local procedure.
13 Such directives are understood as applying to the global array whose local sections are passed
14 as actual arguments or results on each processor. If such directives appear, corresponding
15 mapping directives must be visible to every global HPF caller. This may be done by
16 providing an interface block in the caller, or by placing the local procedure in a module of
17 extrinsic kind `HPF_LOCAL` that is then used by the global HPF program unit that calls the
18 local procedure.

19 An `EXTRINSIC('HPF', 'LOCAL')` routine may not be invoked, either directly or indi-
20 rectly, in the body of a `FORALL` construct or in the body of an `INDEPENDENT` loop.

21 A local procedure may have several `ENTRY` points. A global HPF caller must contain a
22 separate extrinsic interface for each entry point that can be invoked from the HPF program.
23

24 11.3.2 Argument Association

25
26 If a dummy argument of an `EXTRINSIC('HPF', 'LOCAL')` routine is a scalar, then the cor-
27 responding dummy argument of the local procedure must be a scalar of the same type and
28 type parameters. Only scalars of intrinsic types, or of derived types that are not explicitly
29 mapped, may be passed from a global to an `HPF_LOCAL` routine. When the extrinsic proce-
30 dure is invoked, the local procedure is passed an argument that consists of a local copy of
31 the scalar. This copy will be a valid HPF scalar.

32 If a dummy argument of an `EXTRINSIC('HPF', 'LOCAL')` routine is an array, then the
33 corresponding dummy argument in the specification of the local procedure must be an array
34 of the same rank, type, and type parameters.

35 If the array is sequential in the extrinsic interface, the corresponding actual argument
36 will be passed by replication on all processors, just as scalar arguments are passed. Each
37 local dummy argument will be associated with a full copy of the actual array argument.
38 The dummy argument in the extrinsic interface and the corresponding dummy argument
39 in the specification of the local procedure may be declared with the same explicit shape.
40 All sequential dummy arguments passed by replication to an `EXTRINSIC('HPF', 'LOCAL')`
41 procedure must either be `INTENT(IN)` arguments or should be updated consistently across
42 processors.

43 If the dummy argument is a nonsequential array, then, when the extrinsic procedure is
44 invoked, the local dummy argument is associated with the local array that consists of the
45 subgrid of the global array that is stored locally. This local array will be a valid HPF array.

46 If an `EXTRINSIC('HPF', 'LOCAL')` routine is a function, then the local procedure is a
47 function that returns a scalar of the same type and type parameters as the HPF extrinsic
48 function. The value returned by each local invocation must be the same.

Each physical processor has at most one copy of each HPF variable.
 Consider the following extrinsic interface:

```

INTERFACE
  EXTRINSIC('HPF','LOCAL') FUNCTION MATZOH(X, Y) RESULT(Z)
    REAL, DIMENSION(:,*) :: X
    REAL, DIMENSION(:) :: Y
    REAL Z
    !HPF$ ALIGN WITH X(:,*) :: Y(:)
    ! note that this asserts that size(Y) = size(X,1)
    !HPF$ DISTRIBUTE X(BLOCK, CYCLIC)
  END FUNCTION
END INTERFACE

```

The corresponding local HPF procedure is specified as follows.

```

EXTRINSIC('HPF','LOCAL') FUNCTION MATZOH(XX, YY) RESULT(ZZ)
  REAL, DIMENSION(:,*) :: XX
  REAL, DIMENSION(5:) :: YY ! assumed shape with lower bound of 5
  REAL ZZ
  NX1 = SIZE(XX, 1)
  LX1 = LBOUND(XX, 1)
  UX1 = UBOUND(XX, 1)
  NX2 = SIZE(XX, 2)
  LX2 = LBOUND(XX, 2)
  UX2 = UBOUND(XX, 2)
  NY = SIZE(YY, 1)
  LY = LBOUND(YY, 1)
  UY = UBOUND(YY, 1)
  ...
END FUNCTION

```

Assume that the function is invoked with an actual (global) array X of shape 3×3 and an actual vector Y of length 3 on a 4-processor machine, using a 2×2 processor arrangement (assuming one abstract processor per physical processor).

Then each local invocation of the function `MATZOH` receives the following actual arguments:

| | |
|-----------------|-----------------|
| Processor (1,1) | Processor (1,2) |
| X(1,1) X(1,3) | X(1,2) |
| X(2,1) X(2,3) | X(2,2) |
| Y(1) | Y(1) |
| Y(2) | Y(2) |
| Processor (2,1) | Processor (2,2) |
| X(3,1) X(3,3) | X(3,2) |
| Y(3) | Y(3) |

Here are the values to which each processor would set `NX1`, `LX1`, `UX1`, `NX2`, `LX2`, `UX2`, `NY`, `LY`, and `UY`:

| | | |
|---|-------------------------|-------------------------|
| 1 | Processor (1,1) | Processor (1,2) |
| 2 | NX1 = 2 LX1 = 1 UX1 = 2 | NX1 = 2 LX1 = 1 UX1 = 2 |
| 3 | NX2 = 2 LX2 = 1 UX2 = 2 | NX2 = 1 LX2 = 1 UX2 = 1 |
| 4 | NY = 2 LY = 5 UY = 6 | NY = 2 LY = 5 UY = 6 |
| 5 | | |
| 6 | Processor (2,1) | Processor (2,2) |
| 7 | NX1 = 1 LX1 = 1 UX1 = 1 | NX1 = 1 LX1 = 1 UX1 = 1 |
| 8 | NX2 = 2 LX2 = 1 UX2 = 2 | NX2 = 1 LX2 = 1 UX2 = 1 |
| 9 | NY = 1 LY = 5 UY = 5 | NY = 1 LY = 5 UY = 5 |

10 An actual argument to an extrinsic procedure may be a pointer. Since the correspond-
 11 ing dummy argument may not have the `POINTER` attribute, the dummy argument becomes
 12 associated with the target of the HPF global pointer. In no way may a local pointer become
 13 pointer associated with a global HPF target. Therefore, an actual argument may not be of
 14 a derived-type containing a pointer component.
 15

16 *Rationale.* It is expected that global pointer variables will have a different represen-
 17 tation from that of local pointer variables, at least on distributed memory machines,
 18 because of the need to carry additional information for global addressing. This restric-
 19 tion could be lifted in the future. (*End of rationale.*)
 20

21 Other inquiry intrinsics, such as `ALLOCATED` or `PRESENT`, should also behave as expected.
 22 Note that when a global array is passed to a local routine, some processors may receive an
 23 empty set of elements.
 24

25 11.3.3 Special Considerations for `HPF_SERIAL`

26 There are restrictions that apply to an `HPF_SERIAL` subprogram.

27 No *specification-directive*, *realign-directive*, or *redistribute-directive* is permitted to be
 28 appear in an `HPF_SERIAL` subprogram or interface body.
 29

30 *Rationale.* An HPF mapping directive would likely be meaningless in an `HPF_SERIAL`
 31 subprogram. Note, however, the *independent-directive* may appear in an `HPF_SERIAL`
 32 subprogram, since it may provide meaningful information to a compiler about a `DO`
 33 loop or a `FORALL` statement or construct. (*End of rationale.*)
 34

35 Any dummy data objects and any function result variables of an `HPF_SERIAL` procedure
 36 will be considered to be sequential.

37 An `HPF_SERIAL` subprogram must not contain a definition of a common block that has
 38 the same name as a common block defined in an HPF or `HPF_LOCAL` program unit. In
 39 addition, an `HPF_SERIAL` subprogram must not contain a definition of the blank common
 40 block if an HPF or `HPF_LOCAL` program unit has a definition of the blank common block.

41 A dummy argument or function result variable of an `HPF_SERIAL` procedure that is
 42 referenced in global HPF must not have the `POINTER` attribute. A subobject of a dummy
 43 argument or function result of an `HPF_SERIAL` procedure that is referenced in global HPF,
 44 must not have the `POINTER` attribute.

45 A dummy argument of an `HPF_SERIAL` procedure that is referenced in global HPF and
 46 any subobject of such a dummy argument must not have the `TARGET` attribute.

47 A dummy procedure argument of an `HPF_SERIAL` procedure must be an `HPF_SERIAL`
 48 procedure.

```

PROGRAM MY_TEST
INTERFACE
  EXTRINSIC('HPF','SERIAL') SUBROUTINE GRAPH_DISPLAY(DATA)
    INTEGER, INTENT(IN) :: DATA(:, :)
  END SUBROUTINE GRAPH_DISPLAY
END INTERFACE

INTEGER, PARAMETER :: X_SIZE = 1024, Y_SIZE = 1024

INTEGER DATA_ARRAY(X_SIZE, Y_SIZE)
!HPF$ DISTRIBUTE DATA_ARRAY(BLOCK, BLOCK)

! Compute DATA_ARRAY
...
CALL DISPLAY_DATA(DATA_ARRAY)
END PROGRAM MY_TEST

! The definition of a graphical display subroutine.
! In some implementation-dependent fashion,
! this will plot a graph of the data in DATA.

EXTRINSIC('HPF','SERIAL') SUBROUTINE GRAPH_DISPLAY(DATA)
  INTEGER, INTENT(IN) :: DATA(:, :)
  INTEGER :: X_IDX, Y_IDX

  DO Y_IDX = LBOUND(DATA, 2), UBOUND(DATA, 2)
    DO X_IDX = LBOUND(DATA, 1), UBOUND(DATA, 1)
      ...
    END DO
  END DO
END SUBROUTINE GRAPH_DISPLAY

```

11.4 C Language Bindings

A common problem faced by Fortran users is the need to call procedures written in other languages, particularly those written in C or ones that have interfaces that can be described by C prototypes. Although many Fortran implementations provide methods that solve this problem, these solutions are rarely portable.

This section defines a method of specifying interfaces to procedures defined in C that removes most of the common obstacles to interoperability, while retaining portability.

11.4.1 Specification of Interfaces to Procedures Defined in C

If a user wishes to specify that a procedure is defined by a C procedure, this is specified with an *extrinsic-spec-arg* of `LANGUAGE = 'C'`, or an *extrinsic-kind-keyword* of C, as specified in Section 6.

For C subprograms for which `EXTRINSIC (LANGUAGE = 'C')` has been specified, the constraints associated with the syntax for *attr-spec-extended* (H1102) are extended as fol-

1 lows:

2
3 Constraint: A `LANGUAGE = 'C'` function shall have a scalar result of type integer, real or
4 double precision.

5
6 Constraint: A dummy argument of a `LANGUAGE = 'C'` procedure shall not be an assumed-
7 shape array, shall not have the `POINTER` attribute, shall not have the `TARGET`
8 attribute, nor shall it have a subobject that has the `POINTER` attribute.

9
10 Constraint: The bounds of a dummy argument shall not be specified by specification ex-
11 pressions that are not constant specification expressions, nor shall the character
12 length parameter of a dummy argument of such a procedure be specified by a
13 specification expression that is not a constant specification expression.

14
15 Constraint: A *dummy-arg-list* of a `LANGUAGE = 'C'` subroutine shall not have a *dummy-arg*
16 that is `*` or a dummy procedure.

17
18 The value of the *scalar-char-initialization-expr* in the `EXTERNAL_NAME` specifier gives the
19 name of the procedure as defined in C. This value need not be the same as the procedure
20 name specified by the *function-stmt* or *subroutine-stmt*. If `EXTERNAL_NAME` is not specified,
21 it is as if it were specified with a value that is the same as the procedure name in lower case
22 letters.

23
24 *Advice to users.* Note that the `EXTERNAL_NAME` specifier does not necessarily specify
25 the name by which a binder knows the procedure. It specifies the name by which
26 the procedure would be known if it were referenced by a C program, and the HPF
27 compiler is required to perform any transformations of that name that the C compiler
28 would perform.

29
30 The `EXTERNAL_NAME` specifier also allows the user to specify a name that might not
31 be permitted by an HPF compiler, such as a name beginning with an underscore, or
32 as a way of enforcing the distinction between upper and lower case characters in the
33 name. (*End of advice to users.*)

34
35 The *extrinsic-spec-arg* of `LANGUAGE = 'C'` helps a compiler identify a procedure that
36 is defined in C so that it can take appropriate steps to ensure that the procedure is invoked
37 in the manner required by the C compiler.

38
39 *Advice to implementors.* A vendor may feel compelled to provide support for more
40 than one C compiler, if different C compilers available for a system provide different
41 procedure calling conventions or different data type sizes. For instance, a vendor's
42 compiler may provide support for a value of `GNU_C` in the `LANGUAGE=` specifier, or
43 it may provide support through the use of compiler switches. (*End of advice to
44 implementors.*)

45 11.4.2 Specification of Data Type Mappings for C

46
47 The extrinsic dummy argument feature, consisting of the `MAP_TO`, `LAYOUT`, and `PASS_BY`
48 attributes, is the principal feature that facilitates referencing procedures defined in C from
within Fortran programs. Together, these attributes allow the user to specify conversions
required to associate the actual arguments specified in the procedure reference with the

formal arguments defined by the referenced procedure. In particular, the `MAP_TO` attribute indicates the type of the C data to which the HPF data shall be converted by the compiler; the `PASS_BY` attribute indicates whether a C pointer to the dummy argument needs to be passed; the `LAYOUT` attribute indicates for an array whether the array element order needs to be changed from Fortran's array element ordering to C's.

For C, the constraints associated with *attr-spec-extended*, *map-to-spec*, *layout-spec*, and *pass-by-spec* (H1102–H1105) are further extended as follows.

Constraint: The `MAP_TO` attribute shall be specified for all dummy arguments and function result variables of a `LANGUAGE = 'C'` explicit interface.

Constraint: The *map-to-spec* associated with a dummy argument shall be compatible with the type of the dummy argument. (See below for compatibility rules.)

Constraint: A `LAYOUT` attribute shall only be specified for a dummy argument that is an array.

Constraint: A `LAYOUT` attribute shall not be specified for an assumed-size array.

If the compiler is capable of representing letters in both upper and lower case, the value specified for a *map-to-spec*, *layout-spec* or *pass-by-spec* is without regard to case. Any blanks specified for a *map-to-spec*, *layout-spec* or *pass-by-spec* shall be ignored by the compiler for the purposes of determining its value.

An implementation shall provide a module, `ISO_C`, that shall define a derived type, `C_VOID_POINTER`. The components of the `C_VOID_POINTER` type shall be private.

Advice to users. The `C_VOID_POINTER` type provides a method of using `void *` pointers in a program, but does not give the user any way of manipulating such a pointer in the Fortran part of the program, since I/O cannot be performed on an object with private components outside the module that defines the type, neither can the components or structure constructor of such a structure be used outside of the module that defines the type. (*End of advice to users.*)

The values permitted for a *map-to-spec* for `LANGUAGE = 'C'` are `'INT'`, `'LONG'`, `'SHORT'`, `'SIGNED_CHAR'`, `'FLOAT'`, `'DOUBLE'`, `'LONG_DOUBLE'`, `'CHAR'`, `'CHAR_PTR'`, `'VOID_PTR'`, or a comma-separated list, delimited by parentheses, of any of these values. The HPF types with which these are compatible are shown in the table below.

A *map-to-spec* that is a parenthesized list of values is compatible with a dummy argument of derived type if each value in the list is compatible with the corresponding component of the derived type.

When the `PASS_BY` attribute is used, the values permitted for a *pass-by-spec* are `'VAL'`, `'*'`, or `'**'`. If no `PASS_BY` attribute is specified, then `PASS_BY ('VAL')` is assumed. If a *pass-by-spec* of `VAL` is specified, the dummy argument shall not have the `INTENT(OUT)` or `INTENT(INOUT)` attribute specified. If a value of `'*'` or `'**'` is specified for the *pass-by-spec*, an associated actual argument shall be a variable.

The value of the *map-to-spec* specified for a dummy argument in the interface body of a procedure for which a `LANGUAGE=` specifier whose value is C appears shall be such that at least one of the permitted mapped-to types is the same as the C data type of the corresponding formal argument in the C definition of the procedure (or a type that is compatible with one of the permitted mapped-to types). The C data type of a function in the C definition

of a procedure shall be one of the permitted mapped-to types (or a type that is equivalent to the permitted mapped-to types) specified for the function result variable in the interface body of a function with the `LANGUAGE=` specifier whose value is `C`. If a subroutine has been specified with a `LANGUAGE=` specifier whose value is `C`, the C definition of the procedure shall be specified with a data type of `void`.

The permitted mapped-to types for scalar dummy arguments of intrinsic type or of the derived type `C_VOID_POINTER`, are shown in the following table.

| MAP_TO | Compatible With | C Type if PASS_BY | | |
|---------------|-----------------|-------------------|--------------|---------------|
| | | 'VAL' | '*' | '**' |
| 'INT' | INTEGER | int | int* | int** |
| 'LONG' | INTEGER | long | long* | long** |
| 'SHORT' | INTEGER | short | short* | short** |
| 'SIGNED_CHAR' | INTEGER | signed char | signed char* | signed char** |
| 'FLOAT' | REAL | float | float* | float** |
| 'DOUBLE' | REAL | double | double* | double** |
| 'LONG_DOUBLE' | REAL | double | double* | double** |
| 'CHAR' | CHARACTER(1) | char | char* | char** |
| 'CHAR_PTR' | CHARACTER | char* | char** | char*** |
| 'VOID_PTR' | C_VOID_POINTER | void* | void** | void*** |

The permitted mapped-to types of an array are the same as the permitted mapped-to types of a scalar variable of that type followed by a left bracket (`[`), followed by the extent of the corresponding dimension of the dummy argument, followed by a right bracket (`]`), for each dimension of the array. If no value is specified for the `LAYOUT` attribute, the corresponding dimensions of the dummy argument are determined from right to left; if the value `C_ARRAY` is specified for the `LAYOUT` attribute, the corresponding dimensions of the dummy argument are determined from left to right.

The value permitted for a `LANGUAGE = 'C' layout-spec` is `C_ARRAY`.

The permitted mapped-to types of a scalar variable of derived type are the structures whose corresponding members are of one of the permitted mapped-to types of the components of the derived type.

If there is a mismatch between the precision, representation method, range of permitted values or storage sequence between the type of the dummy argument and the permitted mapped-to type of the dummy argument, the compiler shall ensure that, for the duration of the reference to a procedure defined with a `LANGUAGE=` specifier whose value is `C`, the dummy argument is represented in a manner that is compatible with the expectations of the C processor for an object of the permitted mapped-to type. Upon return from the procedure, the compiler shall ensure that the value of an actual argument that is a variable is restored to the specified type and kind.

If the range of permitted values of the type and mapped-to type differ and the value of the actual argument or some subobject of the actual argument is not within the permitted range of the mapped-to type, the value of the associated dummy argument or subobject becomes undefined. Conversely, if the value of the dummy argument or some subobject of the dummy is not within the permitted range of values of the associated dummy argument, and the associated actual argument is a variable, the value of the associated actual argument or subobject of the actual becomes undefined.

Advice to users. These rules were created to ensure the portability of interoperability. However, it should be noted that for large objects, a significant overhead may be incurred if there is a mismatch between the representation method used for the data type versus the representation method used for the permitted mapped-to type. (*End of advice to users.*)

Advice to users. In some cases, this may cause the value of the actual argument to change without the value being modified by the procedure referenced. For example,

```

PROGRAM P
  INTERFACE
    EXTRINSIC(LANGUAGE='C') SUBROUTINE C_SUB(R,I)
      REAL(KIND(1.0D0)), MAP_TO('FLOAT'), PASS_BY('*') :: R
      INTEGER, MAP_TO('INT'), PASS_BY('*') :: I
    END SUBROUTINE C_SUB
  END INTERFACE
  REAL(KIND(0.0D0)) RR

  RR = 1.0D0 + 1.0D-10
  I = 123456789
  PRINT *, RR
  CALL C_SUB(RR, I)
  PRINT *, RR
END PROGRAM P

void c_sub(float *r, int *i)
{
}

```

might print

```

1.00000000010000000
1.00000000000000000

```

although the value of `*r` is not modified in `c_sub`. Similarly, the value of `I` might become undefined after the reference to `c_sub`, although `*i` is not modified.

Although it is good practice to avoid specifying a mapped-to type of `float` for a dummy argument of any type other than default real, or a mapped-to type of `double` for a dummy argument of any type other than double precision real, selecting an appropriate dummy argument type for objects requiring a mapped-to type `int` or `long` might not be so simple. (*End of advice to users.*)

If no *layout-spec* is specified for a dummy array argument, the array element order shall be the same as that specified by Fortran. If the value of *layout-spec* specified is `C_ARRAY`, the array element order of the array shall be transposed for the duration of the reference to the procedure.

11.4.2.1 Examples of Data Type Mappings

Some examples should help to clarify what sorts of C procedure definitions would be permitted given an interface body in a Fortran program. For example, the following interface body

```

INTERFACE
  EXTRINSIC('C') SUBROUTINE C_SUB(I, R, DARR, STRUCT)
    INTEGER, MAP_TO('INT') :: I
    REAL, MAP_TO('FLOAT'), PASS_BY('*') :: R
    REAL(KIND(1.0D0)), MAP_TO('DOUBLE') :: DARR(10)
    TYPE DT
      SEQUENCE
      INTEGER :: I, J
    END TYPE DT
    TYPE(DT), MAP_TO('(INT, LONG)'), PASS_BY('*') :: STRUCT
  END SUBROUTINE C_SUB
END INTERFACE

```

could correspond to a C procedure that has the prototype

```
void c_sub(int i, float r*, double darr[10], struct {int i, long j} *)
```

In the following example of the LAYOUT attribute,

```

PROGRAM P
  INTERFACE
    EXTRINSIC('C') SUBROUTINE C_SUB(A, B)
      INTEGER, MAP_TO('INT') :: A(2,2)
      INTEGER, MAP_TO('INT'), LAYOUT('C_ARRAY') :: B(2,2)
    END SUBROUTINE C_SUB
  END INTERFACE

  INTEGER :: AA(2,2), BB(2,2)
  CALL C_SUB(AA, BB)
END PROGRAM P

void c_sub(int a[2][2], b[2][2])

```

the correspondence between elements of AA and a, and elements of BB and b is

| | | | |
|---------|---------|---------|---------|
| AA(1,1) | a[0][0] | BB(1,1) | b[0][0] |
| AA(2,1) | a[0][1] | BB(2,1) | b[1][0] |
| AA(1,2) | a[1][0] | BB(1,2) | b[0][1] |
| AA(2,2) | a[1][1] | BB(2,2) | b[1][1] |

11.5 Fortran Language Bindings

When the language specified in an extrinsic definition is **Fortran** the rules are basically the same as those for HPF because HPF is based on the Fortran standard. There are a few issues to consider in this case:

- Only Fortran constructs should be used. Features such as asynchronous I/O or the HPF library may not be supported.
- It is recommended that Fortran language processors to be used for this purpose be extended to support the `HPF_LOCAL` distribution query routines and the associated `HPF_LOCAL_LIBRARY`
- Assuming the intent is to compile the extrinsic routines with a Fortran processor, these routines should be in separate files rather than incorporated into files with HPF source code.
- The programmer should expect any HPF directives may be ignored.

11.6 Fortran 77 Language Bindings

For language interface purposes, Fortran 77 is still essentially a subset of ANSI/ISO standard Fortran, so most considerations relating to HPF calling Fortran also apply to HPF calling Fortran 77 extrinsic procedures. However, two chief differences between Fortran and Fortran 77 complicate the specification of any `EXTRINSIC(LANGUAGE='F77')`, interface from HPF, especially for the local model:

- Arguments are usually passed differently. Fortran 77 implementations typically pass arguments between subprograms by address (reference). That is, no other information about the actual argument is passed — for example, data type, size, distribution, etc. In contrast, HPF implementations often pass by variables by descriptor in order to make such information available to the subprogram.
- Very different information about how array elements are to be assigned to specific memory locations is available to Fortran 77 and HPF programmers.

In Fortran 77, the declaration of an array prescribes exactly the mapping of array elements to the linear sequence of storage locations. In HPF, the mapping of array elements to different processors may be controlled (e.g., with `DISTRIBUTION` and `ALIGN` directives) and queried (e.g., with `HPF_ALIGNMENT`, `HPF_DISTRIBUTION`, and `HPF_TEMPLATE`) but there is absolutely no information about how array elements on a given processor are organized within local, serial memory. Even in Fortran 90, assumed shape dummy arrays, for example, do not have to follow the same storage and sequence association rules as Fortran 77 arrays do.

Indeed, different HPF compilers may organize the data locally in different manners — perhaps including border cells for “stencil” optimizations, or global padding to ensure equal-size subgrids on all processors. Certainly, different HPF compilers are not *bound* to organize local data in any particular manner, and some may choose imaginative orderings in such cases as SMP’s, for example.

11.6.1 Special Considerations for `F77_LOCAL`

The `EXTRINSIC(F77_LOCAL)` interface extends the `HPF_LOCAL` and `FORTTRAN_LOCAL` extrinsic interfaces to meet the needs of Fortran 77 programmers.

This `EXTRINSIC` type uses the syntax for calling extrinsic subprograms described above. It can be described more precisely as an `EXTRINSIC(LANGUAGE='F77',MODEL='LOCAL')`

1 interface. The basic conventions for transferring control between global and local routines
2 described previously in Section 11.1 also apply.

3 However, the differences in argument passing and data distribution between these two
4 languages, as well as the different possible motivations for using such an interface, can be
5 better addressed by allowing additional options for passing data and distribution informa-
6 tion. These options are provided with the help of `LAYOUT` and `PASS_BY` attributes.

8 **11.6.2 Argument Passing to F77_LOCAL Procedures**

9
10 A typical Fortran 77 implementation passes arguments by reference, usually by passing
11 the base address of the location of the first data element, and such arguments may also
12 be assumed to be sequence associated. These facts make it most practical for the default
13 method of passing a distributed data structure from HPF to an `F77_LOCAL` procedure by
14 passing the base address of that section of local memory that has been allocated to it.
15 To allow for sequence association of actual and dummy arguments, data should also be
16 reordered or compressed or both, if necessary, on all processors. This is the safest method
17 of passing distributed data to an `EXTRINSIC(F77_LOCAL)` procedure, and hence it should
18 be the default one. However, it tends to have the greatest performance costs.

19 A second argument passing option is to pass distributed array data “as is” from a
20 global HPF procedure to the local F77 ones, not guaranteeing sequence association of the
21 dummy arguments in order to avoid unwanted local data motion that might be required
22 to compress or reorder the elements of an array local to a processor. In other words, it
23 should be possible to do no more data motion than if the same argument were being passed
24 to another HPF procedure. The guarantee of a sequence associated dummy argument is
25 sacrificed for the possible gains in performance available because the local components of
26 the actual argument are not reordered or compressed. The local programmer must be able
27 to use the implementation-dependent ordering created by the global HPF program.

28 A third option that can be useful to permit `HPF_LOCAL`-style local programming from
29 an `EXTRINSIC(F77_LOCAL)` procedure call is to pass an array via a descriptor or handle, as
30 is typically done in HPF implementations or for Fortran 90 assumed shape arrays. The local
31 procedure may not access elements of this dummy argument directly but may only pass it
32 on to special utility routines, perhaps to obtain local or global distribution information.

33 The following attributes suffice to support the above three alternate form of passing
34 data to an `EXTRINSIC(F77_LOCAL)x` procedure:

- 35
36 ● `LAYOUT('F77_ARRAY')` indicates that the rectangular configuration should be FOR-
37 TRAN 77 sequence associated in local, serial memory.

38 For example, many compilers add border elements for “stencil” optimizations or pad
39 array allocations on particular processors so that all processors allocate equal amounts
40 of memory for each array. Local reordering eliminates such padding and provides
41 FORTRAN 77 sequence association for actual data values.

42 Any local reordering is in addition to any global remapping that may be dictated by
43 `DISTRIBUTION` or `ALIGN` directives in the `INTERFACE` block.

44 If no `LAYOUT` attribute is specified, then `LAYOUT('F77_ARRAY')` is assumed.

- 45
46
47 ● `LAYOUT('HPF_ARRAY')` indicates that an array argument is passed just as it would be
48 to a global HPF procedure, with no local reordering of the data.

This option is desirable when the programmer decides that the overhead of local reordering should be eliminated or that certain characteristics of the global HPF compiler's ordering (border cells, equal-size allocations among processors, etc.) should be preserved at the local level. It forces the local programmer to access the local data in whatever implementation-dependent style the global HPF compiler employs.

Furthermore, each argument in the **INTERFACE** block can also have its **PASS_BY** attribute specified to indicate whether the data is passed by reference, for Fortran 77-style access, or via a special handle, perhaps a descriptor used for HPF variable passing, that permits the global HPF caller to pass special mapping information for use within the local Fortran 77 procedure.

- **PASS_BY('*')** indicates that the local procedure should be able to access the dummy argument locally as an F77-style variable, passed by reference.
- **PASS_BY('HPF_HANDLE')** indicates that the local procedure should receive a reference to a global descriptor that can be used with special inquiry routines to obtain useful distribution information.

Thus, the default dummy argument attributes are **LAYOUT('F77_ARRAY')**, a guarantee of sequence association, and **PASS_BY('*')**, an indication that data is being passed via a pointer to its location.

Advice to implementors.

In addition to providing argument passing and data reordering options, a good **EXTRINSIC(F77_LOCAL)** implementation should address the problem of declaring arbitrary sized local subgrids and accessing their elements without being able to describe them as assumed-shape arrays, as in HPF. Dealing with the local results of global data distributions within each local procedure initiated by an extrinsic procedure call can also be difficult without Fortran 90 array inquiry functions and the inquiry sub-routines in the HPF Library. Special inquiry routines, callable globally or locally, such as the proposed library of Fortran 77 function interfaces in Annex G are recommended as supplements to the **EXTRINSIC(F77_LOCAL)** procedure interface in order to permit more flexible and efficient use of a broad range of possible global HPF data distributions.

(End of advice to implementors.)

11.6.3 F77_LOCAL Programming Examples

11.6.3.1 LAYOUT('F77_ARRAY') and PASS_BY('*')

This example illustrates F77_LOCAL programming using the default **LAYOUT('F77_ARRAY')** and **PASS_BY('*')** attributes, and the use of inquiry routines from the local level using the **LAYOUT('HPF_ARRAY')** attribute.

- HPF caller

PROGRAM EXAMPLE


```

1      ! Declare the data array and a verification copy
2          INTEGER, PARAMETER :: NX = 100, NY = 100
3          REAL, DIMENSION(NX,NY) :: X, Y
4      !HPF$ DISTRIBUTE(BLOCK,BLOCK) :: X, Y
5
6      ! The global sum will be computed
7      ! by forming partial sums on the processors
8          REAL PARTIAL_SUM(NUMBER_OF_PROCESSORS())
9      !HPF$ DISTRIBUTE PARTIAL_SUM(BLOCK)
10
11     ! Local subgrid parameters are declared per processor
12     ! for a rank-two array
13         INTEGER, DIMENSION(NUMBER_OF_PROCESSORS(),2) ::
14             & LB, UB, NUMBER
15     !HPF$ DISTRIBUTE(BLOCK,*) :: LB, UB, NUMBER
16
17     ! Define interfaces
18         INTERFACE
19
20             EXTRINSIC(F77_LOCAL) SUBROUTINE LOCAL1
21             & ( LB1, UB1, LB2, UB2, X , X_DESC )
22             INTEGER, DIMENSION(:) :: LB1, UB1, LB2, UB2
23             REAL, DIMENSION(:,:), LAYOUT('HPF_ARRAY') :: X
24             REAL, DIMENSION(:,:), LAYOUT('HPF_ARRAY'), &
25                 PASS_BY('HPF_HANDLE') :: X_DESC
26
27     !HPF$ DISTRIBUTE(BLOCK) :: LB1, UB1, LB2, UB2
28     !HPF$ DISTRIBUTE(BLOCK,BLOCK) :: X, X_DESC
29     END
30
31         EXTRINSIC(F77_LOCAL) SUBROUTINE LOCAL2(N,X,R)
32         INTEGER N(:)
33         REAL X(:,:), R(:)
34     ! Defaults:
35     !     LAYOUT('F77_ARRAY') sequential, column-major storage
36     !     PASS_BY('*') pass by reference (local address)
37     !HPF$ DISTRIBUTE N(BLOCK)
38     !HPF$ DISTRIBUTE X(BLOCK,BLOCK)
39     !HPF$ DISTRIBUTE R(BLOCK)
40     END
41
42     END INTERFACE
43
44     ! Determine result using only global HPF
45
46     ! Initialize values
47     FORALL (I=1:NX,J=1:NY) X(I,J) = I + (J-1) * NX
48

```

```

! Determine and report global sum
PRINT *, 'Global HPF result: ',SUM(X)

! Determine result using local subroutines

! Initialize values ( assume stride = 1 )
CALL HPF_SUBGRID_INFO( Y, IERR, LB=lb, UB=UB )
IF (IERR.NE.0) STOP 'ERROR!'
CALL LOCAL1( LB(:,1), UB(:,1), LB(:,2), UB(:,2), Y , Y )

! DETERMINE AND REPORT GLOBAL SUM
NUMBER = UB - LB + 1
CALL LOCAL2 ( NUMBER(:,1) * NUMBER(:,2) , Y , PARTIAL_SUM )
PRINT *, 'F77_LOCAL result #1 : ',SUM(PARTIAL_SUM)

END

• FORTRAN 77 callee

SUBROUTINE LOCAL1( LB1, UB1, LB2, UB2, X , DESCRX )

REAL X ( LB1 : UB1 , LB2 : UB2 )
INTEGER DESCRX ( * )

! Get the global extent of the first axis
! This is an HPF_LOCAL type of inquiry routine with an 'F77_' prefix
CALL F77_GLOBAL_SIZE ( NX , DESCRX , 1 )

! Initialize elements of the array
DO J = LB2, UB2
  DO I = LB2, UB2
    X(I,J) = I + (J-1) * NX
  END DO
END DO

END

SUBROUTINE LOCAL2(N,X,R)

! Here, the correspondence to the global indices is not important
! Only the total size of the subgrid is passed in
REAL X(N)

R = 0.
DO I = 1, N
  R = R + X(I)
END DO

```

```

1
2         END
3

```

11.6.3.2 LAYOUT('HPF_ARRAY') and PASS_BY('HPF_HANDLE')

This example performs only the initialization of the above example. It illustrates use of the LAYOUT('F77_ARRAY') attribute to pass an HPF distributed array without remapping, as well as use of PASS_BY('HPF_HANDLE') to pass an HPF-style descriptor or handle for use in the F77_LOCAL subgrid inquiry function. It also illustrates the addressing of data in terms of “embedding arrays.”

- HPF caller

```

13
14         PROGRAM EXAMPLE
15
16             INTEGER, PARAMETER :: NX = 100, NY = 100
17             REAL, DIMENSION(NX,NY) :: Y
18             !HPF$ DISTRIBUTE(BLOCK,BLOCK) :: Y
19
20             ! Local subgrid parameters are declared per processor
21             ! for a rank-two array
22             INTEGER, DIMENSION(NUMBER_OF_PROCESSORS(),2) ::
23             & LB, UB, LB_EMBED, UB_EMBED
24             !HPF$ DISTRIBUTE(BLOCK,*) :: LB, UB, LB_EMBED, UB_EMBED
25
26
27             ! Define interfaces
28
29             INTERFACE
30
31                 EXTRINSIC(F77_LOCAL) SUBROUTINE LOCAL1(
32                 &   LB1, UB1, LB_EMBED1, UB_EMBED1,
33                 &   LB2, UB2, LB_EMBED2, UB_EMBED2, X, X_DESC )
34                 INTEGER, DIMENSION(:) ::
35                 &   LB1, UB1, LB_EMBED1, UB_EMBED1,
36                 &   LB2, UB2, LB_EMBED2, UB_EMBED2
37                 !           By default, X is passed by reference
38                 REAL, DIMENSION(:,:), LAYOUT('HPF_ARRAY') :: X
39                 !           X_DESC is passed by its descriptor or 'handle'
40                 REAL, DIMENSION(:,:), LAYOUT('HPF_ARRAY'),
41                 &           PASS_BY('HPF_HANDLE') :: X_DESC
42             !HPF$ DISTRIBUTE(BLOCK) :: LB1, UB1, LB_EMBED1, UB_EMBED1
43             !HPF$ DISTRIBUTE(BLOCK) :: LB2, UB2, LB_EMBED2, UB_EMBED2
44             !HPF$ DISTRIBUTE(BLOCK,BLOCK) :: X
45             END
46
47         END INTERFACE
48

```

```

! Initialize values
! ( Assume stride = 1 and no axis permutation )

      CALL HPF_SUBGRID_INFO( Y, IERR,
& LB=LB, LB_EMBED=LB_EMBED,
& UB=UB, UB_EMBED=UB_EMBED)
      IF (IERR.NE.0) STOP 'ERROR!'

      CALL LOCAL1(
& LB(:,1), UB(:,1), LB_EMBED(:,1), UB_EMBED(:,1),
& LB(:,2), UB(:,2), LB_EMBED(:,2), UB_EMBED(:,2), Y, Y )

      END

```

- Fortran 77 callee

```

      SUBROUTINE LOCAL1(
& LB1, UB1, LB_EMBED1, UB_EMBED1,
& LB2, UB2, LB_EMBED2, UB_EMBED2, X, X_DESC )

! The subgrid has been passed in its 'embedded' form
      REAL X ( LB_EMBED1 : UB_EMBED1 , LB_EMBED2 : UB_EMBED2 )

! This argument is used only as input to inquiry functions
      INTEGER X_DESC

! Get the global extent of the first axis
! This is an HPF_LOCAL type of inquiry routine with an 'F77_' prefix
      CALL F77_GLOBAL_SIZE(NX,X_DESC,1)

! Otherwise, initialize elements of the array
! Loop only over actual array elements
      DO J = LB2, UB2
        DO I = LB2, UB2
          X(I,J) = I + (J-1) * NX
        END DO
      END DO

      END

```

11.7 The Extrinsic Library

Following are Fortran bindings for routines useful in intrinsic subprograms.

11.7.1 HPF Local Routine Library

Local HPF procedures can use any HPF intrinsic or library procedure.

1 *Advice to implementors.* The arguments to such procedures will be local arrays.
 2 Depending on the implementation, the actual code for the intrinsic and library routines
 3 used by local HPF procedures may or may not be the same code used when called
 4 from global HPF code. (*End of advice to implementors.*)

5
 6 In addition, local library procedures `GLOBAL_ALIGNMENT`, `GLOBAL_DISTRIBUTION`, and
 7 `GLOBAL_TEMPLATE` are provided to query the global mapping of an actual argument to an
 8 extrinsic function. Other local library procedures are provided to query the size, shape,
 9 and array bounds of an actual argument. These library procedures take as input the name
 10 of a dummy argument and return information on the corresponding global HPF actual
 11 argument. They may be invoked only by a local procedure that was directly invoked
 12 by global HPF code. If module facilities are available, they reside in a module called
 13 `HPF_LOCAL_LIBRARY`; a local routine that calls them should include the statement

```
14            USE HPF_LOCAL_LIBRARY
```

15
 16 or some functionally appropriate variant thereof.

17 The HPF local routine library identifies each physical processor by an integer in
 18 the range 0 to $n - 1$, where n is the value returned by the global `HPF_LIBRARY` func-
 19 tion `NUMBER_OF_PROCESSORS`. Processor identifiers are returned by `ABSTRACT_TO_PHYSICAL`,
 20 which establishes the one-to-one correspondence between the abstract processors of an
 21 HPF processors arrangement and the physical processors. Also, the local library function
 22 `MY_PROCESSOR` returns the identifier of the calling processor.

23 In all cases, when an argument of one of the procedures of the local HPF library is
 24 required to be a local dummy argument associated with a global HPF actual argument,
 25 such association is not considered to be transitive. That is, the local dummy argument
 26 must be a dummy argument of a procedure which was referenced from global HPF, not
 27 from another local subprogram.

28 29 11.7.1.1 Accessing Dummy Arguments by Blocks

30
 31 The mapping of a global HPF array to the physical processors places one or more *blocks*,
 32 which are groups of elements with consecutive indices, on each processor. The number
 33 of blocks mapped to a processor is the product of the number of blocks of consecutive
 34 indices in each dimension that are mapped to it. For example, a rank-one array `X` with
 35 a `CYCLIC(4)` distribution will have blocks containing four elements, except for a possible
 36 last block having $1 + \text{SIZE}(X) \bmod 4$ elements. On the other hand, if `X` is first aligned to a
 37 template or an array having a `CYCLIC(4)` distribution, and a non-unit stride is employed (as
 38 is `!HPF$ ALIGN X(I) WITH T(3*I)`), then its blocks may have fewer than four elements.
 39 In this case, when the align stride is three and the template has a block-cyclic distribution
 40 with four template elements per block, the blocks of `X` have either one or two elements each.
 41 If the align stride were five, then all blocks of `X` would have exactly one element, as template
 42 blocks to which no array element is aligned are not counted in the reckoning of numbers of
 43 blocks.

44 The portion of a global array argument associated with a dummy argument in an
 45 `HPF_LOCAL` subprogram may be accessed in a block-by-block fashion. Three of the local
 46 library routines, `LOCAL_BLKCNT`, `LOCAL_LINDEX`, and `LOCAL_UINDEX`, allow easy access to the
 47 local storage of a particular block. Their use for this purpose is illustrated by the following
 48 example, in which the local data are initialized one block at a time:

```

1
2  EXTRINSIC(HPF_LOCAL) SUBROUTINE NEWKI_DONT_HEBLOCK(X)
3  REAL X(:,:,:)
4  INTEGER BL(3)
5  INTEGER, ALLOCATABLE LIND1(:), LIND2(:), LIND3(:)
6  INTEGER, ALLOCATABLE UIND1(:), UIND2(:), UIND3(:)
7
8  BL = LOCAL_BLKCNT(X)
9
10  ALLOCATE LIND1(BL(1))
11  ALLOCATE LIND2(BL(2))
12  ALLOCATE LIND3(BL(3))
13
14  ALLOCATE UIND1(BL(1))
15  ALLOCATE UIND2(BL(2))
16  ALLOCATE UIND3(BL(3))
17
18  LIND1 = LOCAL_LINDEX(X, DIM = 1)
19  UIND1 = LOCAL_UINDEX(X, DIM = 1)
20
21  LIND2 = LOCAL_LINDEX(X, DIM = 2)
22  UIND2 = LOCAL_UINDEX(X, DIM = 2)
23
24  LIND3 = LOCAL_LINDEX(X, DIM = 3)
25  UIND3 = LOCAL_UINDEX(X, DIM = 3)
26
27  DO IB1 = 1, BL(1)
28    DO IB2 = 1, BL(2)
29      DO IB3 = 1, BL(3)
30        FORALL (I1 = LIND1(IB1) : UIND1(IB1), &
31              I2 = LIND2(IB2) : UIND2(IB2), &
32              I3 = LIND3(IB3) : UIND3(IB3) ) &
33          X(I1, I2, I3) = IB1 + 10*IB2 + 100*IB3
34      ENDDO
35    ENDDO
36  ENDDO
37  END SUBROUTINE NEWKI_DONT_HEBLOCK

```

GLOBAL_ALIGNMENT(ARRAY, ...)

This has the same interface and behavior as the HPF inquiry subroutine `HPF_ALIGNMENT`, but it returns information about the *global* HPF array actual argument associated with the local dummy argument `ARRAY`, rather than returning information about the local array.

GLOBAL_DISTRIBUTION(ARRAY, ...)

This has the same interface and behavior as the HPF inquiry subroutine `HPF_DISTRIBUTION`, but it returns information about the *global* HPF array actual argument associated with the

1 local dummy argument `ARRAY`, rather than returning information about the local array.

2
3 **GLOBAL_TEMPLATE(`ARRAY`, ...)**

4 This has the same interface and behavior as the HPF inquiry subroutine `HPF_TEMPLATE`,
5 but it returns information about the *global* HPF array actual argument associated with the
6 local dummy argument `ARRAY`, rather than returning information about the local array.
7

8
9 **GLOBAL_SHAPE(`SOURCE`)**

10 **Description.** Returns the shape of the global HPF actual argument associated with
11 an array or scalar dummy argument of an `HPF_LOCAL` procedure.
12

13 **Class.** Inquiry function.
14

15 **Argument.**

16 `SOURCE` may be of any type. It may be array valued or a scalar. It must be
17 a dummy argument of an `HPF_LOCAL` procedure which is argument
18 associated with a global HPF actual argument.
19

20 **Result Type, Type Parameter and Shape.** The result is a default integer array
21 of rank one whose size is equal to the rank of `SOURCE`.
22

23 **Result Value.** The value of the result is the shape of the global actual argument
24 associated with the actual argument associated with `SOURCE`.
25

26 **Examples.** Assuming `A` is declared by the statement

27 `INTEGER A(3:100, 200)`

28 and is argument associated with `B`, the value of `GLOBAL_SHAPE(B)` is $\begin{bmatrix} 98 & 200 \end{bmatrix}$. If `B`
29 is argument associated with the section, `A(5:10, 10)`, the value of `GLOBAL_SHAPE(B)`
30 is $\begin{bmatrix} 6 \end{bmatrix}$.
31
32

33 **GLOBAL_SIZE(`ARRAY`, `DIM`)**

34 **Optional argument.** `DIM`

35
36 **Description.** Returns the extent along a specified dimension of the global HPF
37 actual array argument associated with a dummy array argument of an `HPF_LOCAL`
38 procedure.
39

40 **Class.** Inquiry function.
41

42 **Argument.**

43 `ARRAY` may be of any type. It must not be a scalar. It must be a dummy
44 argument of an `HPF_LOCAL` procedure which is argument associated
45 with a global HPF actual argument.
46

47 `DIM` (optional) must be scalar and of type integer with a value in the range $1 \leq$
48 `DIM` $\leq n$, where n is the rank of `ARRAY`.

Result Type, Type Parameter and Shape. Default integer scalar. 1

Result Value. The result has a value equal to the extent of dimension DIM of the 2
actual argument associated with the actual argument associated with ARRAY or, if 3
DIM is absent, the total number of elements in the actual argument associated with 4
the actual argument associated with ARRAY. 5

Examples. Assuming A is declared by the statement 6

```
INTEGER A(3:10, 10) 7
```

and is argument associated with B, the value of GLOBAL_SIZE(B, 1) is 8. If B is 8
argument associated with the section, A(5:10, 2:4), the value of GLOBAL_SIZE(B) 9
is 18. 10

ABSTRACT_TO_PHYSICAL(ARRAY, INDEX, PROC) 11

Description. Returns processor identification for the physical processor associated 12
with a specified abstract processor relative to a global actual argument array. 13

Class. Subroutine. 14

Arguments. 15

ARRAY may be of any type; it must be a dummy array that is 16
associated with a global HPF array actual argument. It 17
is an INTENT(IN) argument. 18

INDEX must be a rank-1 integer array containing the coordinates 19
of an abstract processor in the processors arrangement 20
onto which the global HPF array is mapped. It is an 21
INTENT(IN) argument. The size of INDEX must equal the 22
rank of the processors arrangement. The value of the i^{th} 23
element must be in the range 1 to e_i , where e_i is the extent 24
of the i^{th} dimension of the processors arrangement. 25

PROC must be scalar and of type integer. It is an INTENT(OUT) 26
argument. It receives the identifying value for the physi- 27
cal processor associated with the abstract processor spec- 28
ified by INDEX. 29

PHYSICAL_TO_ABSTRACT(ARRAY, PROC, INDEX) 30

Description. Returns coordinates for an abstract processor, relative to a global 31
actual argument array, corresponding to a specified physical processor. 32

Class. Subroutine. 33

Arguments. 34

ARRAY may be of any type; it must be a dummy array that is 35
associated with a global HPF array actual argument. It 36
is an INTENT(IN) argument. 37

1 PROC must be scalar and of type default integer. It is an
 2 **INTENT(IN)** argument. It contains an identifying value
 3 for a physical processor.

4 INDEX must be a rank-1 integer array. It is an **INTENT(OUT)** ar-
 5 gument. The size of **INDEX** must equal the rank of the
 6 processor arrangement onto which the global HPF array
 7 is mapped. **INDEX** receives the coordinates within this
 8 processors arrangement of the abstract processor associ-
 9 ated with the physical processor specified by **PROC**. The
 10 value of the i^{th} element will be in the range 1 to e_i , where
 11 e_i is the extent of the i^{th} dimension of the processors ar-
 12 rangement.

13 This procedure can be used only on systems where there is a one-to-one correspondence
 14 between abstract processors and physical processors. On systems where this correspondence
 15 is one-to-many an equivalent, system-dependent procedure should be provided.

17 **LOCAL_TO_GLOBAL(ARRAY, L_INDEX, G_INDEX)**

19 **Description.** Converts a set of local coordinates within a local dummy array to an
 20 equivalent set of global coordinates within the associated global HPF actual argument
 21 array.

22 **Class.** Subroutine.

23 **Arguments.**

24 **ARRAY** may be of any type; it must be a dummy array that is
 25 associated with a global HPF array actual argument. It
 26 is an **INTENT(IN)** argument.

27 **L_INDEX** must be a rank-1 integer array whose size is equal to the
 28 rank of **ARRAY**. It is an **INTENT(IN)** argument. It contains
 29 the coordinates of an element within the local dummy
 30 array **ARRAY**. The value of the i^{th} element must be in the
 31 range 1 to e_i , where e_i is the extent of the i^{th} dimension
 32 of **ARRAY**.

33 **G_INDEX** must be a rank-1 integer array whose size is equal to
 34 the rank of **ARRAY**. It is an **INTENT(OUT)** argument. It re-
 35 ceives the coordinates within the global HPF array actual
 36 argument of the element identified within the local array
 37 by **L_INDEX**. The value of the i^{th} element will be in the
 38 range 1 to e_i , where e_i is the extent of the i^{th} dimension
 39 of the global HPF actual argument array associated with
 40 **ARRAY**.

41 **GLOBAL_TO_LOCAL(ARRAY, G_INDEX, L_INDEX, 42 LOCAL, NCOPIES, PROCS)**

43 **Optional arguments.** **L_INDEX**, **LOCAL**, **NCOPIES**, **PROCS**

Description. Converts a set of global coordinates within a global HPF actual argument array to an equivalent set of local coordinates within the associated local dummy array.

Class. Subroutine.

Arguments.

ARRAY may be of any type; it must be a dummy array that is associated with a global HPF array actual argument. It is an **INTENT(IN)** argument.

G_INDEX must be a rank-1 integer array whose size is equal to the rank of **ARRAY**. It is an **INTENT(IN)** argument. It contains the coordinates of an element within the global HPF array actual argument associated with the local dummy array **ARRAY**. The value of the i^{th} element must be in the range 1 to e_i , where e_i is the extent of the i^{th} dimension of the global HPF actual argument array associated with **ARRAY**.

L_INDEX (optional) must be a rank-1 integer array whose size is equal to the rank of **ARRAY**. It is an **INTENT(OUT)** argument. It receives the coordinates within a local dummy array of the element identified within the global actual argument array by **G_INDEX**. (These coordinates are identical on any processor that holds a copy of the identified global array element.)

The value of the i^{th} element will be in the range 1 to e_i , where e_i is the extent of the i^{th} dimension of **ARRAY**.

LOCAL (optional) must be scalar and of type **LOGICAL**. It is an **INTENT(OUT)** argument. It is set to **.TRUE.** if the local array contains a copy of the global array element and to **.FALSE.** otherwise.

NCOPIES (optional) must be scalar and of type integer. It is an **INTENT(OUT)** argument. It is set to the number of processors that hold a copy of the identified element of the global actual array.

PROCS (optional) must be a rank-1 integer array whose size is at least the number of processors that hold copies of the identified element of the global actual array. The identifying numbers of those processors are placed in **PROCS**. The order in which they appear is implementation dependent.

MY_PROCESSOR()

Description. Returns the identifying number of the calling physical processor.

Class. Pure function.

Result Type, Type Parameter, and Shape. The result is scalar and of type default integer.

Result Value. Returns the identifying number of the physical processor from which the call is made. This value is in the range $0 \leq \text{MY_PROCESSOR} \leq n - 1$ where n is the value returned by `NUMBER_OF_PROCESSORS`.

LOCAL_BLKCNT(ARRAY, DIM, PROC)

Optional arguments. DIM, PROC.

Description. Returns the number of blocks of elements in each dimension, or of a specific dimension of the array on a given processor.

Class. Pure function.

Arguments.

| | |
|-----------------|---|
| ARRAY | may be of any type; it must be a dummy array that is associated with a global HPF array actual argument. |
| DIM (optional) | must be scalar and of type integer with a value in the range $1 \leq \text{DIM} \leq n$, where n is the rank of ARRAY. The corresponding actual argument must not be an optional dummy argument. |
| PROC (optional) | must be scalar and of type integer. It must be a valid processor number. |

Result Type, Type Parameter, and Shape. The result is of type default integer. It is scalar if DIM is present; otherwise the result is an array of rank one and size n , where n is the rank of ARRAY.

Result Value.

Case (i): The value of `LOCAL_BLKCNT(ARRAY, DIM, PROC)` is the number of blocks of the ultimate align target of ARRAY in dimension DIM that are mapped to processor PROC and which have at least one element of ARRAY aligned to them.

Case (ii): `LOCAL_BLKCNT(ARRAY, DIM)` returns the same value as `LOCAL_BLKCNT(ARRAY, DIM, PROC=MY_PROCESSOR())`.

Case (iii): `LOCAL_BLKCNT(ARRAY)` has a value whose i^{th} component is equal to `LOCAL_BLKCNT(ARRAY, i)`, for $i = 1, \dots, n$, where n is the rank of ARRAY.

Examples. Given the declarations

```

REAL A(20,20), B(10)
!HPF$ TEMPLATE T(100,100)
!HPF$ ALIGN B(J) WITH A(*,J)
!HPF$ ALIGN A(I,J) WITH T(3*I, 2*J)

```

```

!HPF$ PROCESSORS PR(5,5) 1
!HPF$ DISTRIBUTE T(CYCLIC(3), CYCLIC(3)) ONTO PR 2
!HPF$ CALL LOCAL_COMPUTE(A, B) 3
... 4
... 5
... 6
EXTRINSIC(HPF_LOCAL) SUBROUTINE LOCAL_COMPUTE(X, Y) 7
USE HPF_LOCAL_LIBRARY 8
REAL X(:, :), Y(:) 9
INTEGER NBY(1), NBX(2) 10
NBX = LOCAL_BLKCNT(X) 11
NBY = LOCAL_BLKCNT(Y) 12

```

the values returned on the physical processor corresponding to PR(2,4) in NBX is $\begin{bmatrix} 4 & 3 \end{bmatrix}$ and in NBY is $\begin{bmatrix} 1 \end{bmatrix}$.

LOCAL_INDEX(ARRAY, DIM, PROC)

Optional argument. PROC.

Description. Returns the lowest local index of all blocks of an array dummy argument in a given dimension on a processor.

Class. Pure function.

Arguments.

| | |
|-----------------|---|
| ARRAY | may be of any type; it must be a dummy array that is associated with a global HPF array actual argument. |
| DIM | must be scalar and of type integer with a value in the range $1 \leq \text{DIM} \leq n$, where n is the rank of ARRAY. |
| PROC (optional) | must be scalar and of type integer. It must be a valid processor number. |

Result Type, Type Parameter, and Shape. The result is a rank-one array of type default integer and size b , where b is the value returned by LOCAL_BLKCNT(ARRAY, DIM [, PROC])

Result Value.

Case (i): The value of LOCAL_INDEX(ARRAY, DIM, PROC) has a value whose i^{th} component is the local index of the first element of the i^{th} block in dimension DIM of ARRAY on processor PROC. The value of the i^{th} element will be in the range 1 to e_i , where e_i is the extent of the i^{th} dimension of ARRAY.

Case (ii): LOCAL_INDEX(ARRAY, DIM) returns the same value as LOCAL_INDEX(ARRAY, DIM, PROC=MY_PROCESSOR()).

1 **Examples.** With the same declarations as in the example under `LOCAL_BLKCNT`, on
 2 the physical processor corresponding to `PR(2,4)` the value returned by
 3 `LOCAL_LINDEX(X, DIM=1)` is $\begin{bmatrix} 1 & 2 & 3 & 4 \end{bmatrix}$;
 4 the value of `LOCAL_LINDEX(X, DIM=2)` is $\begin{bmatrix} 1 & 3 & 4 \end{bmatrix}$.

7 `LOCAL_UINDEX(ARRAY, DIM, PROC)`

8 **Optional argument.** `PROC`.

10 **Description.** Returns the highest local index of all blocks of an array dummy
 11 argument in a given dimension on a processor.

12 **Class.** Pure function.

14 **Arguments.**

| | |
|---------------------------------|---|
| 15 <code>ARRAY</code> | may be of any type; it must be a dummy array that is associated with a global HPF array actual argument. |
| 16 <code>DIM</code> | must be scalar and of type integer with a value in the range $1 \leq \text{DIM} \leq n$, where n is the rank of <code>ARRAY</code> . |
| 17 <code>PROC</code> (optional) | must be scalar and of type integer. It must be a valid processor number. |

18 **Result Type, Type Parameter, and Shape.** The result is a rank-one
 19 array of type default integer and size b , where b is the value returned by
 20 `LOCAL_BLKCNT(ARRAY, DIM [, PROC])`

21 **Result Value.**

22 *Case (i):* The value of `LOCAL_UINDEX(ARRAY, DIM, PROC)` has a value whose i^{th}
 23 component is the local index of the last element of the i^{th} block in di-
 24 mension `DIM` of `ARRAY` on processor `PROC`. The value of the i^{th} element
 25 will be in the range 1 to e_i , where e_i is the extent of the i^{th} dimension of
 26 `ARRAY`.

27 *Case (ii):* `LOCAL_UINDEX(ARRAY, DIM)` returns the same value as
 28 `LOCAL_UINDEX(ARRAY, DIM, PROC=MY_PROCESSOR())`.

29 **Examples.** With the same declarations as in the example under `LOCAL_BLKCNT`, on
 30 the physical processor corresponding to `PR(2,4)` the value returned by
 31 `LOCAL_UINDEX(X, DIM=1)` is $\begin{bmatrix} 1 & 2 & 3 & 4 \end{bmatrix}$;
 32 the value of `LOCAL_UINDEX(X, DIM=2)` is $\begin{bmatrix} 2 & 3 & 4 \end{bmatrix}$.

42 11.7.2 Library Access from Serial Extrinsics

43 A `SERIAL` subprogram may contain references to any `HPF_LIBRARY` procedure or HPF intrinsic
 44 function, except `HPF_ALIGNMENT`, `HPF_DISTRIBUTION` or `HPF_TEMPLATE`. Within a `SERIAL`
 45 scope the `HPF_LOCAL_LIBRARY` module must not be used.

46 References to the intrinsic functions `NUMBER_OF_PROCESSORS` and `PROCESSORS_SHAPE`
 47 will return the same value as if the function reference appeared in global HPF.
 48

1
2
3
4
5
6
7
8
9
10
11
12
13
14
15
16
17
18
19
20
21
22
23
24
25
26
27
28
29
30
31
32
33
34
35
36
37
38
39
40
41
42
43
44
45
46
47
48

Section 12

Approved Extensions to the HPF Intrinsic and Library Procedures

This chapter describes intrinsic and library routines that have been approved as extensions to HPF Version 2.0.

The extended intrinsic procedures include a transpose function that generalizes the Fortran `TRANSPOSE` intrinsic function. Certain algorithms require access to multidimensional arrays along different axes. In modern machines, it will usually be best to make the array axis along which an inner loop runs the first axis, so that in local memory the elements will be contiguous. A generalized transpose is required to do this data rearrangement, which is not simply a data remapping. In many cases, the result of the transpose will be assigned to a variable whose first axis is distributed with a *dist-format* of (*).

For this sort of operation, `FORALL` is adequate when the rank and the particular set of axes to be exchanged are known; for example:

```
FORALL(I1 = 1:SIZE(ARRAY,1))
  FORALL(I2 = 1:SIZE(ARRAY,2))
    FORALL(I3 = 1:SIZE(ARRAY,3))
      RESULT(I3,I1,I2) = ARRAY(I1,I2,I3)
    ENDFORALL
  ENDFORALL
ENDFORALL
```

If, however, the relation between input and result axes is to be variable, `FORALL` is an inconvenient idiom. Thus we have generalized the `TRANSPOSE` intrinsic function, allowing as arguments an input array (which is to be transposed) of any nonzero rank, and an integer rank-one array (giving the axis permutation) whose size is the rank of the first input array.

The default value for the order argument makes this an extension of the existing Fortran one-argument `TRANSPOSE` function.

Two new intrinsic inquiry functions, `ACTIVE_NUM_PROCS` and `ACTIVE_PROCS_SHAPE` are useful for determining the size and the shape of the processor subset executing the program, as modified by `ON` constructs.

The extended library consists of mapping inquiry subroutines. Extended versions of `HPF_ALIGNMENT` and `HPF_TEMPLATE` allow an additional, optional, `DYNAMIC` output argument. This allows a program to determine whether an object, or its align ultimate target, has the `DYNAMIC` attribute. There is a new version of `HPF_DISTRIBUTION`, and two new mapping

inquiry subroutines that are especially useful for determining mappings produced by the general block and indirect distribution forms.

12.1 Specifications of Extended Intrinsic Procedures

ACTIVE_NUM_PROCS(DIM)

Optional Argument. DIM

Description. Returns the total number of processors currently executing the program or the number of processors currently executing the program along a specified dimension of the processor array, as determined by the innermost ON block.

Class. Processors inquiry function.

Arguments.

DIM (optional) must be scalar and of type integer with a value in the range $1 \leq \text{DIM} \leq n$ where n is the rank of the processor array.

Result Type, Type Parameter, and Shape. Default integer scalar.

Result Value. The result has a value equal to the extent of dimension DIM of the processor array determined by the innermost containing ON block or, if DIM is absent, the total number of elements of this processor array. The result is always greater than zero. Outside of any ON block, the result is the same as that returned by NUMBER_OF_PROCESSORS().

Examples. The program fragment

```

INTEGER X(16, 3)
!hpf$ TEMPLATE T(16, 8)
!hpf$ PROCESSORS PROCS(4, 4)
!hpf$ ALIGN X(I, J) WITH T(I, 3*J-1)
!hpf$ DISTRIBUTE T(CYCLIC(2), BLOCK) ONTO PROCS
!hpf$ ON      (PROCS(:, :)) BEGIN
!hpf$ ON HOME(X(2:12:10, :)) BEGIN
PRINT *, ACTIVE_NUM_PROCS()
PRINT *, ACTIVE_NUM_PROCS(DIM=1)
PRINT *, ACTIVE_NUM_PROCS(DIM=2)
!hpf$ END ON
!hpf$ END ON

```

prints 6, 2 and 3 regardless of the size or shape of the hardware processor array on which the program is running,

ACTIVE_PROCS_SHAPE()

Description. Returns the shape of the currently active processor array, as determined by the innermost **ON** block.

Class. Processors inquiry function.

Arguments. None

Result Type, Type Parameter, and Shape. The result is a default integer array of rank one whose size is equal to the rank of the processor array determined by the innermost containing **ON** block.

Result Value. The value of the result is the shape of the processor array determined by the innermost containing **ON** block. Outside of any **ON** block, the result is the same as that returned by **PROCESSORS_SHAPE()**.

Examples. The program fragment

```

19      INTEGER X(16, 3)
20      !hpf$ TEMPLATE T(16, 8)
21      !hpf$ PROCESSORS PROCS(4, 4)
22      !hpf$ ALIGN X(I, J) WITH T(I, 3*J-1)
23      !hpf$ DISTRIBUTE T(CYCLIC(2), BLOCK) ONTO PROCS
24      !hpf$ ON      (PROCS(:, :)) BEGIN
25          PRINT *, ACTIVE_PROCS_SHAPE()
26          !hpf$ ON HOME(X(2:12:10, :)) BEGIN
27              PRINT *, ACTIVE_PROCS_SHAPE()
28          !hpf$ END ON
29      !hpf$ END ON
30

```

prints 4, 4 and 2, 3 regardless of the size or shape of the hardware processor array on which the program is running,

TRANSPOSE(ARRAY, ORDER)

Optional Argument. ORDER

Description. Permute the axes (a generalized transpose) of an array.

Class. Transformational function.

Arguments.

| | |
|------------------|---|
| ARRAY | may be of any type, and must be array valued. |
| ORDER (optional) | must be of type integer, rank one, and of size equal to the rank of ARRAY. Its elements must be a permutation of $(1, 2, \dots, n)$, where n is RANK(ARRAY) . |

Result Type, Type Parameters, and Shape. The result is an array of the same rank, type, and type parameters as `ARRAY`. Its shape satisfies the relation `RS(ORDER) == AS`, where `RS` is the shape of the result and `AS` is `SHAPE(ARRAY)`. If `ORDER` is absent, it defaults to $(n, n - 1, \dots, 1)$, where n is `RANK(ARRAY)`.

Result value. Element (j_1, j_2, \dots, j_n) of the result is `ARRAY(j_order(1), j_order(2), ..., j_order(n))`.

Examples. For an array of rank two, `TRANSPOSE(ARRAY)` is the usual matrix transpose.

If `ARRAY` has shape $\begin{bmatrix} 1 & 2 & 3 \end{bmatrix}$ and `ARRAY(1, :, :)` is $\begin{bmatrix} 111 & 112 & 113 \\ 121 & 122 & 123 \end{bmatrix}$ and `ORDER` is $\begin{bmatrix} 3 & 1 & 2 \end{bmatrix}$ then the shape of the result is $\begin{bmatrix} 2 & 3 & 1 \end{bmatrix}$; if `R` is the result then `R(:, :, 1)` is equal to `ARRAY(1, :, :)`. The rule is that axis i of `ARRAY` becomes axis `ORDER(i)` of the result.

12.2 Specifications of Extended Library Procedures

`HPF_ALIGNMENT(ALIGNEE, LB, UB, STRIDE, AXIS_MAP, IDENTITY_MAP, DYNAMIC, NCOPIES)`

Optional Arguments. `LB`, `UB`, `STRIDE`, `AXIS_MAP`, `IDENTITY_MAP`, `DYNAMIC`, `NCOPIES`

Description. Returns information regarding the correspondence of a variable and the *align-target* (array or template) to which it is ultimately aligned.

Class. Mapping inquiry subroutine.

Arguments.

`ALIGNEE` may be of any type. It may be scalar or array valued. It must not be an assumed-size array. It must not be a pointer that is disassociated or an allocatable array that is not allocated. It is an `INTENT (IN)` argument.

If `ALIGNEE` has the pointer attribute, information about the alignment of its target is returned. The target must not be an assumed-size dummy argument or a section of an assumed-size dummy argument.

`LB (optional)` must be of type default integer and of rank one. Its size must be at least equal to the rank of `ALIGNEE`. It is an `INTENT (OUT)` argument. The first element of the i^{th} axis of `ALIGNEE` is ultimately aligned to the `LB(i)`th *align-target* element along the axis of the *align-target* associated with the i^{th} axis of `ALIGNEE`. If the i^{th} axis of `ALIGNEE` is a collapsed axis, `LB(i)` is implementation dependent.

| | | |
|----|-------------------------|---|
| 1 | UB (optional) | must be of type default integer and of rank one. Its size must be at least equal to the rank of <code>ALIGNEE</code> . It is an <code>INTENT (OUT)</code> argument. The last element of the i^{th} axis of <code>ALIGNEE</code> is ultimately aligned to the <code>UB(i)th align-target</code> element along the axis of the <i>align-target</i> associated with the i^{th} axis of <code>ALIGNEE</code> . If the i^{th} axis of <code>ALIGNEE</code> is a collapsed axis, <code>UB(i)</code> is implementation dependent. |
| 2 | | |
| 3 | | |
| 4 | | |
| 5 | | |
| 6 | | |
| 7 | | |
| 8 | | |
| 9 | STRIDE (optional) | must be of type default integer and of rank one. Its size must be at least equal to the rank of <code>ALIGNEE</code> . It is an <code>INTENT (OUT)</code> argument. The i^{th} element of <code>STRIDE</code> is set to the stride used in aligning the elements of <code>ALIGNEE</code> along its i^{th} axis. If the i^{th} axis of <code>ALIGNEE</code> is a collapsed axis, <code>STRIDE(i)</code> is zero. |
| 10 | | |
| 11 | | |
| 12 | | |
| 13 | | |
| 14 | | |
| 15 | | |
| 16 | AXIS_MAP (optional) | must be of type default integer and of rank one. Its size must be at least equal to the rank of <code>ALIGNEE</code> . It is an <code>INTENT (OUT)</code> argument. The i^{th} element of <code>AXIS_MAP</code> is set to the <i>align-target</i> axis associated with the i^{th} axis of <code>ALIGNEE</code> . If the i^{th} axis of <code>ALIGNEE</code> is a collapsed axis, <code>AXIS_MAP(i)</code> is 0. |
| 17 | | |
| 18 | | |
| 19 | | |
| 20 | | |
| 21 | | |
| 22 | IDENTITY_MAP (optional) | must be scalar and of type default logical. It is an <code>INTENT (OUT)</code> argument. It is set to true if the ultimate <i>align-target</i> associated with <code>ALIGNEE</code> has a shape identical to <code>ALIGNEE</code> , the axes are mapped using the identity permutation, and the strides are all positive (and therefore equal to 1, because of the shape constraint); otherwise it is set to false. If a variable has not appeared as an <i>alignee</i> in an <code>ALIGN</code> or <code>REALIGN</code> directive, and does not have the <code>INHERIT</code> attribute, then <code>IDENTITY_MAP</code> must be true; it can be true in other circumstances as well. |
| 23 | | |
| 24 | | |
| 25 | | |
| 26 | | |
| 27 | | |
| 28 | | |
| 29 | | |
| 30 | | |
| 31 | | |
| 32 | | |
| 33 | DYNAMIC (optional) | must be scalar and of type default logical. It is an <code>INTENT (OUT)</code> argument. It is set to true if <code>ALIGNEE</code> has the <code>DYNAMIC</code> attribute; otherwise it is set to false. |
| 34 | | |
| 35 | | |
| 36 | NCOPIES (optional) | must be scalar and of type default integer. It is an <code>INTENT (OUT)</code> argument. It is set to the number of copies of <code>ALIGNEE</code> that are ultimately aligned to <i>align-target</i> . For a non-replicated variable, it is set to one. |
| 37 | | |
| 38 | | |
| 39 | | |
| 40 | | |
| 41 | | If <code>ALIGNEE</code> is scalar, then no elements of <code>LB</code> , <code>UB</code> , <code>STRIDE</code> , or <code>AXIS_MAP</code> are set. |
| 42 | | |

Examples.

```

43
44
45     REAL PI = 3.1415927
46     DIMENSION A(10,10),B(20,30),C(20,40,10),D(40)
47 !HPF$ TEMPLATE T(40,20)
48 !HPF$ DYNAMIC A

```

```

!HPF$ ALIGN A(I,:) WITH T(1+3*I,2:20:2)
!HPF$ ALIGN C(I,*,J) WITH T(J,21-I)
!HPF$ ALIGN D(I) WITH T(I,4)
!HPF$ PROCESSORS PROCS(4,2), SCALARPROC
!HPF$ DISTRIBUTE T(BLOCK,BLOCK) ONTO PROCS
!HPF$ DISTRIBUTE B(CYCLIC,BLOCK) ONTO PROCS
!HPF$ DISTRIBUTE ONTO SCALARPROC :: PI

```

assuming that the actual mappings are as the directives specify, the results of calling HPF_ALIGNMENT are:

| | A | B | C | D |
|--------------|----------|----------|---------------|-------|
| LB | [4, 2] | [1, 1] | [20, N/A, 1] | [1] |
| UB | [31, 20] | [20, 30] | [1, N/A, 10] | [40] |
| STRIDE | [3, 2] | [1, 1] | [-1, 0, 1] | [1] |
| AXIS_MAP | [1, 2] | [1, 2] | [2, 0, 1] | [1] |
| IDENTITY_MAP | false | true | false | false |
| DYNAMIC | true | false | false | false |
| NCOPIES | 1 | 1 | 1 | 1 |

where “N/A” denotes a implementation-dependent result. To illustrate the use of NCOPIES, consider:

```

LOGICAL BOZO(20,20), RONALD_MCDONALD(20)
!HPF$ TEMPLATE EMMETT_KELLY(100,100)
!HPF$ ALIGN RONALD_MCDONALD(I) WITH BOZO(I,*)
!HPF$ ALIGN BOZO(J,K) WITH EMMETT_KELLY(J,5*K)

```

Then CALL HPF_ALIGNMENT(RONALD_MCDONALD, NCOPIES = NC) sets NC to 20. Now consider:

```

LOGICAL BOZO(20,20), RONALD_MCDONALD(20)
!HPF$ TEMPLATE WILLIE_WHISTLE(100)
!HPF$ ALIGN RONALD_MCDONALD(I) WITH BOZO(I,*)
!HPF$ ALIGN BOZO(J,*) WITH WILLIE_WHISTLE(5*J)

```

Then CALL HPF_ALIGNMENT(RONALD_MCDONALD, NCOPIES = NC) sets NC to one.

HPF_DISTRIBUTION(DISTRIBUTE, AXIS_TYPE, AXIS_INFO, PROCESSORS_RANK, PROCESSORS_SHAPE, PLB, PUB, PSTRIDE, LOW_SHADOW, HIGH_SHADOW)

Optional Arguments. AXIS_TYPE, AXIS_INFO, PROCESSORS_RANK, PROCESSORS_SHAPE, PLB, PUB, PSTRIDE, LOW_SHADOW, HIGH_SHADOW.

Description. The HPF_DISTRIBUTION subroutine returns information regarding the distribution of the ultimate *align-target* associated with a variable.

Class. Mapping inquiry subroutine.

Arguments.

1 **DISTRIBUTE** may be of any type. It may be scalar or array valued. It
2 must not be sequential. It must not be a pointer that is
3 disassociated or an allocatable array that is not allocated.
4 It is an **INTENT (IN)** argument.

5 **AXIS_TYPE** (optional) must be a rank one array of type default character. It
6 may be of any length, although it must be of length
7 at least 9 in order to contain the complete value. Its
8 elements are set to the values below as if by a char-
9 acter intrinsic assignment statement. Its size must be
10 at least equal to the rank of the *align-target* to which
11 **DISTRIBUTE** is ultimately aligned; this is the value re-
12 turned by **HPF_TEMPLATE** in **TEMPLATE_RANK**. It is an
13 **INTENT (OUT)** argument. Its i^{th} element contains infor-
14 mation on the distribution of the i^{th} axis of that *align-*
15 *target*. The following values are defined by HPF (imple-
16 mentations may define other values):

17 '**BLOCK**' The axis is distributed **BLOCK**. The correspond-
18 ing element of **AXIS_INFO** contains the block size.
19 '**GEN_BLOCK**' The axis is distributed **BLOCK(array)**. The
20 value of the corresponding element of **AXIS_INFO** is
21 implementation dependent.
22 '**COLLAPSED**' The axis is collapsed (distributed with the
23 "*****" specification). The value of the corresponding
24 element of **AXIS_INFO** is implementation dependent.
25 '**CYCLIC**' The axis is distributed **CYCLIC**. The corre-
26 sponding element of **AXIS_INFO** contains the block
27 size.
28 '**INDIRECT**' The axis is distributed
29 **INDIRECT(map-array)**. The value of the corre-
30 sponding element of **AXIS_INFO** is implementation
31 dependent.

32 **AXIS_INFO** (optional) must be a rank one array of type default integer, and size
33 at least equal to the rank of the *align-target* to which
34 **DISTRIBUTE** is ultimately aligned (which is returned by
35 **HPF_TEMPLATE** in **TEMPLATE_RANK**). It is an **INTENT (OUT)**
36 argument. The i^{th} element of **AXIS_INFO** contains the
37 block size in the block or cyclic distribution of the i^{th} axis
38 of the ultimate *align-target* of **DISTRIBUTE**; if that axis
39 is a collapsed axis, then the value is implementation de-
40 pendent.

41 **PROCESSORS_RANK** (optional) must be scalar and of type default integer. It is set
42 to the rank of the processor arrangement onto which
43 **DISTRIBUTE** is distributed. It is an **INTENT (OUT)** ar-
44 gument.

| | | |
|-----------------------------|---|---|
| PROCESSORS_SHAPE (optional) | <p>must be a rank one array of type default integer and of size at least equal to the value, m, returned in PROCESSORS_RANK. It is an INTENT (OUT) argument. Its first m elements are set to the shape of the processor arrangement onto which DISTRIBUTE is mapped. (It may be necessary to call HPF_DISTRIBUTION twice, the first time to obtain the value of PROCESSORS_RANK in order to allocate PROCESSORS_SHAPE.)</p> | 1 2 3 4 5 6 7 8 |
| PLB (optional) | <p>must be a rank one array of type default integer and of size at least equal to the rank of the ultimate <i>align-target</i> of DISTRIBUTE. It is an INTENT (OUT) argument. The i^{th} element is set to the smallest processor index ONTO which the i^{th} axis of the ultimate <i>align-target</i> of DISTRIBUTE is mapped; if that axis is collapsed, then the corresponding element of PLB is implementation dependent. The value returned is in the range 1 to e_i where e_i is the extent of processor arrangement axis onto which the selected axis of the ultimate <i>align-target</i> of DISTRIBUTE is mapped.</p> | 9 10 11 12 13 14 15 16 17 18 19 20 |
| PUB (optional) | <p>must be a rank one array of type default integer and of size at least equal to the rank of the ultimate <i>align-target</i> of DISTRIBUTE. It is an INTENT (OUT) argument. The i^{th} element is set to the largest processor index ONTO which the i^{th} axis of the ultimate <i>align-target</i> of DISTRIBUTE is mapped; if that axis is collapsed, then the corresponding element of PUB is implementation dependent. The value returned is in the range 1 to e_i where e_i is the extent of processor arrangement axis onto which the selected axis of the ultimate <i>align-target</i> of DISTRIBUTE is mapped.</p> | 21 22 23 24 25 26 27 28 29 30 31 |
| PSTRIDE (optional) | <p>must be a rank one array of type default integer and of size at least equal to the rank of DISTRIBUTE. It is an INTENT (OUT) argument. The i^{th} element is set to the interprocessor stride in the ONTO clause with which the i^{th} axis of DISTRIBUTE is mapped; if that axis is collapsed, then the corresponding element of PSTRIDE is set to zero.</p> | 32 33 34 35 36 37 38 39 |
| LOW_SHADOW (optional) | <p>must be a rank one array of type default integer, and size at least equal to the rank of the <i>align-target</i> to which DISTRIBUTE is ultimately aligned (which is returned by HPF_TEMPLATE in TEMPLATE_RANK). It is an INTENT (OUT) argument. The i^{th} element of LOW_SHADOW contains the low-side shadow width in the block or cyclic distribution of the i^{th} axis of the ultimate <i>align-target</i> of DISTRIBUTE; if that axis is a collapsed axis, then the value is implementation dependent.</p> | 40 41 42 43 44 45 46 47 48 |

`HIGH_SHADOW` (optional) must be a rank one array of type default integer, and size at least equal to the rank of the *align-target* to which `DISTRIBUTE` is ultimately aligned (which is returned by `HPF_TEMPLATE` in `TEMPLATE_RANK`). It is an `INTENT (OUT)` argument. The i^{th} element of `HIGH_SHADOW` contains the high-side shadow width in the block or cyclic distribution of the i^{th} axis of the ultimate *align-target* of `DISTRIBUTE`; if that axis is a collapsed axis, then the value is implementation dependent.

Example. Given the declarations in the example illustrating `HPF_ALIGNMENT` and assuming that the actual mappings are as the directives specify, the results of `HPF_DISTRIBUTION` are:

| | A | B | PI |
|-------------------------------|--------------------|---------------------|-----|
| <code>AXIS_TYPE</code> | ['BLOCK', 'BLOCK'] | ['CYCLIC', 'BLOCK'] | [] |
| <code>AXIS_INFO</code> | [10, 10] | [1, 15] | [] |
| <code>PROCESSORS_SHAPE</code> | [4, 2] | [2, 2] | [] |
| <code>PROCESSORS_RANK</code> | 2 | 2 | 0 |
| <code>PLB</code> | [4, 1] | [2, 1] | [] |
| <code>PUB</code> | [1, 2] | [3, 2] | [] |
| <code>PSTRIDE</code> | [-1,1] | [1, 1] | [] |

`HPF_TEMPLATE(ALIGNEE, TEMPLATE_RANK, LB, UB, AXIS_TYPE, AXIS_INFO, NUMBER_ALIGNED, DYNAMIC)`

Optional Arguments. `LB`, `UB`, `AXIS_TYPE`, `AXIS_INFO`, `NUMBER_ALIGNED`, `TEMPLATE_RANK`, `DYNAMIC`

Description. The `HPF_TEMPLATE` subroutine returns information regarding the ultimate *align-target* associated with a variable; `HPF_TEMPLATE` returns information concerning the variable from the point of view of its ultimate *align-target*, while `HPF_ALIGNMENT` returns information from the variable's point of view.

Class. Mapping inquiry subroutine.

Arguments.

`ALIGNEE` may be of any type. It may be scalar or array valued. It must not be an assumed-size array. It must not be a pointer that is disassociated or an allocatable array that is not allocated. It is an `INTENT (IN)` argument.

If `ALIGNEE` has the pointer attribute, information about the alignment of its target is returned. The target must not be an assumed-size dummy argument or a section of an assumed-size dummy argument.

`TEMPLATE_RANK` (optional) must be scalar and of type default integer. It is an `INTENT (OUT)` argument. It is set to the rank of the ultimate *align-target*. This can be different from the rank of the `ALIGNEE`, due to collapsing and replicating.

| | | |
|---------------------------|---|--|
| LB (optional) | must be of type default integer and of rank one. Its size must be at least equal to the rank of the <i>align-target</i> to which ALIGNEE is ultimately aligned; this is the value returned in TEMPLATE_RANK. It is an INTENT (OUT) argument. The i^{th} element of LB contains the declared <i>align-target</i> lower bound for the i^{th} template axis. | 1 2 3 4 5 6 |
| UB (optional) | must be of type default integer and of rank one. Its size must be at least equal to the rank of the <i>align-target</i> to which ALIGNEE is ultimately aligned; this is the value returned in TEMPLATE_RANK. It is an INTENT (OUT) argument. The i^{th} element of UB contains the declared <i>align-target</i> upper bound for the i^{th} template axis. | 7 8 9 10 11 12 13 |
| AXIS_TYPE (optional) | must be a rank one array of type default character. It may be of any length, although it must be of length at least 10 in order to contain the complete value. Its elements are set to the values below as if by a character intrinsic assignment statement. Its size must be at least equal to the rank of the <i>align-target</i> to which ALIGNEE is ultimately aligned; this is the value returned in TEMPLATE_RANK. It is an INTENT (OUT) argument. The i^{th} element of AXIS_TYPE contains information about the i^{th} axis of the <i>align-target</i> . The following values are defined by HPF (implementations may define other values): | 14 15 16 17 18 19 20 21 22 23 24 |
| | 'NORMAL' The <i>align-target</i> axis has an axis of ALIGNEE aligned to it. For elements of AXIS_TYPE assigned this value, the corresponding element of AXIS_INFO is set to the number of the axis of ALIGNEE aligned to this <i>align-target</i> axis. | 25 26 27 28 29 30 |
| | 'REPLICATED' ALIGNEE is replicated along this <i>align-target</i> axis. For elements of AXIS_TYPE assigned this value, the corresponding element of AXIS_INFO is set to the number of copies of ALIGNEE along this <i>align-target</i> axis. | 31 32 33 34 35 |
| | 'SINGLE' ALIGNEE is aligned with one coordinate of the <i>align-target</i> axis. For elements of AXIS_TYPE assigned this value, the corresponding element of AXIS_INFO is set to the <i>align-target</i> coordinate to which ALIGNEE is aligned. | 36 37 38 39 40 |
| AXIS_INFO (optional) | must be of type default integer and of rank one. Its size must be at least equal to the rank of the <i>align-target</i> to which ALIGNEE is ultimately aligned; this is the value returned in TEMPLATE_RANK. It is an INTENT (OUT) argument. See the description of AXIS_TYPE above. | 41 42 43 44 45 46 |
| NUMBER_ALIGNED (optional) | must be scalar and of type default integer. It is an INTENT (OUT) argument. It is set to the total number | 47 48 |

of variables aligned to the ultimate *align-target*. This is the number of variables that are moved if the *align-target* is redistributed.

DYNAMIC (optional) must be scalar and of type default logical. It is an **INTENT(OUT)** argument. It is set to true if the *align-target* has the **DYNAMIC** attribute, and to false otherwise.

Example. Given the declarations in the example illustrating **HPF_ALIGNMENT**, and assuming that the actual mappings are as the directives specify, the results of **HPF_TEMPLATE** are:

| | A | C | D |
|----------------|-------------------------|-------------------------|-------------------------|
| LB | [1, 1] | [1, 1] | [1, 1] |
| UB | [40, 20] | [40, 20] | [40, 20] |
| AXIS_TYPE | ['NORMAL', 'NORMAL'] | ['NORMAL', 'NORMAL'] | ['NORMAL', 'SINGLE'] |
| AXIS_INFO | [1, 2] | [3, 1] | [1, 4] |
| NUMBER_ALIGNED | 3 | 3 | 3 |
| TEMPLATE_RANK | 2 | 2 | 2 |
| DYNAMIC | false | false | false |

HPF_MAP_ARRAY(ARRAY, TEMPLATE_DIM, MAP_ARRAY)

Description. Returns the map array used in the indirect distribution of axis **TEMPLATE_DIM** of the ultimate *align-target* associated with **ARRAY**.

Class. Mapping inquiry subroutine.

Arguments.

ARRAY may be of any type. It must not be scalar. It must not be sequential. It must not be a pointer that is disassociated or an allocatable array that is not allocated. It is an **INTENT(IN)** argument.

TEMPLATE_DIM must be scalar and of type default integer. Its value must be between one and the rank of the ultimate *align-target* of **ARRAY**. It is an **INTENT(IN)** argument.

MAP_ARRAY must be of type default integer and of rank one. Its size must be no smaller than the extent of the **PROCESSORS_DIM**th axis of the processors arrangement onto which is distributed the ultimate *align-target* associated with **ARRAY**. It is an **INTENT(OUT)** argument.

The *i*th element of **MAP_ARRAY** is set to the processor index to which the *i*th element of the ultimate *align-target* of **ARRAY** along axis **TEMPLATE_DIM** is mapped. If axis **TEMPLATE_DIM** of the ultimate *align-target* of **ARRAY** is collapsed, then all elements of the result have the value one.

Example. Given the declarations

```

DIMENSION A(2)
!HPF$ TEMPLATE T(4,8)
!HPF$ ALIGN A(I,*) WITH T(2*I,5)
!HPF$ PROCESSORS PROCS(2,2)
!HPF$ DISTRIBUTE T(INDIRECT( (/1,2,2,1/) ), BLOCK( (/3,5/) )) ONTO PROCS

```

assuming that the actual mappings are as the directives specify, Then after calling HPF_MAP_ARRAY(A,TEMPLATE_DIM=1, MAP_ARRAY=M), M has the value $\begin{bmatrix} 1 & 2 & 2 & 1 \end{bmatrix}$. After calling HPF_MAP_ARRAY(A,TEMPLATE_DIM=2, MAP_ARRAY=M), M has the value $\begin{bmatrix} 1 & 1 & 1 & 2 & 2 & 2 & 2 & 2 \end{bmatrix}$.

HPF_NUMBER_MAPPED(ARRAY, PROCESSORS_DIM, NUMBER_MAPPED)

Description. Returns the number of elements of the ultimate *align-target* of ARRAY mapped to the each element of axis PROCESSORS_DIM of the processors arrangement onto which the ultimate *align-target* of ARRAY is distributed.

Class. Mapping inquiry subroutine.

Arguments.

| | |
|----------------|---|
| ARRAY | may be of any type. It must not be scalar. It must not be sequential. It must not be a pointer that is disassociated or an allocatable array that is not allocated. |
| PROCESSORS_DIM | must be scalar and of type default integer. Its value must be between one and the rank of the processors arrangement onto which the ultimate <i>align-target</i> of ARRAY is distributed. |
| NUMBER_MAPPED | must be of type default integer and of rank one. Its size must be no smaller than the extent of axis PROCESSORS_DIM of the processors arrangement onto which the ultimate <i>align-target</i> of ARRAY is distributed. The i^{th} element of NUMBER_MAPPED is set to the number of elements of an axis of the ultimate <i>align-target</i> of ARRAY that are mapped to the i^{th} processor of axis PROCESSORS_DIM of the processors arrangement onto which the ultimate <i>align-target</i> of ARRAY is distributed. If axis PROCESSORS_DIM of the processors arrangement onto which the ultimate <i>align-target</i> of ARRAY is distributed is associated with a BLOCK distributed axis, then MAP_ARRAY is set to the array of block sizes used to distribute that axis. |

Example. Given the declarations

```

1      DIMENSION A(2,40)
2      !HPF$ TEMPLATE T(4,8,4,16)
3      !HPF$ ALIGN A(I,*) WITH T(2*I, 5, *, *)
4      !HPF$ PROCESSORS PROCS(2,2,3)
5      !HPF$ DISTRIBUTE T(INDIRECT((/2,2,1,2/)), BLOCK((/3,5/)), *, BLOCK) &
6      !HPF$      ONTO PROCS

```

7
8 assuming that the actual mappings are as the directives specify, after calling
9 HPF_NUMBER_MAPPED(A,PROCESSORS_DIM=1, NUMBER_MAPPED = M) M has the value $\begin{bmatrix} 1 & 3 \end{bmatrix}$;
10 after calling HPF_NUMBER_MAPPED(A,PROCESSORS_DIM=2, NUMBER_MAPPED = M) M has the
11 value $\begin{bmatrix} 3 & 5 \end{bmatrix}$; after calling HPF_NUMBER_MAPPED(A,PROCESSORS_DIM=3, NUMBER_MAPPED =
12 M) M has the value $\begin{bmatrix} 6 & 6 & 4 \end{bmatrix}$.
13
14
15
16
17
18
19
20
21
22
23
24
25
26
27
28
29
30
31
32
33
34
35
36
37
38
39
40
41
42
43
44
45
46
47
48

1
2
3
4
5
6
7
8
9
10
11
12
13
14
15
16
17
18
19
20
21
22
23
24
25
26
27
28
29
30
31
32
33
34
35
36
37
38
39
40
41
42
43
44
45
46
47
48

Part IV

Annexes

This major section organizes descriptions of the syntax and semantics of features of the High Performance Fortran language, version 2.0 (described in Parts I and II) and its approved extensions (described in Part III) for reference use. It is not a part of the HPF language specification proper.

Annex A

Syntax Rules

This Appendix collects the formal syntax definitions of this High Performance Fortran Language Specification.

A.2 Notation and Syntax

A.2.2 Syntax of Directives

H201 *hpf-directive-line* **is** *directive-origin hpf-directive*

H202 *directive-origin* **is** **!**HPF\$
or CHPF\$
or *HPF\$

H203 *hpf-directive* **is** *specification-directive*
or *executable-directive*

H204 *specification-directive* **is** *processors-directive*
or *align-directive*
or *distribute-directive*
or *inherit-directive*
or *template-directive*
or *combined-directive*
or *sequence-directive*

H205 *executable-directive* **is** *independent-directive*

Constraint: An *hpf-directive-line* cannot be commentary following another statement on the same line.

Constraint: A *specification-directive* may appear only where a *declaration-construct* may appear.

Constraint: An *executable-directive* may appear only where an *executable-construct* may appear.

Constraint: An *hpf-directive-line* follows the rules of either Fortran free form (F95:3.3.1.1) or fixed form (F95:3.3.2.1) comment lines, depending on the source form of the surrounding Fortran source form in that program unit. (F95:3.3)

| | | | | |
|------|---|-----------|-------------------------------|----|
| H206 | <i>specification-directive-extended</i> | is | <i>processors-directive</i> | 1 |
| | | or | <i>subset-directive</i> | 2 |
| | | or | <i>align-directive</i> | 3 |
| | | or | <i>distribute-directive</i> | 4 |
| | | or | <i>inherit-directive</i> | 5 |
| | | or | <i>template-directive</i> | 6 |
| | | or | <i>combined-directive</i> | 7 |
| | | or | <i>sequence-directive</i> | 8 |
| | | or | <i>dynamic-directive</i> | 9 |
| | | or | <i>range-directive</i> | 10 |
| | | or | <i>shadow-directive</i> | 11 |
| | | | | 12 |
| H207 | <i>executable-directive-extended</i> | is | <i>independent-directive</i> | 13 |
| | | or | <i>realign-directive</i> | 14 |
| | | or | <i>redistribute-directive</i> | 15 |
| | | or | <i>on-directive</i> | 16 |
| | | or | <i>resident-directive</i> | 17 |
| | | | | 18 |
| H208 | <i>executable-construct-extended</i> | is | <i>action-stmt</i> | 19 |
| | | or | <i>case-construct</i> | 20 |
| | | or | <i>do-construct</i> | 21 |
| | | or | <i>if-construct</i> | 22 |
| | | or | <i>where-construct</i> | 23 |
| | | or | <i>on-construct</i> | 24 |
| | | or | <i>resident-construct</i> | 25 |
| | | or | <i>task-region-construct</i> | 26 |

A.3 Data Mapping

A.3.2 Syntax of Data Alignment and Distribution Directives

| | | | | |
|------|---------------------------|-----------|--|----|
| H301 | <i>combined-directive</i> | is | <i>combined-attribute-list</i> :: <i>combined-decl-list</i> | 31 |
| H302 | <i>combined-attribute</i> | is | ALIGN <i>align-attribute-stuff</i> | 32 |
| | | or | DISTRIBUTE <i>dist-attribute-stuff</i> | 33 |
| | | or | INHERIT | 34 |
| | | or | TEMPLATE | 35 |
| | | or | PROCESSORS | 36 |
| | | or | DIMENSION (<i>explicit-shape-spec-list</i>) | 37 |
| | | | | 38 |
| H303 | <i>combined-decl</i> | is | <i>hpf-entity</i> [(<i>explicit-shape-spec-list</i>)] | 39 |
| | | or | <i>object-name</i> | 40 |
| H304 | <i>hpf-entity</i> | is | <i>processors-name</i> | 41 |
| | | or | <i>template-name</i> | 42 |
| | | | | 43 |

Constraint: The same kind of *combined-attribute* must not appear more than once in a given *combined-directive*.

Constraint: If the DIMENSION attribute appears in a *combined-directive*, any entity to which it applies must be declared with the HPF TEMPLATE or PROCESSORS type spec-

ifier.

A.3.3 The DISTRIBUTE Directive

| | | |
|------|-----------------------------|--|
| H305 | <i>distribute-directive</i> | is DISTRIBUTE <i>distributtee</i> <i>dist-directive-stuff</i> |
| H306 | <i>dist-directive-stuff</i> | is <i>dist-format-clause</i> [<i>dist-onto-clause</i>] |
| H307 | <i>dist-attribute-stuff</i> | is <i>dist-directive-stuff</i> or <i>dist-onto-clause</i> |
| H308 | <i>distributtee</i> | is <i>object-name</i> or <i>template-name</i> |
| H309 | <i>dist-format-clause</i> | is (<i>dist-format-list</i>) or * (<i>dist-format-list</i>) or * |
| H310 | <i>dist-format</i> | is BLOCK [(<i>scalar-int-expr</i>)] or CYCLIC [(<i>scalar-int-expr</i>)] or * |
| H311 | <i>dist-onto-clause</i> | is ONTO <i>dist-target</i> |
| H312 | <i>dist-target</i> | is <i>processors-name</i> or * <i>processors-name</i> or * |

Constraint: An *object-name* mentioned as a *distributtee* must be a simple name and not a subobject designator or a *component-name*.

Constraint: An *object-name* mentioned as a *distributtee* may not appear as an *alignee*.

Constraint: An *object-name* mentioned as a *distributtee* may not have the POINTER attribute.

Constraint: An *object-name* mentioned as a *distributtee* may not have the TARGET attribute.

Constraint: If the *distributtee* is scalar, the *dist-format-list* (and its surrounding parentheses) must not appear. In this case, the statement form of the directive is allowed only if a *dist-format-clause* of “*” is present.

Constraint: If a *dist-format-list* is specified, its length must equal the rank of each *distributtee* to which it applies.

Constraint: If both a *dist-format-list* and a *dist-target* appear, the number of elements of the *dist-format-list* that are not “*” must equal the rank of the specified processor arrangement.

Constraint: If a *dist-target* appears but not a *dist-format-list*, the rank of each *distributtee* must equal the rank of the specified processor arrangement.

Constraint: If either the *dist-format-clause* or the *dist-target* in a DISTRIBUTE directive begins with “*” then every *distributtee* must be a dummy argument.

Constraint: Any *scalar-int-expr* appearing in a *dist-format* of a DISTRIBUTE directive must be a *specification-expr*.

A.3.4 The ALIGN Directive

| | | | | |
|------|------------------------------|-----------|---|----|
| H313 | <i>align-directive</i> | is | ALIGN <i>alignee align-directive-stuff</i> | 1 |
| H314 | <i>align-directive-stuff</i> | is | (<i>align-source-list</i>) <i>align-with-clause</i> | 2 |
| H315 | <i>align-attribute-stuff</i> | is | [(<i>align-source-list</i>)] <i>align-with-clause</i> | 3 |
| H316 | <i>alignee</i> | is | <i>object-name</i> | 4 |
| H317 | <i>align-source</i> | is | : | 5 |
| | | or | * | 6 |
| | | or | <i>align-dummy</i> | 7 |
| H318 | <i>align-dummy</i> | is | <i>scalar-int-variable</i> | 8 |
| | Constraint: | | An <i>object-name</i> mentioned as an <i>alignee</i> must be a simple name and not a subobject designator or a <i>component-name</i> . | 9 |
| | Constraint: | | An <i>object-name</i> mentioned as an <i>alignee</i> may not appear as a <i>distributtee</i> . | 10 |
| | Constraint: | | An <i>object-name</i> mentioned as an <i>alignee</i> may not have the POINTER attribute. | 11 |
| | Constraint: | | An <i>object-name</i> mentioned as an <i>alignee</i> may not have the TARGET attribute. | 12 |
| | Constraint: | | If the <i>alignee</i> is scalar, the <i>align-source-list</i> (and its surrounding parentheses) must not appear. In this case the statement form of the directive is not allowed. | 13 |
| | Constraint: | | If the <i>align-source-list</i> is present, its length must equal the rank of each <i>alignee</i> to which it applies. | 14 |
| | Constraint: | | An <i>align-dummy</i> must be a named variable. | 15 |
| | Constraint: | | An object may not have both the INHERIT attribute and the ALIGN attribute. | 16 |
| H319 | <i>align-with-clause</i> | is | WITH <i>align-spec</i> | 17 |
| H320 | <i>align-spec</i> | is | <i>align-target</i> [(<i>align-subscript-list</i>)] | 18 |
| | | or | * <i>align-target</i> [(<i>align-subscript-list</i>)] | 19 |
| H321 | <i>align-target</i> | is | <i>object-name</i> | 20 |
| | | or | <i>template-name</i> | 21 |
| H322 | <i>align-subscript</i> | is | <i>int-expr</i> | 22 |
| | | or | <i>align-subscript-use</i> | 23 |
| | | or | <i>subscript-triplet</i> | 24 |
| | | or | * | 25 |
| H323 | <i>align-subscript-use</i> | is | [[<i>int-level-two-expr</i>] <i>add-op</i>] | 26 |
| | | | <i>align-add-operand</i> | 27 |
| | | or | <i>align-subscript-use add-op int-add-operand</i> | 28 |
| H324 | <i>align-add-operand</i> | is | [<i>int-add-operand</i> *] <i>align-primary</i> | 29 |
| | | or | <i>align-add-operand</i> * <i>int-mult-operand</i> | 30 |
| H325 | <i>align-primary</i> | is | <i>align-dummy</i> | 31 |
| | | or | (<i>align-subscript-use</i>) | 32 |

1 H326 *int-add-operand* is *add-operand*

2 H327 *int-mult-operand* is *mult-operand*

3 H328 *int-level-two-expr* is *level-2-expr*

4
5
6 Constraint: An *object-name* mentioned as an *align-target* must be a simple name and not
7 a subobject designator or a *component-name*.

8
9 Constraint: An *align-target* may not have the **OPTIONAL** attribute.

10
11 Constraint: If the *align-spec* in an **ALIGN** directive begins with “*” then every *alignee* must
12 be a dummy argument.

13
14 Constraint: In an *align-directive* any *int-expr*, *int-level-two-expr*, *int-add-operand* or *int-*
15 *mult-operand* must be a specification expression.

16
17 Constraint: Any *subscript* or *stride* in a *subscript-triplet* that is an *align-subscript* in an
18 *align-directive* must be a specification expression.

19
20 Constraint: Each *align-dummy* may appear at most once in an *align-subscript-list*.

21
22 Constraint: An *align-subscript-use* expression may contain at most one occurrence of an
23 *align-dummy*.

24
25 Constraint: A *scalar-int-variable* that is used as an *align-dummy* may not appear any-
26 where in the *align-spec* except where explicitly permitted to appear by virtue
27 of the grammar shown above. Paraphrased, one may construct an *align-*
28 *subscript-use* only by starting with an *align-dummy* and then doing additive
29 and multiplicative things to it with integer specification expressions that con-
30 tain no *align-dummy*.

31
32 Constraint: A *subscript* within an *align-subscript* may not contain occurrences of any *align-*
33 *dummy*.

34
35 Constraint: An *int-add-operand*, *int-mult-operand*, or *int-level-two-expr* must be of type
36 integer.

37 A.3.6 The PROCESSORS Directive

38 H329 *processors-directive* is **PROCESSORS** *processors-decl-list*

39 H330 *processors-decl* is *processors-name*
40 [(*explicit-shape-spec-list*)]

43 A.3.7 The TEMPLATE Directive

44 H331 *template-directive* is **TEMPLATE** *template-decl-list*

45 H332 *template-decl* is *template-name* [(*explicit-shape-spec-list*)]

46
47
48

A.3.8 Storage and Sequence Association

H333 *sequence-directive* **is** SEQUENCE [[*::*] *association-name-list*]
 or NO SEQUENCE [[*::*] *association-name-list*]

H334 *association-name* **is** *object-name*
 or / [*common-block-name*] /

Constraint: An object name or COMMON block name may appear at most once in a *sequence-directive* within any scoping unit.

Constraint: Only one sequence directive with no *association-name-list* is permitted in the same scoping unit.

A.4 Data Mapping in Subprogram Interfaces

A.4.4 Alignment

H401 *inherit-directive* **is** INHERIT *inheritee-list*

H402 *inheritee* **is** *object-name*

Constraint: An *inheritee* must be a dummy argument.

Constraint: An *inheritee* must not be an *alignee*.

Constraint: An *inheritee* must not be a *distributee*.

A.5 INDEPENDENT and Related Directives

A.5.1 The INDEPENDENT Directive

H501 *independent-directive* **is** INDEPENDENT [, *new-clause*]
 [, *reduction-clause*]

H502 *new-clause* **is** NEW (*variable-name-list*)

H503 *reduction-clause* **is** REDUCTION (*reduction-variable-list*)

H504 *reduction-variable* **is** *array-variable-name*
 or *scalar-variable-name*
 or *structure-component*

Constraint: The first non-comment line following an *independent-directive* must be a *do-stmt*, *forall-stmt*, or a *forall-construct*.

Constraint: If the first non-comment line following an *independent-directive* is a *do-stmt*, then that statement must contain a *loop-control* option containing a *do-variable*.

Constraint: If either the NEW clause or the REDUCTION clause is present, then the first non-comment line following the directive must be a *do-stmt*.

Constraint: A *variable* named in the NEW or the REDUCTION clause and any component or element thereof must not:

- 1 • Be a dummy argument;
- 2 • Have the `SAVE` or `TARGET` attribute;
- 3 • Occur in a `COMMON` block;
- 4 • Be storage associated with another object as a result of appearing in an
- 5 `EQUIVALENCE` statement;
- 6 • Be use associated;
- 7 • Be host associated; or
- 8 • Be accessed in another scoping unit via host association.

11 Constraint: A variable that occurs as a *reduction-variable* may not appear in a *new-clause*
 12 in the same *independent-directive*, nor may it appear in either a *new-clause* or
 13 a *reduction-clause* in the range (i.e., the lexical body) of the following *do-stmt*,
 14 *forall-stmt*, or *forall-construct* to which the *independent-directive* applies.

16 Constraint: A *structure-component* in a *reduction-variable* may not contain a *subscript-*
 17 *section-list*.

19 Constraint: A variable that occurs as a *reduction-var* must be of intrinsic type. It may not
 20 be of type `CHARACTER`.

22 H505 *reduction-stmt* **is** *variable* = *variable mult-op mult-operand*
 23 **or** *variable* = *add-operand * variable*
 24 **or** *variable* = *variable add-op add-operand*
 25 **or** *variable* = *level-2-expr + variable*
 26 **or** *variable* = *variable and-op and-operand*
 27 **or** *variable* = *and-operand and-op variable*
 28 **or** *variable* = *variable or-op or-operand*
 29 **or** *variable* = *or-operand or-op variable*
 30 **or** *variable* = *variable equiv-op equiv-operand*
 31 **or** *variable* = *equiv-operand equiv-op variable*
 32 **or** *variable* = *reduction-function (variable , expr)*
 33 **or** *variable* = *reduction-function (expr , variable)*

34 H506 *reduction-function* **is** `MAX`
 35 **or** `MIN`
 36 **or** `IAND`
 37 **or** `IOR`
 38 **or** `IEOR`

40 Constraint: The two occurrences of *variable* in a *reduction-stmt* must be textually identical.

42 A.6 Extrinsic Program Units

44 A.6.2 Declaration of Extrinsic Program Units

46 H601 *function-stmt* **is** [*prefix*] `FUNCTION` *function-name*
 47 ([*dummy-arg-name-list*])
 48 [`RESULT` (*result-name*)]

| | | | |
|-------------|---------------------------|---|-----------------------|
| H602 | <i>subroutine-stmt</i> | is [<i>prefix</i>] SUBROUTINE <i>subroutine-name</i> [([<i>dummy-arg-list</i>])] | 1 2 |
| H603 | <i>prefix</i> | is <i>prefix-spec</i> [<i>prefix-spec</i>] ... | 3 4 |
| H604 | <i>prefix-spec</i> | is <i>type-spec</i> or RECURSIVE or PURE or ELEMENTAL or <i>extrinsic-prefix</i> | 5 6 7 8 9 |
| Constraint: | | Within any HPF <i>external-subprogram</i> , every <i>internal-subprogram</i> must be of the same extrinsic kind as its host and any <i>internal-subprogram</i> whose extrinsic kind is not given explicitly is assumed to be of that extrinsic kind. | 10 11 12 13 |
| H605 | <i>program-stmt</i> | is [<i>extrinsic-prefix</i>] PROGRAM <i>program-name</i> | 14 |
| H606 | <i>module-stmt</i> | is [<i>extrinsic-prefix</i>] MODULE <i>module-name</i> | 15 16 |
| H607 | <i>block-data-stmt</i> | is [<i>extrinsic-prefix</i>] BLOCK DATA [<i>block-data-name</i>] | 17 18 19 |
| Constraint: | | Every <i>module-subprogram</i> of any HPF <i>module</i> must be of the same extrinsic kind as its host, and any <i>module-subprogram</i> whose extrinsic kind is not given explicitly is assumed to be of that extrinsic kind. | 20 21 22 23 |
| Constraint: | | Every <i>internal-subprogram</i> of any HPF <i>main-program</i> or <i>module-subprogram</i> must be of the same extrinsic kind as its host, and any <i>internal-subprogram</i> whose extrinsic kind is not given explicitly is assumed to be of that extrinsic kind. | 24 25 26 27 |
| H608 | <i>extrinsic-prefix</i> | is EXTRINSIC (<i>extrinsic-spec</i>) | 28 |
| H609 | <i>extrinsic-spec</i> | is <i>extrinsic-spec-arg-list</i> or <i>extrinsic-kind-keyword</i> | 29 30 31 |
| H610 | <i>extrinsic-spec-arg</i> | is <i>language</i> or <i>model</i> or <i>external-name</i> | 32 33 34 35 |
| H611 | <i>language</i> | is [LANGUAGE =] <i>scalar-char-initialization-expr</i> | 36 37 |
| H612 | <i>model</i> | is [MODEL =] <i>scalar-char-initialization-expr</i> | 38 39 |
| H613 | <i>external-name</i> | is [EXTERNAL_NAME =] <i>scalar-char-initialization-expr</i> | 40 41 42 |
| Constraint: | | In an <i>extrinsic-spec-arg-list</i> , at least one of <i>language</i> , <i>model</i> , or <i>external-name</i> must be specified and none may be specified more than once. | 43 44 45 |
| Constraint: | | If <i>language</i> is specified without LANGUAGE=, <i>language</i> must be the first item in the <i>extrinsic-spec-arg-list</i> . If <i>model</i> is specified without MODEL=, <i>language</i> without LANGUAGE= must be the first item and <i>model</i> must be the second item in the | 46 47 48 |

extrinsic-spec-arg-list. If *external-name* is specified without **EXTERNAL_NAME=**, *language* without **LANGUAGE=** must be the first item and *model* without **MODEL=** must be the second item in the *extrinsic-spec-arg-list*.

Constraint: The forms with **LANGUAGE=**, **MODEL=**, and **EXTERNAL_NAME=** may appear in any order except as prohibited above.

Note that these rules for *extrinsic-spec-arg-list* are as if **EXTRINSIC** were a procedure with an explicit interface with a *dummy-arg-list* of **LANGUAGE**, **MODEL**, **EXTERNAL_NAME**, each of which were **OPTIONAL**.

Constraint: In *language*, values of *scalar-char-initialization-expr* may be:

- 'HPF', referring to the HPF language; if a *model* is not explicitly specified, the *model* is implied to be 'GLOBAL';
- 'FORTRAN', referring to the ANSI/ISO standard Fortran language; if a *model* is not explicitly specified, the *model* is implied to be 'SERIAL';
- 'F77', referring to the former ANSI/ISO standard FORTRAN 77 language; if a *model* is not explicitly specified, the *model* is implied to be 'SERIAL';
- 'C', referring to the ANSI standard C programming language; if a *model* is not explicitly specified, the *model* is implied to be 'SERIAL'; or
- an implementation-dependent value with an implementation-dependent implied *model*.

Note that, for most implementations, 'C' will only be allowed for *function-stmts* and *subroutine-stmts* occurring in an *interface-body*.

Constraint: If language is not specified it is the same as that of the host scoping unit.

Constraint: In *model*, values of *scalar-char-initialization-expr* may be:

- 'GLOBAL', referring to the global model,
- 'LOCAL', referring to the local model,
- 'SERIAL', referring to the serial model, or
- an implementation-dependent value.

Constraint: If *model* is not specified or implied by the specification of a language, it is the same as that of the host scoping unit.

Constraint: All *languages* and *models* whose names begin with the three letters HPF are reserved for present or future definition by this specification and its successors.

Constraint: In *external-name*, the value of *scalar-char-initialization-expr* is a character string whose use is determined by the extrinsic kind. For example, an extrinsic kind may use the *external-name* to specify the name by which the procedure would be known if it were referenced by a C procedure. In such an implementation, a user would expect the compiler to perform any transformations of that name that the C compiler would perform. If *external-name* is not specified, its value is implementation-dependent.

H614 *extrinsic-kind-keyword* **is** HPF 1
 or HPF_LOCAL 2
 or HPF_SERIAL 3

Constraint: **EXTRINSIC**(HPF) is equivalent to **EXTRINSIC**('HPF', 'GLOBAL'). In the absence of an *extrinsic-prefix* an HPF compiler interprets a compilation unit as if it were of extrinsic kind HPF. Thus, for an HPF compiler, specifying **EXTRINSIC**(HPF) or **EXTRINSIC**('HPF', 'GLOBAL') is redundant. Such explicit specification may, however, be required for use with a compiler that supports multiple extrinsic kinds. 4
 5
 6
 7
 8
 9
 10

Constraint: **EXTRINSIC**(HPF_LOCAL) is equivalent to **EXTRINSIC**('HPF', 'LOCAL'). A *main-program* whose extrinsic kind is HPF_LOCAL behaves as if it were a sub-routine of extrinsic kind HPF_LOCAL that is called with no arguments from a main program of extrinsic kind HPF whose executable part consists solely of that call. 11
 12
 13
 14
 15
 16

Constraint: **EXTRINSIC**(HPF_SERIAL) is equivalent to **EXTRINSIC**('HPF', 'SERIAL'). A *main-program* whose extrinsic kind is HPF_SERIAL behaves as if it were a sub-routine of extrinsic kind HPF_SERIAL that is called with no arguments from a main program of extrinsic kind HPF whose executable part consists solely of that call. 17
 18
 19
 20
 21
 22

Constraint: All *extrinsic-kind-keywords* whose names begin with the three letters HPF are reserved for present or future definition by this specification and its successors. 23
 24
 25

A.8 Approved Extensions for Data Mapping 26

A.8.2 Syntax of Attributed Forms of Extended Data Mapping Directives 27

H801 *combined-attribute-extended* **is** ALIGN *align-attribute-stuff* 28
 or DISTRIBUTE *dist-attribute-stuff* 29
 or INHERIT 30
 or TEMPLATE 31
 or PROCESSORS 32
 or DIMENSION (*explicit-shape-spec-list*) 33
 or DYNAMIC 34
 or RANGE *range-attr-stuff* 35
 or SHADOW *shadow-attr-stuff* 36
 or SUBSET 37
 38
 39
 40
 41

Constraint: The SUBSET attribute may be applied only to a processors arrangement. 42
 43

A.8.3 The REDISTRIBUTE Directive 44

H802 *redistribute-directive* **is** REDISTRIBUTE *distributee dist-directive-stuff* 45
 or REDISTRIBUTE *dist-attribute-stuff* :: 46
 distributee-list 47
 48

1 Constraint: A *distributee* that appears in a REDISTRIBUTE directive must have the DYNAMIC
2 attribute (see Section 8.5).

3
4 Constraint: A *distributee* in a REDISTRIBUTE directive may not appear as an *alignee* in an
5 ALIGN or REALIGN directive.

6
7 Constraint: Neither the *dist-format-clause* nor the *dist-target* in a REDISTRIBUTE directive
8 may begin with “*”.

9 10 A.8.4 The REALIGN Directive

11 H803 *realign-directive* **is** REALIGN *alignee align-directive-stuff*
12 **or** REALIGN *align-attribute-stuff* :: *alignee-list*

13
14 Constraint: Any *alignee* that appears in a REALIGN directive must have the DYNAMIC at-
15 tribute (see Section 8.5).

16
17 Constraint: If the *align-target* specified in the *align-with-clause* has the DYNAMIC attribute,
18 then each *alignee* must also have the DYNAMIC attribute.

19
20 Constraint: An *alignee* in a REALIGN directive may not appear as a *distributee* in a
21 DISTRIBUTE or REDISTRIBUTE directive.

22 23 A.8.5 The DYNAMIC Directive

24 H804 *dynamic-directive* **is** DYNAMIC *alignee-or-distributee-list*

25
26 H805 *alignee-or-distributee* **is** *alignee*
27 **or** *distributee*

28
29 Constraint: An object in COMMON may not be declared DYNAMIC and may not be aligned to
30 an object (or template) that is DYNAMIC. (To get this kind of effect, modules
31 must be used instead of COMMON blocks.)

32
33 Constraint: A component of a derived type may have the DYNAMIC attribute only if it also
34 has the POINTER attribute. (See Section 8.9 for further discussion.)

35
36 Constraint: An object with the SAVE attribute may not be declared DYNAMIC and may not
37 be aligned to an object (or template) that is DYNAMIC.

38 39 A.8.7 Mapping to Processor Subsets

40 H806 *extended-dist-target* **is** *processors-name* [(*section-subscript-list*)]
41 **or** * *processors-name* [(*section-subscript-list*)]
42 **or** *

43
44 Constraint: The *section-subscripts* in the *section-subscript-list* may not be *vector-subscripts*
45 and are restricted to be either *subscripts* or *subscript-triplets*.

46
47 Constraint: In the *section-subscript-list*, the number of *section-subscripts* must equal the
48 rank of the *processor-name*.

- Constraint: Within a **DISTRIBUTE** directive, each *section-subscript* must be a *specification-expr*. 1
2
- Constraint: Within a **DISTRIBUTE** or a **REDISTRIBUTE** directive, if both a *dist-format-list* and a *dist-target* appear, the number of elements of the *dist-format-list* that are not “*” must equal the number of *subscript-triplets* in the named processor arrangement. 3
4
5
6
7
- Constraint: Within a **DISTRIBUTE** or a **REDISTRIBUTE** directive, if a *dist-target* appears but not a *dist-format-list*, the rank of each *distributee* must equal the number of *subscript-triplets* in the named processor arrangement. 8
9
10
11
- Constraint: If either the *dist-format-clause* or the *dist-target* in a **DISTRIBUTE** directive begins with “*” then every *distributee* must be a dummy argument, *except if the distributee has the POINTER attribute*. 12
13
14
15
- Constraint: If the *align-spec* in an **ALIGN** directive begins with “*” then every *alignee* must be a dummy argument, *except if the alignee has the POINTER attribute*. 16
17
- Constraint: An *inheritee* must be a dummy argument, *except if the alignee has the POINTER attribute*. 18
19
20

A.8.9 Mapping of Derived Type Components 21

H807 *distributee-extended* **is** *object-name* 24
 or *template-name* 25
 or *component-name* 26
 or *structure-component* 27

Constraint: A component of a derived type may be explicitly distributed only if the type of the component is not an explicitly mapped type. 28
29
30

Constraint: An object of a derived type may be explicitly distributed only if the derived type is not an explicitly mapped type. 31
32
33

Constraint: A *distributee* in a **DISTRIBUTE** directive may not be a *structure-component*. 34
35

Constraint: A *distributee* in a **DISTRIBUTE** directive which occurs in a *derived-type-def* must be the *component-name* of a component of the derived type. 36
37

Constraint: A *component-name* may occur as a *distributee* in a **DISTRIBUTE** directive occurring within the derived type definition only. 38
39
40

Constraint: A *distributee* that is a *structure-component* may occur only in a **REDISTRIBUTE** directive and every *part-ref* except the rightmost must be scalar (rank zero). The rightmost *part-name* in the *structure-component* must have the **DYNAMIC** attribute. 41
42
43
44
45

H808 *alignee-extended* **is** *object-name* 46
 or *component-name* 47
 or *structure-component* 48

1 Constraint: A component of a derived type may be explicitly aligned only if the type of
2 the component is not an explicitly mapped type.

3
4 Constraint: An object of a derived type may be explicitly aligned only if the derived type
5 is not an explicitly mapped type.

6 Constraint: An *alignee* in an **ALIGN** directive may not be a *structure-component*.

7
8 Constraint: An *alignee* in an **ALIGN** directive that occurs in a *derived-type-def* must be the
9 *component-name* of a component of the derived type.

10
11 Constraint: A *component-name* may occur as an *alignee* only in an **ALIGN** directive occurring
12 within the derived type definition.

13
14 Constraint: An *alignee* that is a *structure-component* may occur only in a **REALIGN** di-
15 rective and every *part-ref* except the rightmost must be scalar (rank zero).
16 The rightmost *part-name* in the *structure-component* must have the **DYNAMIC**
17 attribute.

18 H809 *align-target-extended* **is** *object-name*
19 **or** *template-name*
20 **or** *component-name*
21 **or** *structure-component*
22

23
24 Constraint: A *component-name* may appear as an align target only in an **ALIGN** directive
25 occurring within the derived type definition that defines that component.

26
27 Constraint: In an *align-target* that is a *structure-component*, every *part-ref* except the
28 rightmost must be scalar (rank zero).

29 A.8.10 New Distribution Formats

30
31 H810 *extended-dist-format* **is** **BLOCK** [(*int-expr*)]
32 **or** **CYCLIC** [(*int-expr*)]
33 **or** **GEN_BLOCK** (*int-array*)
34 **or** **INDIRECT** (*int-array*)
35 **or** *****
36

37
38 Constraint: An *int-array* appearing in a *extended-dist-format* of a **DISTRIBUTE** directive or
39 **REDISTRIBUTE** directive must be an integer array of rank 1.

40
41 Constraint: An *int-array* appearing in a *extended-dist-format* of a **DISTRIBUTE** directive
42 must be a *restricted-expr*.

43
44 Constraint: The size of any *int-array* appearing with a **GEN_BLOCK** distribution must be
45 equal to the extent of the corresponding dimension of the target processor
46 arrangement.

47
48 Constraint: The size of any *int-array* appearing with an **INDIRECT** distribution must be
equal to the extent of the corresponding dimension of the *distributee* to which
the distribution is to be applied.

A.8.11 The RANGE Directive

| | | | |
|------|---------------------------|-----------|---|
| H811 | <i>range-directive</i> | is | RANGE <i>ranger</i> <i>range-attr-stuff</i> |
| H812 | <i>ranger</i> | is | <i>object-name</i> |
| | | or | <i>template-name</i> |
| H813 | <i>range-attr-stuff</i> | is | <i>range-distribution-list</i> |
| H814 | <i>range-distribution</i> | is | (<i>range-attr-list</i>) |
| H815 | <i>range-attr</i> | is | <i>range-dist-format</i> |
| | | or | ALL |
| H816 | <i>range-dist-format</i> | is | BLOCK [()] |
| | | or | CYCLIC [()] |
| | | or | GEN_BLOCK |
| | | or | INDIRECT |
| | | or | * |

Constraint: At least one of the following must be true:

- The *ranger* has the DYNAMIC attribute.
- The *ranger* has the INHERIT attribute.
- The *ranger* is specified with a *dist-format-clause* of * in a DISTRIBUTE or combined directive.

Constraint: The length of each *range-attr-list* must be equal to the rank of the *ranger*.

Constraint: The *ranger* must not appear as an alignee in an ALIGN or REALIGN directive.

A.8.12 The SHADOW Directive

| | | | |
|------|--------------------------|-----------|--|
| H817 | <i>shadow-directive</i> | is | SHADOW <i>shadow-target</i> <i>shadow-attr-stuff</i> |
| H818 | <i>shadow-target</i> | is | <i>object-name</i> |
| | | or | <i>component-name</i> |
| H819 | <i>shadow-attr-stuff</i> | is | (<i>shadow-spec-list</i>) |
| H820 | <i>shadow-spec</i> | is | <i>width</i> |
| | | or | <i>low-width</i> : <i>high-width</i> |
| H821 | <i>width</i> | is | <i>int-expr</i> |
| H822 | <i>low-width</i> | is | <i>int-expr</i> |
| H823 | <i>high-width</i> | is | <i>int-expr</i> |

Constraint: The *int-expr* representing a *width*, *low-width*, or *high-width* must be a constant *specification-expr* with value greater than or equal to 0.

A.9 Approved Extensions for Data and Task Parallelism

A.9.1 Active Processor Sets

H901 *subset-directive* is SUBSET *processors-name*

A.9.2 The ON Directive

H902 *on-directive* is ON *on-stuff*

H903 *on-stuff* is *home* [, *resident-clause*] [, *new-clause*]

H904 *on-construct* is
directive-origin block-on-directive
block
directive-origin end-on-directive

H905 *block-on-directive* is ON *on-stuff* BEGIN

H906 *end-on-directive* is END ON

H907 *home* is HOME (*variable*)
or HOME (*template-elmt*)
or (*processors-elmt*)

H908 *template-elmt* is *template-name* [(*section-subscript-list*)]

H909 *processors-elmt* is *processors-name* [(*section-subscript-list*)]

A.9.3 The RESIDENT Clause, Directive, and Construct

H910 *resident-clause* is RESIDENT *resident-stuff*

H911 *resident-stuff* is [(*res-object-list*)]

H912 *resident-directive* is RESIDENT *resident-stuff*

H913 *resident-construct* is
directive-origin block-resident-directive
block
directive-origin end-resident-directive

H914 *block-resident-directive* is RESIDENT *resident-stuff* BEGIN

H915 *end-resident-directive* is END RESIDENT

H916 *res-object* is *object*

A.9.4 The TASK_REGION Construct

H917 *task-region-construct* is
directive-origin block-task-region-directive
block
directive-origin end-task-region-directive

H918 *block-task-region-directive* is TASK_REGION

H919 *end-task-region-directive* is END TASK_REGION

A.10 Approved Extension for Asynchronous I/O

or ASYNCHRONOUS

or ID = *scalar-default-int-variable*

or ASYNCHRONOUS

Constraint: If either an ASYNCHRONOUS or an ID= specifier is present, then both shall be present.

Constraint: If an ASYNCHRONOUS specifier is present, the REC= specifier shall appear, a *format* shall not appear, and a *namelist-group-name* shall not appear.

Constraint: If an ASYNCHRONOUS specifier is present, then no function reference may appear in an expression anywhere in the data transfer statement.

or ID = *scalar-default-int-variable*

or PENDING = *scalar-default-logical-variable*

Constraint: The ID= and PENDING= specifiers shall not appear in an INQUIRE statement if the FILE= specifier is present.

Constraint: If either an ID= specifier or a PENDING= specifier is present, then both shall be present.

A.10.1 The WAIT Statement

H1001 *wait-stmt* **is** WAIT (*wait-spec-list*)

H1002 *wait-spec* **is** UNIT = *io-unit*
or ID = *scalar-default-int-expr*
or ERR = *label*
or IOSTAT = *label*

Constraint: A *wait-spec-list* shall contain exactly one UNIT= specifier, exactly one ID= specifier, and at most one of each of the other specifiers.

A.11 Approved Extensions for HPF Extrinsics

A.11.2 Extrinsic Language Bindings

H1101 *type-declaration-stmt-extended* **is** *type-spec* [[, *attr-spec-extended*] ... ::] *entity-decl-list*

| | | |
|----|---------------------------------|--|
| 1 | H1102 <i>attr-spec-extended</i> | is PARAMETER |
| 2 | | or <i>access-spec</i> |
| 3 | | or ALLOCATABLE |
| 4 | | or DIMENSION (<i>array-spec</i>) |
| 5 | | or EXTERNAL |
| 6 | | or INTENT (<i>intent-spec</i>) |
| 7 | | or INTRINSIC |
| 8 | | or OPTIONAL |
| 9 | | or POINTER |
| 10 | | or SAVE |
| 11 | | or TARGET |
| 12 | | or MAP_TO (<i>map-to-spec</i>) |
| 13 | | or LAYOUT (<i>layout-spec</i>) |
| 14 | | or PASS_BY (<i>pass-by-spec</i>) |
| 15 | H1103 <i>map-to-spec</i> | is <i>scalar-char-initialization-expr</i> |
| 16 | H1104 <i>layout-spec</i> | is <i>scalar-char-initialization-expr</i> |
| 17 | H1105 <i>pass-by-spec</i> | is <i>scalar-char-initialization-expr</i> |
| 18 | | |
| 19 | | |
| 20 | | |

21 Constraint: The same *attr-spec-extended* shall not appear more than once in a given *type-*
 22 *declaration-stmt*.

24 Constraint: An entity shall not be explicitly given any attribute more than once in a scoping
 25 unit.

27 Constraint: The attributes MAP_TO, LAYOUT, and PASS_BY may be specified only for dummy
 28 arguments within a scoping unit of an extrinsic type for which these attributes
 29 have been explicitly defined.

30
31
32
33
34
35
36
37
38
39
40
41
42
43
44
45
46
47
48

1
2
3
4
5
6
7
8
9
10
11
12
13
14
15
16
17
18
19
20
21
22
23
24
25
26
27
28
29
30
31
32
33
34
35
36
37
38
39
40
41
42
43
44
45
46
47
48

Annex B

Syntax Cross-reference

This Appendix cross-references symbols used in the formal syntax rules. Rule identifiers beginning with “H” refer to syntax rules of this High Performance Fortran Language Specification; the full rule may be found in Appendix A. Rule identifiers beginning with “R” refer to syntax rules of the Fortran Language Standard (“Fortran 95”).

B.1 Nonterminal Symbols That Are Defined

| Symbol | Defined | Referenced |
|--------------------------------|---------|----------------|
| <i>action-stmt</i> | R216 | H208 |
| <i>add-op</i> | R710 | H323 H505 |
| <i>add-operand</i> | R706 | H326 H505 |
| <i>align-add-operand</i> | H324 | H323 H324 |
| <i>align-attribute-stuff</i> | H315 | H302 H801 H803 |
| <i>align-directive</i> | H313 | H204 H206 |
| <i>align-directive-stuff</i> | H314 | H313 H803 |
| <i>align-dummy</i> | H318 | H317 H325 |
| <i>align-primary</i> | H325 | H324 |
| <i>align-source</i> | H317 | H314 H315 |
| <i>align-spec</i> | H320 | H319 |
| <i>align-subscript</i> | H322 | H320 |
| <i>align-subscript-use</i> | H323 | H322 H323 H325 |
| <i>align-target</i> | H321 | H320 |
| <i>align-target-extended</i> | H809 | |
| <i>align-with-clause</i> | H319 | H314 H315 |
| <i>alignee</i> | H316 | H313 H803 H805 |
| <i>alignee-extended</i> | H808 | |
| <i>alignee-or-distributtee</i> | H805 | H804 |
| <i>allocate-object</i> | R625 | |
| <i>allocate-stmt</i> | R622 | |
| <i>and-op</i> | R720 | H505 |
| <i>and-operand</i> | R715 | H505 |
| <i>array-constructor</i> | R432 | |
| <i>array-spec</i> | R513 | H1102 |
| <i>assignment-stmt</i> | R735 | |

| | | | | | | | | |
|----|--------------------------------------|-------|-------|------|------|------|------|--|
| 1 | <i>association-name</i> | H334 | H333 | | | | | |
| 2 | <i>attr-spec</i> | R503 | | | | | | |
| 3 | <i>attr-spec-extended</i> | H1102 | H1101 | | | | | |
| 4 | <i>block</i> | R801 | H904 | H913 | H917 | | | |
| 5 | <i>block-data-stmt</i> | H607 | | | | | | |
| 6 | <i>block-on-directive</i> | H905 | H904 | | | | | |
| 7 | <i>block-resident-directive</i> | H914 | H913 | | | | | |
| 8 | <i>block-task-region-directive</i> | H918 | H917 | | | | | |
| 9 | <i>call-stmt</i> | R1211 | | | | | | |
| 10 | <i>case-construct</i> | R808 | H208 | | | | | |
| 11 | <i>combined-attribute</i> | H302 | H301 | | | | | |
| 12 | <i>combined-attribute-extended</i> | H801 | | | | | | |
| 13 | <i>combined-decl</i> | H303 | H301 | | | | | |
| 14 | <i>combined-directive</i> | H301 | H204 | H206 | | | | |
| 15 | <i>data-stmt</i> | R532 | | | | | | |
| 16 | <i>deallocate-stmt</i> | R631 | | | | | | |
| 17 | <i>directive-origin</i> | H202 | H201 | H904 | H913 | H917 | | |
| 18 | <i>dist-attribute-stuff</i> | H307 | H302 | H801 | H802 | | | |
| 19 | <i>dist-directive-stuff</i> | H306 | H305 | H307 | H802 | | | |
| 20 | <i>dist-format</i> | H310 | H309 | | | | | |
| 21 | <i>dist-format-clause</i> | H309 | H306 | | | | | |
| 22 | <i>dist-onto-clause</i> | H311 | H306 | H307 | | | | |
| 23 | <i>dist-target</i> | H312 | H311 | | | | | |
| 24 | <i>distribute-directive</i> | H305 | H204 | H206 | | | | |
| 25 | <i>distributee</i> | H308 | H305 | H802 | H805 | | | |
| 26 | <i>distributee-extended</i> | H807 | | | | | | |
| 27 | <i>do-construct</i> | R816 | H208 | | | | | |
| 28 | <i>dummy-arg</i> | R1223 | H602 | | | | | |
| 29 | <i>dynamic-directive</i> | H804 | H206 | | | | | |
| 30 | <i>end-function-stmt</i> | R1220 | | | | | | |
| 31 | <i>end-on-directive</i> | H906 | H904 | | | | | |
| 32 | <i>end-resident-directive</i> | H915 | H913 | | | | | |
| 33 | <i>end-subroutine-stmt</i> | R1224 | | | | | | |
| 34 | <i>end-task-region-directive</i> | H919 | H917 | | | | | |
| 35 | <i>entity-decl</i> | R504 | H1101 | | | | | |
| 36 | <i>equiv-op</i> | R722 | H505 | | | | | |
| 37 | <i>equiv-operand</i> | R717 | H505 | | | | | |
| 38 | <i>executable-construct</i> | R215 | | | | | | |
| 39 | <i>executable-construct-extended</i> | H208 | | | | | | |
| 40 | <i>executable-directive</i> | H205 | H203 | | | | | |
| 41 | <i>executable-directive-extended</i> | H207 | | | | | | |
| 42 | <i>execution-part</i> | R208 | | | | | | |
| 43 | <i>explicit-shape-spec</i> | R514 | H302 | H303 | H330 | H332 | H801 | |
| 44 | <i>expr</i> | R723 | H505 | | | | | |
| 45 | <i>extended-dist-format</i> | H810 | | | | | | |
| 46 | <i>extended-dist-target</i> | H806 | | | | | | |
| 47 | <i>external-name</i> | H613 | H610 | | | | | |
| 48 | <i>extrinsic-kind-keyword</i> | H614 | H609 | | | | | |

| | | | |
|---------------------------------|-------|-------------------------------|----|
| <i>extrinsic-prefix</i> | H608 | H604 H605 H606 H607 | 1 |
| <i>extrinsic-spec</i> | H609 | H608 | 2 |
| <i>extrinsic-spec-arg</i> | H610 | H609 | 3 |
| <i>function-reference</i> | R1210 | | 4 |
| <i>function-stmt</i> | H601 | | 5 |
| <i>function-subprogram</i> | R1216 | | 6 |
| <i>high-width</i> | H823 | H820 | 7 |
| <i>home</i> | H907 | H903 | 8 |
| <i>hpf-directive</i> | H203 | H201 | 9 |
| <i>hpf-directive-line</i> | H201 | | 10 |
| <i>hpf-entity</i> | H304 | H303 | 11 |
| <i>if-construct</i> | R802 | H208 | 12 |
| <i>independent-directive</i> | H501 | H205 H207 | 13 |
| <i>inherit-directive</i> | H401 | H204 H206 | 14 |
| <i>inheritee</i> | H402 | H401 | 15 |
| <i>input-item</i> | R914 | | 16 |
| <i>int-add-operand</i> | H326 | H323 H324 | 17 |
| <i>int-expr</i> | R728 | H310 H322 H810 H821 H822 H823 | 18 |
| <i>int-level-two-expr</i> | H328 | H323 | 19 |
| <i>int-mult-operand</i> | H327 | H324 | 20 |
| <i>int-variable</i> | R607 | H318 | 21 |
| <i>interface-body</i> | R1205 | | 22 |
| <i>internal-subprogram-part</i> | R210 | | 23 |
| <i>io-unit</i> | R901 | H1002 | 24 |
| <i>kind-selector</i> | R506 | | 25 |
| <i>label</i> | R313 | H1002 | 26 |
| <i>language</i> | H611 | H610 | 27 |
| <i>layout-spec</i> | H1104 | H1102 | 28 |
| <i>level-2-expr</i> | R707 | H328 H505 | 29 |
| <i>low-width</i> | H822 | H820 | 30 |
| <i>map-to-spec</i> | H1103 | H1102 | 31 |
| <i>mask-expr</i> | R743 | | 32 |
| <i>model</i> | H612 | H610 | 33 |
| <i>module-stmt</i> | H606 | | 34 |
| <i>mult-op</i> | R709 | H505 | 35 |
| <i>mult-operand</i> | R705 | H327 H505 | 36 |
| <i>namelist-stmt</i> | R544 | | 37 |
| <i>new-clause</i> | H502 | H501 H903 | 38 |
| <i>nullify-stmt</i> | R629 | | 39 |
| <i>on-construct</i> | H904 | H208 | 40 |
| <i>on-directive</i> | H902 | H207 | 41 |
| <i>on-stuff</i> | H903 | H902 H905 | 42 |
| <i>or-op</i> | R721 | H505 | 43 |
| <i>or-operand</i> | R716 | H505 | 44 |
| <i>output-item</i> | R915 | | 45 |
| <i>pass-by-spec</i> | H1105 | H1102 | 46 |
| <i>pointer-assignment-stmt</i> | R736 | | 47 |
| <i>pointer-object</i> | R630 | | 48 |

| | | | | | |
|----|---|------|------|------|-----------|
| 1 | <i>prefix</i> | H603 | H601 | H602 | |
| 2 | <i>prefix-spec</i> | H604 | H603 | | |
| 3 | <i>processors-decl</i> | H330 | H329 | | |
| 4 | <i>processors-directive</i> | H329 | H204 | H206 | |
| 5 | <i>processors-elt</i> | H909 | H907 | | |
| 6 | <i>program-stmt</i> | H605 | | | |
| 7 | <i>range-attr</i> | H815 | H814 | | |
| 8 | <i>range-attr-stuff</i> | H813 | H801 | H811 | |
| 9 | <i>range-directive</i> | H811 | H206 | | |
| 10 | <i>range-dist-format</i> | H816 | H815 | | |
| 11 | <i>range-distribution</i> | H814 | H813 | | |
| 12 | <i>ranger</i> | H812 | H811 | | |
| 13 | <i>read-stmt</i> | R909 | | | |
| 14 | <i>realign-directive</i> | H803 | H207 | | |
| 15 | <i>redistribute-directive</i> | H802 | H207 | | |
| 16 | <i>reduction-clause</i> | H503 | H501 | | |
| 17 | <i>reduction-function</i> | H506 | H505 | | |
| 18 | <i>reduction-stmt</i> | H505 | | | |
| 19 | <i>reduction-variable</i> | H504 | H503 | | |
| 20 | <i>res-object</i> | H916 | H911 | | |
| 21 | <i>resident-clause</i> | H910 | H903 | | |
| 22 | <i>resident-construct</i> | H913 | H208 | | |
| 23 | <i>resident-directive</i> | H912 | H207 | | |
| 24 | <i>resident-stuff</i> | H911 | H910 | H912 | H914 |
| 25 | <i>section-subscript</i> | R618 | H806 | H908 | H909 |
| 26 | <i>sequence-directive</i> | H333 | H204 | H206 | |
| 27 | <i>shadow-attr-stuff</i> | H819 | H801 | H817 | |
| 28 | <i>shadow-directive</i> | H817 | H206 | | |
| 29 | <i>shadow-spec</i> | H820 | H819 | | |
| 30 | <i>shadow-target</i> | H818 | H817 | | |
| 31 | <i>specification-directive</i> | H204 | H203 | | |
| 32 | <i>specification-directive-extended</i> | H206 | | | |
| 33 | <i>specification-expr</i> | R734 | | | |
| 34 | <i>specification-part</i> | R204 | | | |
| 35 | <i>stat-variable</i> | R623 | | | |
| 36 | <i>stop-stmt</i> | R840 | | | |
| 37 | <i>stride</i> | R620 | | | |
| 38 | <i>structure-component</i> | R614 | H504 | H807 | H808 H809 |
| 39 | <i>subroutine-stmt</i> | H602 | | | |
| 40 | <i>subscript</i> | R617 | | | |
| 41 | <i>subscript-triplet</i> | R619 | H322 | | |
| 42 | <i>subset-directive</i> | H901 | H206 | | |
| 43 | <i>target</i> | R737 | | | |
| 44 | <i>task-region-construct</i> | H917 | H208 | | |
| 45 | <i>template-decl</i> | H332 | H331 | | |
| 46 | <i>template-directive</i> | H331 | H204 | H206 | |
| 47 | <i>template-elt</i> | H908 | H907 | | |
| 48 | <i>type-declaration-stmt</i> | R501 | | | |

| | | | | | | | |
|---------------------------------------|-------|-------|-------|--|--|--|---|
| <i>type-declaration-stmt-extended</i> | H1101 | | | | | | 1 |
| <i>type-spec</i> | R502 | H604 | H1101 | | | | 2 |
| <i>variable</i> | R601 | H505 | H907 | | | | 3 |
| <i>wait-spec</i> | H1002 | H1001 | | | | | 4 |
| <i>wait-stmt</i> | H1001 | | | | | | 5 |
| <i>where-construct</i> | R739 | H208 | | | | | 6 |
| <i>where-stmt</i> | R738 | | | | | | 7 |
| <i>width</i> | H821 | H820 | | | | | 8 |
| <i>write-stmt</i> | R910 | | | | | | 9 |

B.2 Nonterminal Symbols That Are Not Defined

| Symbol | Referenced | |
|---------------------------------|---|----|
| <i>access-spec</i> | H1102 | 14 |
| <i>array-variable-name</i> | H504 | 15 |
| <i>block-data-name</i> | H607 | 16 |
| <i>char-initialization-expr</i> | H611 H612 H613 H1103 H1104 H1105 | 17 |
| <i>common-block-name</i> | H334 | 18 |
| <i>component-name</i> | H807 H808 H809 H818 | 19 |
| <i>default-int-expr</i> | H1002 | 20 |
| <i>dummy-arg-name</i> | H601 | 21 |
| <i>function-name</i> | H601 | 22 |
| <i>int-array</i> | H810 | 23 |
| <i>intent-spec</i> | H1102 | 24 |
| <i>module-name</i> | H606 | 25 |
| <i>object</i> | H916 | 26 |
| <i>object-name</i> | H303 H308 H316 H321 H334 H402 H807 H808 H809 H812 H818 | 27 |
| <i>processors-name</i> | H304 H312 H330 H806 H901 H909 | 28 |
| <i>program-name</i> | H605 | 29 |
| <i>result-name</i> | H601 | 30 |
| <i>subroutine-name</i> | H602 | 31 |
| <i>template-name</i> | H304 H308 H321 H332 H807 H809 H812 H908 | 32 |
| <i>variable-name</i> | H502 H504 | 33 |

B.3 Terminal Symbols

| Symbol | Referenced | |
|--------|---|----|
| !HPF\$ | H202 | 34 |
| (| H302 H303 H309 H310 H314 H315 H320 H325 H330 H332 H502 H503 H505 H601 H602 H608 H801 H806 H810 H814 H816 H819 H907 H908 H909 H911 H1001 H1102 | 35 |
|) | H302 H303 H309 H310 H314 H315 | 36 |

| | | |
|----|---------------|-------------------------------|
| 1 | | H320 H325 H330 H332 H502 H503 |
| 2 | | H505 H601 H602 H608 H801 H806 |
| 3 | | H810 H814 H816 H819 H907 H908 |
| 4 | | H909 H911 H1001 H1102 |
| 5 | * | H309 H310 H312 H317 H320 H322 |
| 6 | | H324 H505 H806 H810 H816 |
| 7 | *HPF\$ | H202 |
| 8 | + | H505 |
| 9 | , | H501 H505 H903 H1101 |
| 10 | / | H334 |
| 11 | : | H317 H820 |
| 12 | :: | H301 H333 H802 H803 H1101 |
| 13 | = | H505 H611 H612 H613 H1002 |
| 14 | ALIGN | H302 H313 H801 |
| 15 | ALL | H815 |
| 16 | ALLOCATABLE | H1102 |
| 17 | BEGIN | H905 H914 |
| 18 | BLOCK | H310 H607 H810 H816 |
| 19 | CHPF\$ | H202 |
| 20 | CYCLIC | H310 H810 H816 |
| 21 | DATA | H607 |
| 22 | DIMENSION | H302 H801 H1102 |
| 23 | DISTRIBUTE | H302 H305 H801 |
| 24 | DYNAMIC | H801 H804 |
| 25 | ELEMENTAL | H604 |
| 26 | END | H906 H915 H919 |
| 27 | ERR | H1002 |
| 28 | EXTERNAL | H1102 |
| 29 | EXTERNAL_NAME | H613 |
| 30 | EXTRINSIC | H608 |
| 31 | FUNCTION | H601 |
| 32 | GEN_BLOCK | H810 H816 |
| 33 | HOME | H907 |
| 34 | HPF | H614 |
| 35 | HPF_LOCAL | H614 |
| 36 | HPF_SERIAL | H614 |
| 37 | IAND | H506 |
| 38 | ID | H1002 |
| 39 | IEOR | H506 |
| 40 | INDEPENDENT | H501 |
| 41 | INDIRECT | H810 H816 |
| 42 | INHERIT | H302 H401 H801 |
| 43 | INTENT | H1102 |
| 44 | INTRINSIC | H1102 |
| 45 | IOR | H506 |
| 46 | IOSTAT | H1002 |
| 47 | LANGUAGE | H611 |
| 48 | LAYOUT | H1102 |

| | | |
|--------------|---------------------|----|
| MAP_TO | H1102 | 1 |
| MAX | H506 | 2 |
| MIN | H506 | 3 |
| MODEL | H612 | 4 |
| MODULE | H606 | 5 |
| NEW | H502 | 6 |
| NO | H333 | 7 |
| ON | H902 H905 H906 | 8 |
| ONTO | H311 | 9 |
| OPTIONAL | H1102 | 10 |
| PARAMETER | H1102 | 11 |
| PASS_BY | H1102 | 12 |
| POINTER | H1102 | 13 |
| PROCESSORS | H302 H329 H801 | 14 |
| PROGRAM | H605 | 15 |
| PURE | H604 | 16 |
| RANGE | H801 H811 | 17 |
| REALIGN | H803 | 18 |
| RECURSIVE | H604 | 19 |
| REDISTRIBUTE | H802 | 20 |
| REDUCTION | H503 | 21 |
| RESIDENT | H910 H912 H914 H915 | 22 |
| RESULT | H601 | 23 |
| SAVE | H1102 | 24 |
| SEQUENCE | H333 | 25 |
| SHADOW | H801 H817 | 26 |
| SUBROUTINE | H602 | 27 |
| SUBSET | H801 H901 | 28 |
| TARGET | H1102 | 29 |
| TASK_REGION | H918 H919 | 30 |
| TEMPLATE | H302 H331 H801 | 31 |
| UNIT | H1002 | 32 |
| WAIT | H1001 | 33 |
| WITH | H319 | 34 |
| | | 35 |
| | | 36 |
| | | 37 |
| | | 38 |
| | | 39 |
| | | 40 |
| | | 41 |
| | | 42 |
| | | 43 |
| | | 44 |
| | | 45 |
| | | 46 |
| | | 47 |
| | | 48 |

Annex C

HPF 1.1 Subset

As part of the definition of the previous version of the High Performance Fortran language, HPF 1.1, a subset language was formally defined, based on the Fortran 77 language. The goal was to permit more rapid implementations of a useful subset of HPF that did not require full implementation of the new ANSI/ISO standard Fortran (“Fortran 90”).

No subset language is defined as part of the current version, HPF 2.0. This Annex is included in the HPF 2.0 language document as a convenient summary of the HPF 1.1 Subset, which has served as a minimum requirement for HPF implementations.

C.1 Fortran 90 Features in the HPF 1.1 Subset

The features of the HPF 1.1 subset languages are listed below. For reference, the section numbers from the Fortran 90 standard are given along with the related syntax rule numbers:

- All FORTRAN 77 standard conforming features, except for storage and sequence association.
- The Fortran 90 definitions of MIL-STD-1753 features:
 - DO WHILE statement (8.1.4.1.1 / R821)
 - END DO statement (8.1.4.1.1 / R825)
 - IMPLICIT NONE statement (5.3 / R540)
 - INCLUDE line (3.4)
 - scalar bit manipulation intrinsic procedures: IOR, IAND, NOT, IEOR, ISHFT, ISHFTC, BTEST, IBSET, IBCLR, IBITS, MVBITS (13.13)
 - binary, octal and hexadecimal constants for use in DATA statements (4.3.1.1 / R407 and 5.2.9 / R533)
- Arithmetic and logical array features:
 - array sections (6.2.2.3 / R618–621)
 - * subscript triplet notation (6.2.2.3.1)
 - * vector-valued subscripts (6.2.2.3.2)
 - array constructors limited to one level of implied DO (4.5 / R431)

- arithmetic and logical operations on whole arrays and array sections (2.4.3, 2.4.5, and 7.1)
 - array assignment (2.4.5, 7.5, 7.5.1.4, and 7.5.1.5)
 - masked array assignment (7.5.3)
 - * `WHERE` statement (7.5.3 / R738)
 - * block `WHERE . . . ELSEWHERE` construct (7.5.3 / R739)
 - array-valued external functions (12.5.2.2)
 - automatic arrays (5.1.2.4.1)
 - `ALLOCATABLE` arrays and the `ALLOCATE` and `DEALLOCATE` statements (5.1.2.4.3, 6.3.1 / R622, and 6.3.3 / R631)
 - assumed-shape arrays (5.1.2.4.2 / R516)
- Intrinsic procedures:

The list of intrinsic functions and subroutines below is a combination of (a) routines which are entirely new to Fortran and (b) routines that have always been part of Fortran, but have been extended here to new argument and result types. The new or extended definitions of these routines are part of the subset. If a FORTRAN 77 routine is not included in this list, then only the original FORTRAN 77 definition is part of the subset.

For all of the intrinsics that have an optional argument `DIM`, only actual argument expressions for `DIM` that are initialization expressions are part of the subset. The intrinsics with this constraint are marked with † in the list below.

- the argument presence inquiry function: `PRESENT` (13.10.1)
- all the numeric elemental functions: `ABS`, `AIMAG`, `AIMT`, `ANINT`, `CEILING`, `CMPLX`, `CONJG`, `DBLE`, `DIM`, `DPROD`, `FLOOR`, `INT`, `MAX`, `MIN`, `MOD`, `MODULO`, `NINT`, `REAL`, `SIGN` (13.10.2)
- all mathematical elemental functions: `ACOS`, `ASIN`, `ATAN`, `ATAN2`, `COS`, `COSH`, `EXP`, `LOG`, `LOG10`, `SIN`, `SINH`, `SQRT`, `TAN`, `TANH` (13.10.3)
- all the bit manipulation elemental functions : `BTEST`, `IAND`, `IBCLR`, `IBITS`, `IBSET`, `IEOR`, `IOR`, `ISHFT`, `ISHFTC`, `NOT` (13.10.10)
- all the vector and matrix multiply functions: `DOT_PRODUCT`, `MATMUL` (13.10.13)
- all the array reduction functions: `ALL`†, `ANY`†, `COUNT`†, `MAXVAL`†, `MINVAL`†, `PRODUCT`†, `SUM`†(13.10.14)
- all the array inquiry functions: `ALLOCATED`, `LBOUND`†, `SHAPE`, `SIZE`†, `UBOUND`†(13.10.15)
- all the array construction functions: `MERGE`, `PACK`, `SPREAD`†, `UNPACK` (13.10.16)
- the array reshape function: `RESHAPE` (13.10.17)
- all the array manipulation functions: `CSHIFT`†, `EOSHIFT`†, `TRANSPOSE` (13.10.18)
- all array location functions: `MAXLOC`†, `MINLOC`†(13.10.19)
- all intrinsic subroutines: `DATE_AND_TIME`, `MVBITS`, `RANDOM_NUMBER`, `RANDOM_SEED`, `SYSTEM_CLOCK` (3.11)

- 1 • Declarations:
 - 2
 - 3 – Type declaration statements, with all forms of *type-spec* except *kind-selector*
 - 4 and `TYPE`(type-name), and all forms of *attr-spec* except *access-spec*, `TARGET`, and
 - 5 `POINTER`. (5.1 / R501-503, R510)
 - 6 – attribute specification statements: `ALLOCATABLE`, `INTENT`, `OPTIONAL`, `PARAMETER`,
 - 7 `SAVE` (5.2)
 - 8
- 9 • Procedure features:
 - 10
 - 11 – `INTERFACE` blocks with no *generic-spec* or *module-procedure-stmt* (12.3.2.1)
 - 12 – optional arguments (5.2.2)
 - 13 – keyword argument passing (12.4.1 /R1212)
 - 14
- 15 • Syntax improvements:
 - 16
 - 17 – long (31 character) names (3.2.2)
 - 18 – lower case letters (3.1.7)
 - 19 – use of “_” in names (3.1.3)
 - 20 – “!” initiated comments, both full line and trailing (3.3.2.1)
 - 21
 - 22

23 C.2 HPF 1.1 Directives and Language Extensions in the HPF 1.1 Subset

24
25 The following HPF 1.1 directives and language extensions to Fortran 90 were included in
26 the HPF 1.1 Subset:

- 27
- 28 • The basic data distribution and alignment directives: `ALIGN`, `DISTRIBUTE`,
- 29 `PROCESSORS`. and `TEMPLATE`.
- 30
- 31 • The *forall-statement* (but not the *forall-construct*).
- 32
- 33 • The `INDEPENDENT` directive.
- 34
- 35 • The `SEQUENCE` and `NO SEQUENCE` directives.
- 36
- 37 • The system inquiry intrinsic functions `NUMBER_OF_PROCESSORS` and
- 38 `PROCESSORS_SHAPE`.
- 39 • The computational intrinsic functions `ILEN`, and the HPF extended Fortran intrin-
- 40 sics `MAXLOC` and `MINLOC`, with the restriction that any actual argument expression
- 41 corresponding to an optional `DIM` argument must be an initialization expression.

42 For a discussion of the rationale by which features were chosen for the HPF 1.1 Subset,
43 please consult HPF Language Specification Version 1.1.

44
45
46
47
48

1
2
3
4
5
6
7
8
9
10
11
12
13
14
15
16
17
18
19
20
21
22
23
24
25
26
27
28
29
30
31
32
33
34
35
36
37
38
39
40
41
42
43
44
45
46
47
48

1
2
3
4
5
6
7
8
9
10
11
12
13
14
15
16
17
18
19
20
21
22
23
24
25
26
27
28
29
30
31
32
33
34
35
36
37
38
39
40
41
42
43
44
45
46
47
48

Annex D

Previous HPFF Acknowledgments

The current HPF 2.0 document would not have been possible without the contributions of the previous series of HPFF meetings. Following are the acknowledgements for those efforts.

D.1 HPFF Acknowledgments

Technical development for HPF 1.0 was carried out by subgroups, and was reviewed by the full committee. Many people served in positions of responsibility:

- Ken Kennedy, Convener and Meeting Chair;
- Charles Koelbel, Executive Director and Head of the FORALL Subgroup;
- Mary Zosel, Head of the Fortran 90 and Storage Association Subgroup;
- Guy Steele, Head of the Data Distribution Subgroup;
- Rob Schreiber, Head of the Intrinsic Subgroup;
- Bob Knighten, Head of the Parallel I/O Subgroup;
- Marc Snir, Head of the Extrinsic Subgroup;
- Joel Williamson and Marina Chen, Heads of the Subroutine Interface Subgroup; and
- David Loveman, Editor.

Geoffrey Fox convened the first HPFF meeting with Ken Kennedy and later led a group to develop benchmarks for HPF. Clemens-August Thole organized a group in Europe and was instrumental in making this an international effort. Charles Koelbel produced detailed meeting minutes that were invaluable to subgroup heads in preparing successive revisions to the draft proposal. Guy Steele developed L^AT_EX macros for a variety of tasks, including formatting BNF grammar, Fortran code and pseudocode, and commentary material; the document would have been much less aesthetically pleasing without his efforts.

Many companies, universities, and other entities supported their employees' attendance at the HPFF meetings, both directly and indirectly. The following organizations were represented at two or more meetings by the following individuals (not including those present at the first HPFF meeting in January of 1992, for which there is no accurate attendee list):
Alliant Computer Systems Corporation David Reese

| | | |
|--|--|----|
| Amoco Production Company | Jerrold Wagener, Rex Page | 1 |
| Applied Parallel Research | John Levesque, Rony Sawdayi, Gene Wagenbreth | 2 |
| Archipel | Jean-Laurent Philippe | 3 |
| CONVEX Computer Corporation | Joel Williamson | 4 |
| Cornell Theory Center | David Presberg | 5 |
| Cray Research, Inc. | Tom MacDonald, Andy Meltzer | 6 |
| Digital Equipment Corporation | David Loveman | 7 |
| Fujitsu America | Siamak Hassanzadeh, Ken Muira | 8 |
| Fujitsu Laboratories | Hidetoshi Iwashita | 9 |
| GMD-IT, Sankt Augustin | Clemens-August Thole | 10 |
| Hewlett Packard | Maureen Hoffert, Tin-Fook Ngai, Richard Schooler | 11 |
| IBM | Alan Adamson, Randy Scarborough, Marc Snir, Kate Stewart | 12 |
| Institute for Computer Applications in Science & Engineering ... | Piyush Mehrotra | 13 |
| Intel Supercomputer Systems Division | Bob Knighten | 14 |
| Lahey Computer | Lev Dyadkin, Richard Fuhler, Thomas Lahey, Matt Snyder | 15 |
| Lawrence Livermore National Laboratory | Mary Zosel | 16 |
| Los Alamos National Laboratory | Ralph Brickner, Margaret Simmons | 17 |
| Louisiana State University | J. Ramanujam | 18 |
| MasPar Computer Corporation | Richard Swift | 19 |
| Meiko, Inc. | James Cowrie | 20 |
| nCUBE, Inc. | Barry Keane, Venkata Konda | 21 |
| Ohio State University | P. Sadayappan | 22 |
| Oregon Graduate Institute of Science and Technology | Robert Babb II | 23 |
| The Portland Group, Inc. | Vince Schuster | 24 |
| Research Institute for Advanced Computer Science | Robert Schreiber | 25 |
| Rice University | Ken Kennedy, Charles Koelbel | 26 |
| Schlumberger | Peter Highnam | 27 |
| Shell | Don Heller | 28 |
| State University of New York at Buffalo | Min-You Wu | 29 |
| SunPro and Sun Microsystems | Prakash Narayan, Douglas Walls | 30 |
| Syracuse University | Alok Choudhary, Tom Haupt | 31 |
| TNO-TU Delft | Edwin Paalvast, Henk Sips | 32 |
| Thinking Machines Corporation | Jim Bailey, Richard Shapiro, Guy Steele | 33 |
| United Technologies Corporation | Richard Shapiro | 34 |
| University of Stuttgart | Uwe Geuder, Bernhard Woerner, Roland Zink | 35 |
| University of Southampton | John Merlin | 36 |
| University of Vienna | Barbara Chapman, Hans Zima | 37 |
| Yale University | Marina Chen, Alope Majumdar | 38 |

39

Many people contributed sections to the final language specification and HPF Journal of Development, including Alok Choudhary, Geoffrey Fox, Tom Haupt, Maureen Hoffert, Ken Kennedy, Robert Knighten, Charles Koelbel, David Loveman, Piyush Mehrotra, John Merlin, Tin-Fook Ngai, Rex Page, Sanjay Ranka, Robert Schreiber, Richard Shapiro, Marc Snir, Matt Snyder, Guy Steele, Richard Swift, Min-You Wu, and Mary Zosel. Many others contributed shorter passages and examples and corrected errors.

45

Because public input was encouraged on electronic mailing lists, it is impossible to identify all who contributed to discussions; the entire mailing list was over 500 names long. Following are some of the active participants in the HPFF process not mentioned above:

46

47

48

| | | | |
|----|----------------------|-------------------|------------------------|
| 1 | N. Arunasalam | Werner Assmann | Marc Baber |
| 2 | Babak Bagheri | Vasanth Bala | Jason Behm |
| 3 | Peter Belmont | Mike Bernhardt | Keith Bierman |
| 4 | Christian Bishop | John Bolstad | William Camp |
| 5 | Duane Carbon | Richard Carpenter | Brice Cassenti |
| 6 | Doreen Cheng | Mark Christon | Fabien Coelho |
| 7 | Robert Corbett | Bill Crutchfield | J. C. Diaz |
| 8 | James Demmel | Alan Egolf | Bo Einarsson |
| 9 | Pablo Elustondo | Robert Ferrell | Rhys Francis |
| 10 | Hans-Hermann Frese | Steve Goldhaber | Brent Gorda |
| 11 | Rick Gorton | Robert Halstead | Reinhard von Hanxleden |
| 12 | Hiroki Honda | Carol Hoover | Steven Huss-Lederman |
| 13 | Ken Jacobsen | Elaine Jacobson | Behm Jason |
| 14 | Alan Karp | Ronan Keryell | Anthony Kimball |
| 15 | Ross Knippe | Bruce Knobe | David Kotz |
| 16 | Ed Krall | Tom Lake | Peter Lawrence |
| 17 | Bryan Lawver | Bruce Leasure | Stewart Levin |
| 18 | David Levine | Theodore Lewis | Woody Lichtenstein |
| 19 | Ruth Lovely | Doug MacDonald | Raymond Man |
| 20 | Stephen Mark | Philippe Marquet | Jeanne Martin |
| 21 | Oliver McBryan | Charlie McDowell | Michael Metcalf |
| 22 | Charles Mosher | Len Moss | Lenore Mullin |
| 23 | Yoichi Muraoka | Bernie Murray | Vicki Newton |
| 24 | Dale Nielsen | Kayutov Nikolay | Steve O'Neale |
| 25 | Jeff Painter | Cherri Pancake | Harvey Richardson |
| 26 | Bob Riley | Kevin Robert | Ron Schmucker |
| 27 | J.L. Schonfelder | Doug Scofield | David Serafini |
| 28 | G.M. Sigut | Anthony Skjellum | Niraj Srivastava |
| 29 | Paul St.Pierre | Nick Stanford | Mia Stephens |
| 30 | Jaspal Subhlok | Xiaobai Sun | Hanna Szoke |
| 31 | Bernard Tourancheau | Anna Tsao | Alex Vasilevsky |
| 32 | Stephen Vavasis | Arthur Veen | Brian Wake |
| 33 | Ji Wang | Karen Warren | D.C.B. Watson |
| 34 | Matthijs van Waveren | Robert Weaver | Fred Webb |
| 35 | Stephen Whitley | Michael Wolfe | Fujio Yamamoto |
| 36 | Marco Zagha | | |

37 The following organizations made the language draft available by anonymous FTP
38 access and/or mail servers: AT&T Bell Laboratories, Cornell Theory Center, GMD-I1.T
39 (Sankt Augustin), Oak Ridge National Laboratory, Rice University, Syracuse University,
40 and Thinking Machines Corporation. These outlets were instrumental in distributing the
41 document.

42 The High Performance Fortran Forum also received a great deal of volunteer effort in
43 nontechnical areas. Theresa Chatman and Ann Redelfs were responsible for most of the
44 meeting planning and organization, including the first HPPF meeting, which drew over 125
45 people. Shaun Bonton, Rachele Harless, Rhonda Perales, Seryu Patel, and Daniel Swint
46 helped with many logistical details. Danny Powell spent a great deal of time handling the
47 financial details of the project. Without these people, it is unlikely that HPF would have
48 been completed.

HPFF operated on a very tight budget (in reality, it had no budget when the first meeting was announced). The first meeting in Houston was entirely financed from the conferences budget of the Center for Research on Parallel Computation, an NSF Science and Technology Center. DARPA and NSF have supported research at various institutions that have made a significant contribution towards the development of High Performance Fortran. Their sponsored projects at Rice, Syracuse, and Yale Universities were particularly influential in the HPFF process. Support for several European participants was provided by ESPRIT through projects P6643 (PPPE) and P6516 (PREPARE).

D.2 HPFF94 Acknowledgments

The HPFF 1.1 version of the document was prepared during the HPFF94 series of meetings. A number of people shared technical responsibilities for the activities of the HPFF94 meetings:

- Ken Kennedy, Convener and Meeting Chair;
- Mary Zosel, Executive Director and head of CCI Group 2;
- Richard Shapiro, Head of CCI Group 1;
- Ian Foster, Head of Tasking Subgroup;
- Alok Choudhary, Head of Parallel I/O Subgroup;
- Chuck Koelbel, Head of Irregular Distributions Subgroup;
- Rob Schreiber, Head of Implementation Subgroup;
- Joel Saltz, Head of Benchmarks Subgroup;
- David Loveman, Editor, assisted by Chuck Koelbel, Rob Schreiber, Guy Steele, and Mary Zosel, section editors.

Attendance at the HPFF94 meetings included the following people from organizations that were represented two or more times.

| | |
|------------------------------------|--|
| Don Heller | Ames Laboratory |
| Jerrold Wagener | Amoco Production Company |
| John Levesque | Applied Parallel Research |
| Ian Foster | Argonne National Laboratory |
| Terry Pratt | CESDIS/NASA Goddard |
| Jim Cowie | Cooperating Systems |
| Andy Meltzer, Jon Steidel | Cray Research, Inc. |
| David Loveman | Digital Equipment Corporation |
| Bruce Olsen | Hewlett Packard |
| E. Nunohiro, Satoshi Itoh | Hitachi |
| Henry Zongaro | IBM |
| Piyush Mehrotra | Institute for Computer Applications in Science & Engineering |
| Bob Knighten, Roy Touzeau | Intel SSD |
| Mary Zosel, Bor Chan, Karen Warren | Lawrence Livermore National Laboratory |
| Ralph Brickner | Los Alamos National Laboratory |
| J. Ramanujam | Louisiana State University |

1 Paula Vaughan, Donna Reese Mississippi State University and NSF ERC
 2 Shoichi Sakon, Yoshiki Seo NEC
 3 P. Sadayappan, Chua-Huang Huang Ohio State University
 4 Andrew Johnson OSF Research Institute
 5 Chip Rodden, Jeff Vanderlip Pacific Sierra Research
 6 Larry Meadows, Doug Miles The Portland Group, Inc.
 7 Robert Schreiber Research Institute for Advanced Computer Science
 8 Ken Kennedy, Charles Koelbel Rice University
 9 Ira Baxter Schlumberger
 10 Alok Choudhary Syracuse University
 11 Guy Steele Thinking Machines Corporation, Sun Microsystems
 12 Richard Shapiro Thinking Machines Corp., Silicon Graphics Inc.
 13 Scott Baden, Val Donaldson University of California, San Diego
 14 Robert Babb University of Denver
 15 Joel Saltz, Paul Havlak University of Maryland
 16 Nicole Nemer-Preece University of Missouri-Rolla
 17 Hans Zima, Siegfried Benkner, Thomas Fahringer University of Vienna

18 An important activity of HPPF94 was the processing of the many items submitted for
 19 comment and interpretation which led to the HPF 1.1 update of the language document.
 20 A special acknowledgement goes to Henry Zongaro, IBM, for many thoughtful questions
 21 exposing dark corners of language design that were previously overlooked, and to Guy
 22 Steele, Thinking Machines/Sun Microsystems for his analysis of, and solutions for some of
 23 the thornier issues discussed. And general thanks to the people who submitted comments
 24 and interpretation requests, including:

25 David Loveman, Michael Hennecke, James Cownie, Adam Marshall, Stephen Ehrlich,
 26 Mary Zosel, Matt Snyder, Larry Meadows, Dick Hendrickson, Dave Watson, John Merlin,
 27 Vasanth Bala, Paul.Wesson, Denis.Hugli, Stanly Steinberg, Henk Sips, Henry Zongaro,
 28 Eiji.Nunohiro, Jens Bloch Helmers, Rob Schreiber, David B. Serafini, and Allan Knies.

29 Other special mention goes to Chuck Koelbel at Rice University for continued mainte-
 30 nance of the HPPF mailing lists, to Donna Reese and staff at Mississippi State University
 31 for establishing and maintaining a WWW home-page for HPPF, and to the University of
 32 Maryland for establishing a benchmark FTP site.

33 Theresa Chatman and staff at Rice University were responsible for meeting planning
 34 and organization and Danny Powell continued to handle financial details of the project.

35 HPPF94 received direct support for research and administrative activities from grants
 36 from ARPA, DOE, and NSF.

37
 38
 39
 40
 41
 42
 43
 44
 45
 46
 47
 48

1
2
3
4
5
6
7
8
9
10
11
12
13
14
15
16
17
18
19
20
21
22
23
24
25
26
27
28
29
30
31
32
33
34
35
36
37
38
39
40
41
42
43
44
45
46
47
48

Bibliography

- [1] American National Standards Institute, Inc., 1430 Broadway, New York, NY. *American National Standard Programming Language FORTRAN*, ANSI X3.9-1978, approved April 3, 1978.
- [2] American National Standards Institute, Inc., 1430 Broadway, New York, NY. *American National Standard for Information Systems Programming Language FORTRAN*, S8 (X3.9-198x) Revision of X3.9-1978, Draft S8, Version 104, April 1987.
- [3] High Performance Fortran Forum. *High Performance Fortran Language Specification* Scientific Programming, 2,1, 1993. Also published as: CRPC-TR92225, Center for Research on Parallel Computation, Rice University, Houston, TX, 1992 (revised May 1993). Also published as: Fortran Forum, 12,4, Dec. 1993 and 13,2, June 1994.
- [4] High Performance Fortran Forum. *High Performance Fortran Language Specification, version 1.0* CRPC-TR92225, Center for Research on Parallel Computation, Rice University, Houston, TX, 1992 (revised May 1993).
- [5] US Department of Defense. *Military Standard, MIL-STD-1753: FORTRAN, DoD Supplement to American National Standard X3.9-1978*, November 9, 1978.

- 1
- 2
- 3
- 4
- 5
- 6
- 7
- 8
- 9
- 10
- 11
- 12
- 13
- 14
- 15
- 16
- 17
- 18
- 19
- 20
- 21
- 22
- 23
- 24
- 25
- 26
- 27
- 28
- 29
- 30
- 31
- 32
- 33
- 34
- 35
- 36
- 37
- 38
- 39
- 40
- 41
- 42
- 43
- 44
- 45
- 46
- 47
- 48

Annex E

Policy and Mechanism for Recognized Extrinsic Interfaces

HPF defines certain extrinsics such as `HPF_LOCAL`, and `HPF_SERIAL` as interfaces that HPFF believes are useful to the HPF community. But there are many more such extrinsic interfaces beyond those maintained by HPFF. HPFF has adopted a policy of formally recognizing certain extrinsic interface definitions, where the interface, and its addition to the HPF document is considered to be a service to the HPF community. Examples are language bindings to HPF or library packages.

E.1 Extrinsic Policy

To be considered for HPFF recognition, a proposed extrinsic must demonstrate the following things. It should be noted, however, that meeting these criteria does not guarantee acceptance of a proposed interface by HPFF.

- conformance to HPF rules for calling extrinsics,
- significant new functionality,
- existing practice such as users, implementations, etc.,
- institutional backing with evidence of ongoing support,
- coherent documentation,
- non-proprietary interface definition, and
- copyright goes to HPFF for interface, with permission to use (royalty free).

If a proposed extrinsic is accepted by HPFF, then:

- HPFF will recognize the interface and reference it in documentation, but HPFF does not assume responsibility for the extrinsic or its interface.
- The sponsor of the extrinsic must continue to conform to the HPF interface rules for extrinsics. The interface HPFF approves must not change without HPFF approval.
- The sponsor must assume responsibility for any CCI requests concerning the extrinsic.

A list of recognized extrinsic interfaces will be included in HPF documentation, with the following guidelines:

- There should be a single page introduction to the extrinsic which contains:
 - the name of the extrinsic,
 - a brief abstract of functionality,
 - a brief and informal description of the interface,
 - information about platform and system availability, and
 - reference and contacts for formal documentation, continued responsibility, and additional information (e.g. compiler availability).
- There should be about two pages with short examples of usage.
- A short paper with the formal definition of the interface and an informal description of the functionality of the extrinsic.

E.2 Extrinsic Interface Mechanism

The HPF www-home page will have instructions for submission of an extrinsic interface. For HPFF consideration, the sponsor prepares a proposal that includes:

- a statement of what significant new functionality is provided,
- a description of existing practice,
- a statement of institutional backing with evidence of ongoing support,
- a copy of the complete documentation or a reference to an online version of the documentation,
- a draft of the text (described above) that would be included in the HPFF documentation, and
- a statement justifying the claim that the interface follows HPF conventions for calling extrinsics.

If the proposed extrinsic interface is approved by HPFF, the sponsor then submits:

- a formal statement for HPFF records that the interface definition is non-proprietary and that the copyright of the interface belongs HPFF,
- the formal contact for CCI and continued maintenance of the interface, and
- a copy of the interface documentation formatted for HPFF use, including a copy in the current document and web mark-up languages.

Annex F

HPF_CRAFT

HPF_CRAFT is a hybrid language, combining an SPMD execution model with high performing HPF features. The model combines the multi-threaded execution of HPF_LOCAL and the HPF syntax. The goal of HPF_CRAFT is to attain the potential performance of an SPMD programming model with access to HPF features and a well-defined extrinsic interface to HPF.

F.1 Introduction

HPF_CRAFT is a hybrid language, combining an SPMD execution model with high performing and portable HPF features. The model combines the multi-threaded execution of HPF_LOCAL and the HPF syntax and features. The goal of HPF_CRAFT is to attain the potential performance of an SPMD programming model with access to HPF features and a well-defined extrinsic interface to HPF. It is built on top of the HPF_LOCAL extrinsic environment.

SPMD features and a multi-threaded model allow the user to take advantage of the performance and opportunity for low level access of a more general purpose programming model. Including HPF data distribution features gives the programmer access to high performing aspects of both models, but with the added responsibility of working with a more low-level execution model. HPF_CRAFT is best suited for platforms that support one way communication features, but is consistent with HPF and easily targeted for platforms that have HPF and can support SPMD programming styles.

The HPF features included in HPF_CRAFT are a subset of the full HPF language chosen for their performance and their broad portability and ease of use. HPF_CRAFT contains additional features to support SPMD programming styles. There are some differences from HPF, however. For example, I/O causes differences; in HPF_CRAFT different processors are allowed to read from different files at the same time, in HPF the processors must all read from the same file. The differences in the models are principally caused by the multi-threaded execution model and the introduction of HPF_LOCAL data rules.

HPF_CRAFT allows for the notion of *private data*. Data defaults to a mapping in which data items are allocated so that each processor has a unique copy. The values of the individual data items and the flow of control may vary from processor to processor within HPF_CRAFT. This behavior is consistent with the behavior of HPF_LOCAL. In HPF_CRAFT a processor may be individually named and code executed based upon which processor it is executing on. HPF_CRAFT also allows for the notion of *private loops*. A

private loop is executed in entirety by each processor.

The rules governing the interface to HPF_CRAFT subprograms are similar to those for the HPF_LOCAL interface. Dummy arguments use a hybrid of the interfaces between HPF and itself and that of HPF and HPF_LOCAL. Explicitly mapped dummy arguments behave just as they do in HPF, while default (private) dummy arguments use the HPF_LOCAL calling convention.

HPF_CRAFT will be initially made available on Cray MPP systems and may also be available on Cray vector architectures. Future versions of HPF_CRAFT are possible on other vendor's architectures as well.

HPF_CRAFT is being implemented for Cray Research by The Portland Group, Inc. For Cray systems, HPF_CRAFT may be obtained through the Cray Research Inc. Orderdesk,

Cray Research Inc.
 orderdsk@cray.com
 (612) 683-5907

Additional formal documentation, requests, and suggestions can be made to

The Portland Group
 9150 SW Pioneer Ct., Suite H
 Wilsonville, OR 97070
 (503) 682-2806
 trs@pgroup.com

F.2 Examples of Use

HPF_CRAFT is intended for use in circumstances where greater control and performance are desired for MIMD style architectures. Since data may be declared to be private, local control is made more available and since processor information is available message passing and direct memory access programming styles can be seamlessly integrated with explicitly mapped data.

The following examples show some of the capabilities of HPF_CRAFT that are different from those of HPF. Others, such as integrated message passing and synchronization primitives are not shown. Much of HPF can also be used within HPF_CRAFT.

Example 1 illustrates the difference between the default distribution for data and the distribution of mapped data.

! Example 1

```

      INTEGER PRIVATE_A(100, 20), PRIVATE_B(12, 256), PRIVATE_C
      INTEGER MAPPED_A(100, 20), MAPPED_B(12, 256), MAPPED_C
!HPF$ DISTRIBUTE MAPPED_A(BLOCK, BLOCK), MAPPED_B(BLOCK, *), MAPPED_C

```

In the above example, given 8 processors, there would be $8 * 100 * 20$ (or 16,000) elements in the array PRIVATE_A. Each processor contains an entire array named PRIVATE_A. The elements of PRIVATE_A on processor 1 cannot be referenced using implicit syntax by any

1 other processor. There are only 100 * 20 (or 2000) elements of array `MAPPED_A`, however,
 2 and these elements are distributed about the machine in a (`BLOCK`, `BLOCK`) fashion.

3 The difference between the `PRIVATE_A` declaration in `HPF_CRAFT` and that in `HPF`
 4 is the most instructive. In `HPF_CRAFT` each processor contains one copy of the array,
 5 and the values of the elements of the array may vary from processor to processor. `HPF`
 6 implementations are permitted to make one copy of the array per processor the default, but
 7 the values of these copies must remain coherent across all processors. In `HPF` there is no
 8 way to write a conforming program in which different processors have different values for
 9 the same array.

10 Example 2 shows the usefulness of the `ON` clause for the `INDEPENDENT` loop as well as
 11 giving an example of how private data may be used.

12
 13 ! Example 2

```

14
15     PRIVATE_C = 0
16 !HPF$ INDEPENDENT (I, J) ON MAPPED_B(I, J)
17     DO J=1,256
18         DO I=1,12
19             MAPPED_B(I, J) = MAPPED_B(I, J) + 5
20             PRIVATE_C = PRIVATE_C + MAPPED_B(I, J)
21         ENDDO
22     ENDDO
23
24

```

25 In this example, each iteration is executed on the processor containing the data that is
 26 mapped to it. The user was allowed to specify this.

27 In addition, the private variable `PRIVATE_C` is used to compute a total for each processor.
 28 At the end of execution of the loop, the values of `PRIVATE_C` may be different on each
 29 processor depending upon the values in the elements of the array on each processor. This
 30 data may be used as is, or it can be quickly summed using a barrier or an `ATOMIC UPDATE`.

31 Example 3 shows the final total value being combined into the variable `MAPPED_C` whose
 32 value is available to all processors.

33
 34 ! Example 3

```

35     MAPPED_C = 0
36 !HPF$ ATOMIC UPDATE
37     MAPPED_C = MAPPED_C + PRIVATE_C
38
39

```

40 Example 4 shows how the language allows private data to vary from processor to
 41 processor.

42
 43 ! Example 4

```

44
45     IF (MY_PE() .EQ. 5) THEN
46         PRIVATE_C = some-big-expression
47     ENDIF
48

```

In this example, `PRIVATE_C` on processor 5 will have the result of *some-big-expression*. Each processor can do distinctly different work and communicate through mapped data.

The code fragment in Example 5 is from an application and shows a few features of the language.

```

! Example 5

!HPF$ GEOMETRY G(*, CYCLIC)
      REAL FX(100,100), FY(100,100), FZ(100,100)
!HPF$ DISTRIBUTE (G) :: FX,FY,FZ
      REAL FXP(100,16,100), FYP(100,16,100)
!HPF$ DISTRIBUTE FXP(*,*, BLOCK) FYP(*,*, BLOCK)
      INTEGER CELL, ATOM, MAP(1000), NACELL(1000)

!HPF$ INDEPENDENT (CELL) ON FX(1,CELL)
      DO CELL=1,100
        JCELLO = 16*(CELL-1)
        DO NABOR = 1, 13
          JCELL = MAP(JCELLO+NABOR)
          DO ATOM=1, NACELL(CELL)
            FX(ATOM, CELL) = FX(ATOM, CELL) + FXP(ATOM, NABOR, JCELL)
            FY(ATOM, CELL) = FY(ATOM, CELL) + FYP(ATOM, NABOR, JCELL)
          ENDDO
        ENDDO
      ENDDO

```

The `GEOMETRY` directive allows the user to generically specify a mapping and use it to apply to many arrays (they need not have the same extents.)

Example 5 has a single `INDEPENDENT` loop which is the outer loop. It executes 100 iterations total. Within this loop the private value of `JCELLO` is set for each processor (ensuring that it is a local computation everywhere.) Nested inside the `INDEPENDENT` loop is a private loop; this loop executes 13 times *per* processor. Inside this loop `JCELL` is computed locally on each processor, minimizing unnecessary communication. Finally the innermost loop is also private.

F.3 External Interface

This section describes the behavior when an `HPF_CRAFT` routine is called from `HPF`.

The calling convention and argument passing rules for `HPF_CRAFT` are a hybrid of those for `HPF` calling `HPF_LOCAL` and `HPF` calling `HPF`. Explicit interfaces are required. Where dummy arguments are private (default) storage, the `HPF` calling `HPF_LOCAL` conventions are used. Where dummy arguments are explicitly mapped, the calling convention matches `HPF` calling `HPF`.

There are a number of constraints on `HPF_CRAFT` routines that are called from `HPF`. The following is a list of restrictions placed on `HPF_CRAFT` routines called from `HPF`:

- Recursive `HPF_CRAFT` routines cannot be called from `HPF`.

- 1 • HPF_CRAFT routines called from HPF may only enter the routine at a single place
2 (no alternate entries).
- 3
- 4 • An HPF_CRAFT supprogram may not be invoked directly or indirectly from within
5 the body of a **FORALL** construct or within the body of an **INDEPENDENT DO** loop that
6 is inside an HPF program.
- 7
- 8 • The attributes (type, kind, rank, optional, intent) of the dummy arguments in a
9 supprogram called by HPF must match the attributes of the corresponding dummy
10 arguments in the explicit interface.
- 11
- 12 • A dummy argument of an HPF_CRAFT supprogram called by HPF
 - 13 – must not be a procedure name.
 - 14 – must not have the **POINTER** attribute.
 - 15 – must not be sequential, unless it is also **PE_PRIVATE**.
 - 16 – must have assumed shape even when it is explicit shape in the interface.
 - 17 – if scalar, it must be mapped so that each processor has a copy of the argument.
- 18
- 19 • The default mapping of scalar dummy arguments and of scalar function results when
20 an HPF program calls an HPF_CRAFT routine is that it is replicated on each pro-
21 cessor.
- 22

23 If a dummy argument of an **EXTRINSIC('HPF_CRAFT')** routine interface block is an
24 array and the dummy argument of the HPF_CRAFT supprogram has the default private
25 mapping, then the corresponding dummy argument in the specification of the HPF_CRAFT
26 procedure must be an array of the same rank, type, and type parameters. When the extrinsic
27 procedure is invoked, the dummy argument is associated with the local array that consists
28 of the subgrid of the global array that is stored locally.

29 If the dummy argument of the HPF_CRAFT supprogram is explicitly mapped, it must
30 have the same mapping as the dummy argument of the **EXTRINSIC('HPF_CRAFT')** suppro-
31 gram. Note that this restriction does not require actual and dummy arguments to match
32 and is no more stringent than saying that mappings of dummy arguments in interface blocks
33 must match those in the actual routine.

34 35 **F.4 Execution Model**

36

37 HPF_CRAFT is built upon the fundamental execution model of HPF_LOCAL, augmented
38 with data mapping and work distribution features from HPF. It is also augmented with
39 explicit low-level control features, many taken from Cray Research's CRAFT language.

40 In HPF_CRAFT there is a single task on each processor and all tasks begin executing in
41 parallel, with data defaulting to a private distribution, the same default distribution used in
42 HPF_LOCAL. Each processor gets a copy of the data storage unless specified otherwise by
43 the user. Consequently I/O works identically to I/O in HPF_LOCAL and message passing
44 libraries are easily integrated.

45 Simply stated, the execution model is that of HPF_LOCAL.

46 To provide correct behavior when explicitly mapped data is involved, this model defines
47 implicit barrier points at which the execution model requires that all processors must stop
48 and wait for the execution of all other processors before continuing. These barriers add

additional semantics to the HPF_LOCAL behavior. An implementation may remove any of these barriers that are deemed unnecessary, but *every* processor must participate in the barriers at each one of these points.

The points where there are implicit barriers are conceptually after those instances in which the processors in the HPF_CRAFT program are executing cooperatively, as if in an HPF program (e.g., after an INDEPENDENT loop). An HPF_CRAFT program treats operations on explicitly mapped objects as if they were operations in an HPF program and it treats operations on private data as if they were executed within the HPF_LOCAL framework. It is occasionally useful for an advanced programmer to indicate to the compilation system where barriers are not needed; HPF_CRAFT has syntax to allow this capability.

F.5 HPF_CRAFT Functional Summary

HPF_CRAFT contains a number of features not available in HPF, and restricts the usage of many of the features currently available. The following is a concise list of the differences.

- INDEPENDENT has been extended to better support an ON clause.
- There are new rules defining the interaction of explicitly mapped and private data.
- Parallel inquiry intrinsics IN_PARALLEL() and IN_INDEPENDENT() have been added.
- Serial regions (MASTER / END MASTER) have been added.
- Explicit synchronization primitives are provided.
- The ATOMIC UPDATE, SYMMETRIC, and GEOMETRY directives have been added.
- Many other compiler information directives have been added to assist the compiler in producing good quality code.

F.5.1 Data Mapping Features

Data mapping features provided are those that have been found useful most often. When data is explicitly mapped, only one copy of the data storage is created unless the explicit mapping directs otherwise. The value of explicitly mapped replicated data items must be consistent between processors as is the case in HPF. Storage and sequence association for explicitly mapped arrays is not guaranteed in HPF_CRAFT. For private data, storage and sequence association follows the Fortran 90 rules.

A new directive is included for completeness: PE_PRIVATE, which specifies that the data should conform to the default behavior. The values of private variables may vary on different processors.

F.5.2 Subprogram Interfaces

The behavior and requirements of an HPF_CRAFT program at subprogram interfaces may be divided into three cases. Each case is also available using some combination of HPF and HPF_LOCAL. For dummy arguments that are explicitly mapped, the behavior is identical to that of HPF. All processors must cooperate in a subprogram invocation that remaps or explicitly maps data. In other words, if an explicit interface is required (by the HPF rules) or the subprogram declares explicitly mapped data, the subprogram must be called on all

1 processors. Processors need not cooperate if there are only reads to non-local data. The
2 **INHERIT** attribute may only be applied to explicitly mapped data.

3 Data that has the default private mapping (case two) the behavior of an **HPF_CRAFT**
4 subprogram at subprogram interfaces is identical to that of **HPF_LOCAL**. Data is passed
5 individually on every processor and the processors need not interact in any way.

6 When a subprogram is passed actual arguments that are a combination of both explic-
7 itly mapped data and private data, the explicitly mapped data follows the **HPF** rules and
8 the private data follows the **HPF_LOCAL** rules.

9 In case three, the user has the option of passing data with explicitly mapped actual
10 arguments to dummy arguments that are not explicitly mapped (i.e., private.) The mapping
11 rules for this data are identical to the mapping rules when **HPF** calls an **HPF_LOCAL**
12 subprogram. The data remains “in-place.” All **HPF** arrays are logically carved up into
13 pieces; the **HPF_CRAFT** procedure executing on a particular physical processor sees an
14 array containing just those elements of the global array that are mapped to that physical
15 processor. There is implicit barrier synchronization after an **INDEPENDENT** loop. Transfer
16 of control into or out of an **INDEPENDENT** loop is prohibited.

17 Finally, it is undefined behavior when an actual argument is private and the dummy
18 argument is explicitly mapped. A definition could be supplied for this interaction, but
19 it is the same solution that one might propose for a calling sequence when **HPF_LOCAL**
20 subprograms call **HPF** subprograms.

21 22 **F.5.3 The INDEPENDENT Directive**

23
24 The **INDEPENDENT** directive is part of **HPF_CRAFT** with the same semantics as in **HPF**.
25 However, within **INDEPENDENT** loops the values of private data may vary from processor to
26 processor. **INDEPENDENT** applied to **FORALL** has identical syntax and semantics as in **HPF**.

27 An **HPF** independent loop optionally may have a **NEW** clause. The **NEW** clause is not
28 required by **HPF_CRAFT** for default (not explicitly mapped) data. In **HPF_CRAFT** data
29 defaults to private so values may differ from processor to processor.

30 Private data has slightly different behavior than data specified in the **NEW** clause. The
31 value of a private datum on each processor can be used beyond a single iteration of the
32 loop. Private data may be used to compute local sums, for example. The values of data
33 items named in a **NEW** clause may not be used beyond a single iteration. The **NEW** clause
34 asserts that the **INDEPENDENT** directive would be valid if new objects were created for the
35 variables named in the clause for each iteration of the loop. The semantics of the **NEW** clause
36 are identical in **HPF_CRAFT** and **HPF**.

37 The semantics of an **INDEPENDENT** applied to loops containing private data references
38 changes with respect to the private data. The change can be summarized to say that instead
39 of indicating that iterations have no dependencies upon one-another, with respect to the
40 private data, iterations on different processors have no dependencies upon one-another.

41 42 **F.5.4 The ON Clause**

43
44 In addition to the version of **INDEPENDENT** available from **HPF**, a new version of **INDEPENDENT**
45 is included that incorporates the **ON** clause. There are a number of differences between the
46 versions of **INDEPENDENT** with and without the **ON** clause.

47 The new version of the **INDEPENDENT** directive may be applied to the first of a group of
48 tightly nested loops and may apply to more than one of them. This more easily facilitates

the use of the **ON** clause. The current **INDEPENDENT** directive applies only to a single loop nest. The **INDEPENDENT** directive is extended so that multiple loop nests can be named. The general syntax for these new independent loops is as follows:

```

!HPF$ INDEPENDENT (I1,I2,...,In) ON array-name(h1(I1),h2(I2),...,hn(In))
  DO I1 = L1, U1, S1
    DO I2 = L2, U2, S2
      ...
      DO In = Ln, Un, Sn
        ...
      END DO
    END DO
  END DO

```

The syntax and semantics of **INDEPENDENT** with the **ON** clause are different from its syntax and semantics without the **ON** clause. With the **ON** clause the directive states that there are no cross-processor dependencies, but there may be dependencies between iterations on a processor. There is an implicit barrier synchronization after an **INDEPENDENT** loop. Transfer of control into or out of an **INDEPENDENT** loop is prohibited.

The iteration space of an **INDEPENDENT** nest must be rectangular. That is, the lower loop bound, the upper loop bound, and the step expression for each loop indicated by the **INDEPENDENT** induction list must be invariant with regard to the **INDEPENDENT** nest. Each index expression of *array-name* in the **ON** clause (the functions h_i above,) must be one of the following two forms:

$$[a * \text{loop_control_variable} +] b$$

$$[a * \text{loop_control_variable} -] b$$

where a and b must be integer values; they can be expressions, constants, or variables. The values of a and b must be invariant with regard to the **INDEPENDENT** loop nest. For example, specifying $A(I,J,K)$ is valid. Specifying $A(3,I+J,K)$ is not valid. Specifying $A(I,I,K)$ is not valid because I appears twice. Division is prohibited in any index expression of the **ON** clause.

F.5.5 Array Syntax

Array syntax is treated identically in HPF_CRAFT as in HPF for explicitly mapped objects. For private objects the behavior is identical to that of HPF_LOCAL. When private objects and explicitly mapped objects are combined the rules are as follows:

$$result = rhs_1 \text{ op}_1 rhs_2 \text{ op}_2 \dots \text{ op}_m rhs_n$$

- If *result* is explicitly mapped and all *rhs* arrays are explicitly mapped, the work is distributed as in HPF.
- If *result* is private and all *rhs* arrays are private the computation is done on all processors as an HPF_LOCAL program would do it.
- If *result* is private and all *rhs* arrays are explicitly mapped, the work is distributed as in HPF and the values of the results are broadcast to the *result* on each processor.

- 1 • If *result* is explicitly mapped and *not* all *rhs* arrays are explicitly mapped, the results
2 of the operation are undefined, unless all corresponding elements of all private *rhs*
3 arrays have the same values.
- 4 • If *result* is private and some, but not all *rhs* arrays are explicitly mapped, the value
5 is computed on each processor and saved to the local *result*.
6

7 All processors must participate in any array syntax statement in which the value of an
8 explicitly mapped array is modified, and there is implicit barrier synchronization after the
9 statement executes.
10

11 F.5.6 Treatment of FORALL and WHERE Statements

12 The FORALL and WHERE statements are treated exactly as in HPF when data is explicitly
13 mapped. When private data is modified, the statement is executed separately on each pro-
14 cessor. Finally, when data in a FORALL or WHERE are mixed, the rules for array syntax apply.
15 If any explicitly mapped data item is modified in a *forall-stmt* or *where-stmt* then arrays in
16 the *forall-header* or *where-header* must be explicitly mapped. In a FORALL construct, if any
17 explicitly mapped array is modified, all modified arrays must be explicitly mapped. There
18 is an implicit barrier synchronization after FORALL and WHERE statements if any arrays in
19 the *forall-header* or *where-header* are explicitly mapped.
20

21 F.5.7 Synchronization Primitives

22 A number of synchronization primitives are provided. These primitives include:
23

24 Barriers (test, set, wait)
25 Locks (test, set, clear)
26 Critical Sections
27 Events (test, set, wait, clear)
28
29

30 Barriers provides an explicit mechanism for a task to indicate its arrival at a program
31 point and to wait there until all other tasks arrive. A task may test and optionally wait
32 at an explicit barrier point. In the following example, a barrier is used to make sure that
33 *block3* is not entered by any task until all tasks have completed execution of *block1*.
34

```
35       block1
36       CALL SET_BARRIER()
37       block2
38       CALL WAIT_BARRIER()
39       block3
```

40 The following example performs a similar function as above. However, while waiting for all
41 tasks to arrive at the barrier, the early tasks perform work within a loop.
42

```
43       block1
44       CALL SET_BARRIER()
45       DO WHILE (.NOT. TEST_BARRIER())
46            block2
47       END DO
48       block3
```

Locks are used to prevent the simultaneous access of data by multiple tasks. 1

The `SET_LOCK(lock)` intrinsic sets the mapped integer variable *lock* atomically. If the 2
lock is already set, the task that called `SET_LOCK` is suspended until the lock is cleared by 3
another task and then sets it. Individual locks may be tested or cleared using *result* = 4
`TEST_LOCK(lock)` and `CLEAR_LOCK(lock)` respectively. 5

A *critical section* protects access to a section of code rather than to a data object. The 6
`CRITICAL` directive marks the beginning of a code region in which only one task can enter 7
at a time. The `END CRITICAL` directive marks the end of the critical section. Transfer of 8
control into or out of a critical section is prohibited. 9

```
!HPF$ CRITICAL
    GLOBAL_SUM = GLOBAL_SUM + LOCAL_SUM
!HPF$ END CRITICAL
```

Events are typically used to record the state of a program's execution and to commu- 16
nicate that state to another task. Because they do not set locks, as do the lock routines 17
described earlier, they cannot easily be used to enforce serial access of data. They are suited 18
to work such as signalling other tasks when a certain value has been located in a search 19
procedure. There are four routines needed to perform the event functions, and each requires 20
a mapped argument. 21

The `SET_EVENT(event)` routine sets or *posts* an event; it declares that an action has 22
been accomplished or a certain point in the program has been reached. A task can post 23
an event at any time, whether the state of the event is cleared or already posted. The 24
`CLEAR_EVENT(event)` routine clears an event, the `WAIT_EVENT(event)` routine waits until a 25
particular event is posted, and the *result* = `TEST_EVENT(event)` function returns a logical 26
value indicating whether a particular event has been posted. 27

F.5.8 Barrier Removal 29

You can explicitly remove an implicit barrier after any `INDEPENDENT` loop, or after any 31
array syntax statement that modifies explicitly mapped arrays, by using the `NO BARRIER` 32
directive. 33

```
!HPF$ NO BARRIER
```

F.5.9 Serial Regions 37

It is often useful to enter a region where only one task is executing. This is particularly 39
useful for certain types of I/O. To facilitate this, two directives are provided. In addition, 40
one may optionally attach a `COPY` clause to the `END MASTER` directive which specifies the 41
private data items whose values should be broadcast to all processors. The syntax of this 42
directive is: 43

```
!HPF$ MASTER
    sequential region
    ...
!HPF$ END MASTER [, COPY( var1 [, var2, ..., varn ])]
```

1 where *var* is SYMMETRIC private data to be copied to the same named private data on other
2 processors.

3 If a routine is called within a serial region, the routine executes serially; there is no
4 way to get back to parallel execution within the routine. All explicitly mapped data is
5 accessible from within routines called in a serial region, but a routine called from within
6 a serial region cannot allocate explicitly mapped data or remap data. All processors must
7 participate in the invocation of the serial region. Transfer of control into or out of a serial
8 region is not permitted.

10 F.5.10 Libraries

11 The HPF Local Routine Library is available in HPF_CRAFT. The HPF_LOCAL intrinsic
12 environment contains a number of libraries that are useful for local SPMD programming and
13 a number of libraries that allow the user to determine global (rather than local) state infor-
14 mation. These library procedures take as input the name of a dummy argument and return
15 information on the corresponding global HPF actual argument. They may only be invoked
16 by an HPF_CRAFT procedure that was directly invoked by global HPF code. They may
17 be called only for private data. The libraries reside in a module called HPF_LOCAL_LIBRARY.
18

19 The HPF Library is available to HPF_CRAFT when called with data that is explicitly
20 mapped and all processors are participating in the call. In addition, as in HPF_LOCAL,
21 the entire HPF Library is available for use with private data. Mixing private and explicitly
22 mapped data in calls to the HPF library produces undefined behavior.

24 F.5.11 Parallel Inquiry Ininsics

25 These intrinsic functions are provided as an extension to HPF. They return a logical value
26 that provides information to the programmer about the state of execution in a program.
27

```
28     IN_PARALLEL()
29     IN_INDEPENDENT()
```

31 F.5.12 Task Identity

32 MY_PE() may be used to return the local processor number. The physical processors are
33 identified by an integer in the range of 0 to $n-1$ where n is the value returned by the
34 global HPF_LIBRARY function NUMBER_OF_PROCESSORS. Processor identifiers are returned
35 by ABSTRACT_TO_PHYSICAL, which establishes the one-to-one correspondence between the
36 abstract processors of an HPF processors arrangement and the physical processors. Also,
37 the local library function MY_PROCESSOR returns the identifier of the task executing the call.
38

40 F.5.13 Parallelism Specification Directives

41 These directives allow a user to assert that a routine will only be called from within a
42 parallel region, a serial region, or from within both regions. Without these directives an
43 implementation might be required to generate two versions of code for each routine, de-
44 pending upon implementation strategies. The directives simply make the generated code
45 size smaller and remove a test.
46

```
47 !HPF$ PARALLEL_ONLY
48 !HPF$ SERIAL_ONLY
```

```
!HPF$ PARALLEL_AND_SERIAL
```

The default is `PARALLEL_ONLY`.

F.5.14 The SYMMETRIC Directive

`SYMMETRIC` variables are private data that are guaranteed to be at the same storage location on every processor. The feature is beneficial to implementations that provide one-way communication functionality. One task can either *get* or *put* data into another task's symmetric data location, without involving the other task. There is an implicit barrier synchronization after `SYMMETRIC` data is allocated.

```
REAL PRIV1(100), PRIV2
!HPF$ SYMMETRIC PRIV1, PRIV2
```

F.5.15 The RESIDENT Directive

The `RESIDENT` directive can be specified at the loop level and at the routine level. It is an assertion that the references to particular variables in the routine (or loop) are only references to data that are local to the task making the assertion. In the following loop, all references to arrays `A`, `B`, and `C` are local to the task executing each iteration.

```
REAL A(100), B(100), C(100)
INTEGER IX(100)
!HPF$ DISTRIBUTE A(BLOCK), B(BLOCK), C(BLOCK)
!HPF$ RESIDENT A
...
!HPF$ INDEPENDENT (I) ON B(I) RESIDENT(C)
DO I = 1, 100
    A(IX(I)) = B(I) + C(IX(I))
END DO
```

F.5.16 The ATOMIC UPDATE Directive

In `HPF_CRAFT`, the `ATOMIC UPDATE` directive tells the compiler that a particular data item or the elements of a particular array for a specified operation must be updated atomically. This can be used within loops or in array syntax and applies to both the elements of an array with an assignment of a permutation and the elements of an array within a loop.

In the following example, all references to `R(IX(I))` occur atomically, thus eliminating the possibility that different iterations might try to modify the same element concurrently.

```
REAL R(200), S(1000)
INTEGER IX(1000)
!HPF$ DISTRIBUTE R(BLOCK), S(BLOCK), IX(BLOCK)
...
!HPF$ INDEPENDENT (I) ON S(I)
DO I = 1, 1000
    R(IX(I)) = S(I)
!HPF$ ATOMIC UPDATE
```



```

1           R(IX(I)) = R(IX(I)) + S(I)
2     END DO
3

```

4 F.5.17 The GEOMETRY Directive

5 The GEOMETRY directive is simliar to a `typedef` in C, only it is for data mapping. It allows
6 the user to conveniently change the mappings of many arrays at the same time. It is similar
7 in many ways to the TEMPLATE directive, but since it is bound to no particular extent it is
8 sometimes easier to apply.

```

10 !HPF$ GEOMETRY geom(d1 [, d2, ..., dn])
11 !HPF$ DISTRIBUTE ( geom ) [::] var1[, var2, ..., varm]
12

```

13 Where d_i indicates one of the allowable distribution formats.

```

14 !HPF$ GEOMETRY GBB(BLOCK, CYCLIC)
15     REAL A(300,300), B(400,400)
16 !HPF$ DISTRIBUTE (GBB) :: A, B
17 !     if GBB changes then both A and B change
18

```

19
20
21
22
23
24
25
26
27
28
29
30
31
32
33
34
35
36
37
38
39
40
41
42
43
44
45
46
47
48

1
2
3
4
5
6
7
8
9
10
11
12
13
14
15
16
17
18
19
20
21
22
23
24
25
26
27
28
29
30
31
32
33
34
35
36
37
38
39
40
41
42
43
44
45
46
47
48

Annex G

The FORTRAN 77 Local Library

The HPF standard now describes an `EXTRINSIC(LANGUAGE='F77',MODEL='LOCAL')` interface, or `EXTRINSIC(F77_LOCAL)` to use the keyword identification (see Section 11.6 for its description), similar in characteristics to the `EXTRINSIC(LANGUAGE='HPF',MODEL='LOCAL')` and `EXTRINSIC(LANGUAGE='FORTRAN',MODEL='LOCAL')` interfaces. This section describes a set of library routines to make it easier to make use of the `F77_LOCAL` interface when passing distributed array data. These library routines can facilitate, for example, a portable blend of global data parallel code with preexisting FORTRAN 77-based code using explicit message passing calls for interprocessor communication. The FORTRAN 77 Local Library interface described in this section was originally developed as part of Thinking Machines TMHPF and is now supported by Sun Microsystems Inc. For suggestions, requests, or corrections concerning this interface, please contact

Sun Microsystems Inc.
High Performance Computing
M/S UCHLO5-104
5 Omni Way
Chelmsford, MA 01824
f77-local-library@sun.com

G.1 Introduction

The basic constraints for the local model (Section 11.1) together with the `F77_LOCAL`-specific argument passing options (Section 11.6) define the nature of the `F77_LOCAL` interface: how control is to be transferred from a global HPF procedure to a set of local procedures described by an `EXTRINSIC(F77_LOCAL)` procedure interface and how data can be passed between these two types of procedures: by reference or by descriptor, and with or without temporary local reordering of data to satisfy FORTRAN 77 provisions for sequential, contiguous storage of array data in Fortran array element order. These alternative methods of argument passing can be obtained by use of the two special-purpose attributes for extrinsic dummy arguments defined for `LANGUAGE='F77'` routines: `LAYOUT('F77_ARRAY')` (the default) vs. `LAYOUT('HPF_ARRAY')`, and `PASS_BY('*')` (the default) vs. `PASS_BY('HPF_HANDLE')`. However, to take advantage of the option allowing one to pass global HPF array “handles” to local FORTRAN 77 procedures and then obtain information locally about how the local portion of a given parallel array is actually distributed requires special inquiry routines

comparable to the HPF Local Library of functions. Since this library is not only described as a module, but uses many features such as array-valued functions and optional arguments not available in FORTRAN 77 code, it is recommended that a modified FORTRAN 77 interface to this library be provided in the manner described below. Furthermore, there is the problem of describing local portions of parallel arrays in the FORTRAN 77 code used in each local routine called from a global HPF one. Since assumed-shape syntax may not be used, explicit shape arrays are required. But it is common for global distribution of arbitrary sized arrays to result in local portions of arrays that do not have constant shapes on all processors, and the actual extents in each processor cannot necessarily be predicted in advance. In order to allow programmers to obtain axis extent information at run time from the HPF global caller, a special HPF-callable subgrid inquiry subroutine is provided. A FORTRAN 77 callable version of the same routine is also described below, for flexibility in programming.

G.2 Summary

- One HPF-callable subgrid inquiry subroutine

HPF_SUBGRID_INFO

- A set of FORTRAN 77-callable inquiry subroutines

F77_SUBGRID_INFO

F77_GLOBAL_ALIGNMENT

F77_GLOBAL_DISTRIBUTION

F77_GLOBAL_TEMPLATE

F77_ABSTRACT_TO_PHYSICAL

F77_PHYSICAL_TO_ABSTRACT

F77_LOCAL_TO_GLOBAL

F77_GLOBAL_TO_LOCAL

F77_LOCAL_BLKCNT

F77_LOCAL_LINDEX

F77_LOCAL_UINDEX

F77_GLOBAL_SHAPE

F77_GLOBAL_SIZE

F77_SHAPE

F77_SIZE

F77_MY_PROCESSOR

G.3 Global HPF Subgrid Inquiry Routine

The F77_LOCAL library interface includes only one global HPF subroutine, HPF_SUBGRID_INFO, whose implementation should be added as an extension to the standard HPF Library module. Its purpose is to provide per-processor information about the local subgrids of distributed arrays. This information is often critical when passing such arrays to local procedures written in FORTRAN 77, where array argument shapes must be stated explicitly

1 in the local procedure (except in the last dimension; there are “assumed size” but no “as-
 2 sumed shape” arrays) , but may be expressed in terms of arguments passed at run time
 3 (“adjustable shape arrays”). Thus the subgrid parameters obtained from this subgrid in-
 4 quiry routine can be passed as arguments to the local routines and used there to describe
 5 the extents of the locally visible portions of global HPF arrays, as the example in Section
 6 G.5 will demonstrates.

7
 8 **HPF_SUBGRID_INFO (ARRAY, IERR, DIM, LB, UB, STRIDE,**
 9 **LB_EMBED, UB_EMBED, AXIS_MAP)**

10 **Description.** Gives local information about local subgrid allocation onto each pro-
 11 cessor of a distributed array; callable from a global HPF routine.

12 **Class.** Inquiry subroutine.

13 **Arguments.**

14
 15 **ARRAY** is a nonsequential array of any type, size, shape, or map-
 16 ping. It is an **INTENT (IN)** argument.
 17
 18 **IERR** is a scalar integer of default kind. It is an **INTENT (OUT)**
 19 argument. Its return value is zero upon successful return
 20 and nonzero otherwise. Errors result if local subgrids
 21 cannot be expressed as array sections of **ARRAY**.
 22
 23 If any of the optional arguments **LB_EMBED**, **UB_EMBED**, or
 24 **AXIS_MAP** is present, then a nonzero value is also returned
 25 if the compiler does not organize the local data in serial
 26 memory by sequence associating a larger “embedding”
 27 array (see Section G.3.1 below for more explanation).
 28
 29 **DIM (optional)** is a scalar integer of default kind. It is an **INTENT (IN)**
 30 argument. **DIM** indicates the axis along which return val-
 31 ues are desired. If **DIM** is not present, values are returned
 32 for all axes.
 33
 34 **LB (optional)** is an **INTENT (OUT)**, default integer array. If this argu-
 35 ment is present, and if the value returned in **IERR** is zero,
 36 the values returned in array **LB** are the lower bounds in
 37 global coordinates of each processor’s subgrid, along one
 38 (if **DIM** is present) or each dimension of **ARRAY**.
 39
 40 **UB (optional)** is an **INTENT (OUT)**, default integer array. If this argu-
 41 ment is present, and if the value returned in **IERR** is zero,
 42 the values returned in array **UB** are the upper bounds in
 43 global coordinates of each processor’s subgrid, along one
 44 (if **DIM** is present) or each dimension of **ARRAY**.
 45
 46 **STRIDE (optional)** is an **INTENT (OUT)**, default integer array. If this argu-
 47 ment is present, and if the value returned in **IERR** is zero,
 48 the values returned in array **STRIDE** are the strides in lo-
 cal memory between elements of each processor’s subgrid,
 along one (if **DIM** is present) or each dimension of **ARRAY**.

| | | |
|---------------------|--|--|
| LB_EMBED (optional) | is an INTENT (OUT) , default integer array. If this argument is present, and if the value returned in IERR is zero, the values returned in array LB_EMBED are the lower bounds in global coordinates of the actual global array elements allocated on each processor, possibly a superset of the user-visible subgrid, along one (if DIM is present) or each dimension of ARRAY . | 1 2 3 4 5 6 7 |
| UB_EMBED (optional) | is an INTENT (OUT) , default integer array. If this argument is present, and if the value returned in IERR is zero, the values returned in array UB_EMBED are the upper bounds in global coordinates of the actual global array elements allocated on each processor, possibly a superset of the user-visible subgrid, along one (if DIM is present) or each dimension of ARRAY . | 8 9 10 11 12 13 14 15 |
| AXIS_MAP (optional) | is a rank 2, INTENT (OUT) , default integer array. If this argument is present, its shape must be at least $[n, r]$, where n is the number of processors and r is the rank of ARRAY . If the value returned in IERR is zero, the values returned in AXIS_MAP(i, 1:r) represent the numbers of the axes of the subgrid on processor i from fastest varying to slowest varying, and form a permutation of the sequence $1, 2, \dots, r$. | 16 17 18 19 20 21 22 23 24 25 |

For the last six arguments, **LB**, **UB**, **STRIDE**, **LB_EMBED**, **UB_EMBED**, and **AXIS_MAP**, each array has a first axis of extent at least **n**, where **n** is the number of processors, and the first **n** indices of that axis of each array must be distributed (perhaps via an explicit **CYCLIC** or **BLOCK** distribution) one index per processor. If a second dimension is needed, it should be a collapsed axis of extent at least equal to the rank of **ARRAY**.

If **HPF_SUBGRID_INFO** is called, and the elements of **ARRAY** that are local to any particular processor are not representable as an array section of the global user array, then a nonzero value is returned for **IERR**. Otherwise, if any of the optional arguments **LB**, **UB**, or **STRIDE** is present, then the lower bounds, upper bounds, or strides, respectively, that describe the local array sections are returned in terms of one-based, global coordinates.

G.3.1 Subgrid Inquiries Involving Embedding Arrays

In the common case in which the elements of each local subgrid of the global array argument are distributed across processors, with no overlap, and allocated in local memory like a local FORTRAN 77 array, as a contiguous sequence of elements in Fortran array element order, these three last optional arguments would not be required.

However, some implementations may choose less common layouts in local memory, that involve “embedding” these elements in a larger array section of equal rank that *is* sequence-associated in serial memory. For example, alignment of axes of arrays in different orders may result in a permuting embedding of the subgrid. Or axes of subgrids may be padded with ghost cells, either for stencil optimizations or to achieve same-size subgrids on all nodes.

In variations such as these, we may still view the subgrid as being “embedded” in a sequence associated array which may be accessible in `F77_LOCAL` operations, if the permutation of axes, shape of any embedding array, and offsets into that array can be obtained at runtime. The last three arguments of `HPF_SUBGRID_INFO` are provided to allow programmers to obtain this information when it is appropriate, with the help of the `IERR` flag to signal when this is not the case.

In this mapping, local memory has been allocated for a larger array section, with coordinates (`LB_EMBED` : `UB_EMBED` : `STRIDE`). The coordinates of the *actual* computational elements are limited to the subset (`LB` : `UB` : `STRIDE`). The sequence association is generalized to an arbitrary mapping of axes. Here, `AXIS_MAP` numbers the axes from fastest varying to slowest varying. If `LB_EMBED`, `UB_EMBED`, or `AXIS_MAP` is specified in a call to `HPF_SUBGRID_INFO` but `ARRAY` does not satisfy the assumptions of this mapping model, then a nonzero value is returned for `IERR`.

G.4 Local FORTRAN 77 Inquiry Routines

Here the F77-callable inquiry subroutines are described briefly. These provide essentially the same capability as the combination of the HPF intrinsic array inquiry functions such as `SHAPE` and `SIZE`, together with the `HPF LOCAL LIBRARY` inquiry routines. The subroutine `F77_SUBGRID_INFO` serves as a local counterpart to the globally callable subroutine `HPF_SUBGRID_INFO` described above. In all of the following:

- `ARRAY` is a dummy argument passed in from a global HPF caller using the `LAYOUT ('HPF_ARRAY')` attribute and declared within the FORTRAN 77 local subroutine as a scalar integer variable. It is an `INTENT (IN)` argument.
- `DIM` is a scalar integer of default kind. It is an `INTENT (IN)` argument. This argument specifies a particular axis of the global array associated with `ARRAY` or, if `DIM = -1`, inquiry is for all axes.
- An “inquiry result” is an `INTENT (OUT)` argument. If `DIM = -1`, it is a rank-one array of size equal to at least the rank of the global array associated with `ARRAY`, returning information associated with all axes. If `DIM` is positive, the “inquiry result” is a scalar, returning information only for the axis indicated by `DIM`.
- The arguments are defined in the same way as for the corresponding `HPF` or `HPF_LOCAL` routines unless otherwise noted. See the description of `HPF_SUBGRID_INFO` above and Section 11.7.1 for full specifications of the similarly-named `HPF_LOCAL_LIBRARY` procedures.

`F77_SUBGRID_INFO (ARRAY, IERR1, IERR2, DIM, LB, UB, STRIDE, LB_EMBED, UB_EMBED, AXIS_MAP)`

Description. This is a FORTRAN 77-callable version of the HPF subroutine `HPF_SUBGRID_INFO`.

Arguments.

`IERR1` is a scalar integer of default kind. It is an `INTENT (OUT)` argument. Its return value is zero if `LB`, `UB`, and `STRIDE` were determined successfully and nonzero otherwise.

IERR2 is a scalar integer of default kind. It is an `INTENT (OUT)` argument. Its return value is zero if `LB_EMBED` and `UB_EMBED` were determined successfully and nonzero otherwise.

`LB`, `UB`, `STRIDE`, `LB_EMBED`, `UB_EMBED`, `AXIS_MAP` are “inquiry results” of default integer type. They are the lower and upper bounds and strides of the array sections describing the local data (in terms of global indices), the lower and upper bounds of the embedding arrays (again, in terms of global indices), and the axes of the embedding arrays to which the axes of `ARRAY` are mapped.

F77_GLOBAL_ALIGNMENT (ALIGNEE, LB, UB, STRIDE, AXIS_MAP, IDENTITY_MAP, DYNAMIC, NCOPIES)

Description. This is a FORTRAN 77-callable version of the `HPF_LOCAL` subroutine `GLOBAL_ALIGNMENT`. All but the first are `INTENT (OUT)` arguments whose return values are as specified by the corresponding HPF routine.

Arguments.

`ALIGNEE` is a dummy argument passed in from global HPF. It is an `INTENT (IN)` argument.

`LB`, `UB`, `STRIDE`, `AXIS_MAP` are integer arrays of rank one. Their size must be at least equal to the rank of the global HPF array associated with `ALIGNEE`.

`IDENTITY_MAP`, `DYNAMIC` are scalar logicals.

`NCOPIES` is a scalar integer of default kind.

F77_GLOBAL_DISTRIBUTION (DISTRIBUTE, AXIS_TYPE, AXIS_INFO, PROCESSORS_RANK, PROCESSORS_SHAPE)

Description. This is a FORTRAN 77-callable version of the `HPF_LOCAL` subroutine `GLOBAL_DISTRIBUTION`. All but the first are `INTENT (OUT)` arguments whose return values are as specified by the corresponding HPF routine.

Arguments.

`DISTRIBUTE` is a dummy argument passed in from global HPF. It is an `INTENT (IN)` argument.

`AXIS_TYPE` is a `CHARACTER*9` array of rank one. Its size must be at least equal to the rank of the global HPF array associated with `DISTRIBUTE`.

`AXIS_INFO` is a default integer array of rank one. Its size must be at least equal to the rank of the global HPF array associated with `DISTRIBUTE`.

`PROCESSORS_RANK` is a scalar of default integer type.

1 PROCESSORS_SHAPE is an integer array of rank one. Its size must be at least
2 equal to the value returned by PROCESSORS_RANK.
3

4 **F77_GLOBAL_TEMPLATE (ALIGNEE, TEMPLATE_RANK, LB, UB,**
5 **AXIS_TYPE, AXIS_INFO, NUMBER_ALIGNED, DYNAMIC)**
6

7 **Description.** This is a FORTRAN 77-callable version of the HPF_LOCAL subroutine
8 GLOBAL_TEMPLATE. All but the first are INTENT (OUT) arguments whose return values
9 are as specified by the corresponding HPF routine.
10

11 **Arguments.**

12
13 ALIGNEE is a dummy argument passed in from global HPF. It is
14 an INTENT (IN) argument.

15 TEMPLATE_RANK is a scalar integer of default kind.
16

17 LB, UB, AXIS_INFO are integer arrays of rank one. Their size must be at least
18 equal to the rank of the align-target to which the global
19 HPF array associated with ALIGNEE is ultimately aligned.
20

21 AXIS_TYPE is a CHARACTER*10 array of rank one. Its size must be at
22 least equal to the rank of the align-target to which the
23 global HPF array associated with ALIGNEE is ultimately
24 aligned.

25 NUMBER_ALIGNED is a scalar integer of default kind.
26

27 DYNAMIC is a scalar logical.
28

29 **F77_ABSTRACT_TO_PHYSICAL (ARRAY, INDEX, PROC)**
30

31 **Description.** This is a FORTRAN 77-callable version of the HPF_LOCAL subroutine
32 ABSTRACT_TO_PHYSICAL.
33

34 **Arguments.**

35
36 INDEX is a rank-one, INTENT (IN), integer array.

37 PROC is a scalar, INTENT (OUT), integer.
38

39 **F77_PHYSICAL_TO_ABSTRACT (ARRAY, PROC, INDEX)**
40

41 **Description.** This is a FORTRAN 77-callable version of the HPF_LOCAL subroutine
42 PHYSICAL_TO_ABSTRACT.
43

44 **Arguments.**

45
46 PROC is a scalar, INTENT (IN), integer.
47

48 INDEX is a rank-one, INTENT (OUT), integer array.

F77_LOCAL_TO_GLOBAL(ARRAY, L_INDEX, G_INDEX)

Description. This is a FORTRAN 77-callable version of the HPF_LOCAL subroutine LOCAL_TO_GLOBAL.

Arguments.

L_INDEX is a rank-one, INTENT (IN), integer array.
 G_INDEX is a rank-one, INTENT (OUT), integer array.

F77_GLOBAL_TO_LOCAL(ARRAY, G_INDEX, L_INDEX, LOCAL, NCOPIES, PROCS)

Description. This is a FORTRAN 77-callable version of the HPF_LOCAL subroutine GLOBAL_TO_LOCAL.

Arguments.

G_INDEX is a rank-one, INTENT (IN), integer array.
 L_INDEX is a rank-one, INTENT (OUT), integer array.
 LOCAL is a scalar, INTENT (OUT), logical.
 NCOPIES is a scalar, INTENT (OUT), integer.
 PROCS is a rank-one, integer array whose size is at least the number of processors that hold copies of the identified element.

F77_LOCAL_BLKCNT(L_BLKCNT, ARRAY, DIM, PROC)

Description. This is a FORTRAN 77-callable version of the HPF_LOCAL function LOCAL_BLKCNT.

Arguments.

L_BLKCNT is an “inquiry result” of type integer.
 PROC is a scalar integer of default kind. It must be a valid processor number or, if PROC = -1, the value returned by F77_MY_PROCESSOR() is implied.

F77_LOCAL_LINDEX(L_INDEX, ARRAY, DIM, PROC)

Description. This is a FORTRAN 77-callable version of the HPF_LOCAL function LOCAL_LINDEX.

Arguments.

L_INDEX is a rank-one, integer array of size equal to at least the value returned by F77_LOCAL_BLKCNT.
 DIM may not be -1.
 PROC is a scalar integer of default kind. It must be a valid processor number or, if PROC = -1, the value returned by F77_MY_PROCESSOR() is implied.

F77_LOCAL_UIINDEX(L_UIINDEX, ARRAY, DIM, PROC)

Description. This is a FORTRAN 77-callable version of the HPF_LOCAL function LOCAL_UIINDEX.

Arguments.

L_UIINDEX is a rank-one, integer array of size equal to at least the value returned by F77_LOCAL_BLKCNT.

DIM may not be -1.

PROC is a scalar integer of default kind. It must be a valid processor number or, if PROC = -1, the value returned by F77_MY_PROCESSOR() is implied.

F77_GLOBAL_SHAPE(SHAPE, ARRAY)

Description. This is a FORTRAN 77-callable version of the HPF_LOCAL function GLOBAL_SHAPE.

Arguments.

SHAPE is a rank-one, integer array of size equal to at least the rank of the global array associated with ARRAY. Its return value is the shape of that global array.

F77_GLOBAL_SIZE(SIZE, ARRAY, DIM)

Description. This is a FORTRAN 77-callable version of the HPF_LOCAL function GLOBAL_SIZE.

Arguments.

SIZE is a scalar integer equal to the extent of axis DIM of the global array associated with ARRAY or, if DIM = -1, the total number of elements in that global array.

F77_SHAPE(SHAPE, ARRAY)

Description. This is a FORTRAN 77-callable version of the HPF intrinsic SHAPE, as it would behave as called from HPF_LOCAL.

Arguments.

SHAPE is a rank-one, integer array of size equal to at least the rank of the subgrid associated with ARRAY. Its return value is the shape of that subgrid.

F77_SIZE(SIZE, ARRAY, DIM)

Description. This is a FORTRAN 77-callable version of the HPF intrinsic `SIZE`, as it would behave as called from `HPF_LOCAL`.

Arguments.

`SIZE` is a scalar integer equal to the extent of axis `DIM` of the subgrid associated with `ARRAY` or, if `DIM = -1`, the total number of elements in that subgrid.

F77_MY_PROCESSOR(MY_PROC)

Description. This is a FORTRAN 77-callable version of the `HPF_LOCAL` function `MY_PROCESSOR`.

Arguments.

`MY_PROC` is a scalar, `INTENT (OUT)`, integer. Its value is the identifying number of the physical processor from which this call is made.

G.5 Programming Example Using `HPF_SUBGRID_INFO`**G.5.1 HPF Caller**

```

PROGRAM EXAMPLE
! Declare the data array and a verification copy
  INTEGER, PARAMETER :: NX = 100, NY = 100
  REAL, DIMENSION(NX,NY) :: X, Y
!HPF$ DISTRIBUTE(BLOCK,BLOCK) :: X, Y
! The global sum will be computed
! by forming partial sums on the processors
  REAL PARTIAL_SUM(NUMBER_OF_PROCESSORS())
!HPF$ DISTRIBUTE PARTIAL_SUM(BLOCK)
! Local subgrid parameters are declared per processor
! for a rank-two array
  INTEGER, DIMENSION(NUMBER_OF_PROCESSORS(),2) ::
    & LB, UB, NUMBER
!HPF$ DISTRIBUTE(BLOCK,*) :: LB, UB, NUMBER
! Define interfaces
  INTERFACE
    EXTRINSIC(F77_LOCAL) SUBROUTINE LOCAL1
      & ( LB1, UB1, LB2, UB2, NX, X )
! Arrays LB1, UB1, LB2, UB2, and X are passed by default
! as LAYOUT('F77_ARRAY') and PASS_BY('*')
    INTEGER, DIMENSION(:) :: LB1, UB1, LB2, UB2
    INTEGER NX
    REAL X(:, :)
!HPF$ DISTRIBUTE(BLOCK) :: LB1, UB1, LB2, UB2

```

```

1      !HPF$ DISTRIBUTE(BLOCK,BLOCK) :: X
2          END
3          EXTRINSIC(F77_LOCAL) SUBROUTINE LOCAL2(N,X,R)
4      ! Arrays N, X, and R are passed by default
5      ! as LAYOUT('F77_ARRAY') and PASS_BY('*')
6          INTEGER N(:)
7          REAL X(:, :), R(:)
8      !HPF$ DISTRIBUTE N(BLOCK)
9      !HPF$ DISTRIBUTE X(BLOCK,BLOCK)
10     !HPF$ DISTRIBUTE R(BLOCK)
11     END
12     END INTERFACE
13
14     ! Determine result using only global HPF
15     ! Initialize values
16     FORALL (I=1:NX,J=1:NY) X(I,J) = I + (J-1) * NX
17     ! Determine and report global sum
18     PRINT *, 'GLOBAL HPF RESULT: ',SUM(X)
19     ! Determine result using local subroutines
20     ! Initialize values ( assume stride = 1 )
21     CALL HPF_SUBGRID_INFO( Y, IERR, LB=LB, UB=UB )
22     IF (IERR.NE.0) STOP 'ERROR!'
23     CALL LOCAL1( LB(:,1), UB(:,1), LB(:,2), UB(:,2), NX, Y )
24     ! Determine and report global sum
25     NUMBER = UB - LB + 1
26     CALL LOCAL2 ( NUMBER(:,1) * NUMBER(:,2) , Y , PARTIAL_SUM )
27     PRINT *, 'F77_LOCAL RESULT #1 : ',SUM(PARTIAL_SUM)
28     END
29

```

G.5.2 FORTRAN 77 Callee

```

31
32     SUBROUTINE LOCAL1( LB1, UB1, LB2, UB2, NX, X )
33     ! The global actual arguments passed to LB1, UB1, LB2, and UB2
34     ! have only one element apiece and so can be treated as scalars
35     ! in the local Fortran 77 procedures
36     INTEGER LB1, UB1, LB2, UB2
37     ! NX contains the global extent of the first dimension
38     ! of the global array associated with local array X
39     INTEGER NX
40     ! Note that X may have no local elements.
41     REAL X ( LB1 : UB1 , LB2 : UB2 )
42     ! Initialize the elements of the array, if any
43     DO J = LB2, UB2
44         DO I = LB2, UB2
45             X(I,J) = I + (J-1) * NX
46         END DO
47     END DO
48     END

```

```

SUBROUTINE LOCAL2(N,X,R)
! Here, the rank of the original array is unimportant
! Only the total number of local elements is needed
!   INTEGER N
!   REAL X(N), R
! If N is zero, local array X has no elements, but R
! still computes the correct local sum
  R = 0.
  DO I = 1, N
    R = R + X(I)
  END DO
END

```

G.6 Programming Example Using F77-Callable Inquiry Subroutines

This example performs only the initialization of the above example. It illustrates use of the F77-callable inquiry routines on descriptors passed from HPF, as well as the addressing of uncompressed local subgrid data in terms of “embedding arrays.”

G.6.1 HPF Caller

```

PROGRAM EXAMPLE
  INTEGER, PARAMETER :: NX = 100, NY = 100
  REAL, DIMENSION(NX,NY) :: X
!HPF$ DISTRIBUTE(BLOCK,BLOCK) :: X
! Local subgrid parameters are declared per processor
! for a rank-two array
  INTEGER, DIMENSION(NUMBER_OF_PROCESSORS(),2) ::
    & LB, UB, LB_EMBED, UB_EMBED
!HPF$ DISTRIBUTE(BLOCK,*) :: LB, UB, LB_EMBED, UB_EMBED
! Define interfaces
  INTERFACE
    EXTRINSIC(F77_LOCAL) SUBROUTINE LOCAL1(
    & LB1, UB1, LB_EMBED1, UB_EMBED1,
    & LB2, UB2, LB_EMBED2, UB_EMBED2, X, X_DESC )
    INTEGER, DIMENSION(:) ::
    & LB1, UB1, LB_EMBED1, UB_EMBED1,
    & LB2, UB2, LB_EMBED2, UB_EMBED2
! X is passed twice, both times without local reordering.
! First, it is passed by reference for accessing array elements.
    REAL, DIMENSION(:,:), LAYOUT('HPF_ARRAY'),
    & PASS_BY('*') :: X
! It is also passed by descriptor for use in F77 LOCAL
! LIBRARY subroutines only.
    REAL, DIMENSION(:,:), LAYOUT('HPF_ARRAY'),
    & PASS_BY('HPF_HANDLE') :: X_DESC
!HPF$ DISTRIBUTE(BLOCK) :: LB1, UB1, LB_EMBED1, UB_EMBED1

```

```

1      !HPF$ DISTRIBUTE(BLOCK) :: LB2, UB2, LB_EMBED2, UB_EMBED2
2      !HPF$ DISTRIBUTE(BLOCK,BLOCK) :: X
3      END
4      END INTERFACE
5      ! Initialize values
6      ! ( Assume stride = 1 and no axis permutation )
7      CALL HPF_SUBGRID_INFO( X, IERR,
8      & LB=LB, LB_EMBED=LB_EMBED,
9      & UB=UB, UB_EMBED=UB_EMBED)
10     IF (IERR.NE.0) STOP 'ERROR!'
11     CALL LOCAL1(
12     & LB(:,1), UB(:,1), LB_EMBED(:,1), UB_EMBED(:,1),
13     & LB(:,2), UB(:,2), LB_EMBED(:,2), UB_EMBED(:,2), X, X )
14     END
15

```

G.6.2 FORTRAN 77 Callee

```

17     SUBROUTINE LOCAL1(
18     & LB1, UB1, LB_EMBED1, UB_EMBED1,
19     & LB2, UB2, LB_EMBED2, UB_EMBED2, X, X_DESC )
20     INTEGER LB1, UB1, LB_EMBED1, UB_EMBED1
21     INTEGER LB2, UB2, LB_EMBED2, UB_EMBED2
22     ! The subgrid has been passed in its 'embedded' form
23     REAL X ( LB_EMBED1 : UB_EMBED1 , LB_EMBED2 : UB_EMBED2 )
24     ! Locally X_DESC is declared as an INTEGER
25     INTEGER X_DESC
26     ! Get the global extent of the first axis
27     ! This is an HPF_LOCAL type of inquiry routine with an
28     ! 'F77_' prefix
29     CALL F77_GLOBAL_SIZE(NX,X,1)
30     ! Otherwise, initialize elements of the array
31     ! Loop only over actual array elements
32     DO J = LB2, UB2
33     DO I = LB2, UB2
34     X(I,J) = I + (J-1) * NX
35     END DO
36     END DO
37     END
38
39
40
41
42
43
44
45
46
47
48

```